

2019 SAT Test Results Summary

Austin Independent School District

2018–2019

Purpose

This report describes SAT results for Austin Independent School District’s (AISD) graduating seniors, Class of 2019, who took the SAT at any point during high school. The SAT test is scored on a 1600-point scale. Test components include evidenced-based reading and writing and math. The score range is 200 to 800 points for each component. A perfect SAT total score is 1600.

How many AISD students took the SAT?

AISD seniors’ participation in the SAT slightly decreased in 2018–2019, compared with the previous school year. Over the past 10 years, AISD SAT participation was up by 608 students (Figure 1). Between groups, SAT participation increased for students who were Hispanic, Asian, or two or more races; however, fewer students who were White or African American participated in 2019 (Figure 2).

Figure 1
While the number of SAT test takers slightly decreased in 2018–2019, AISD SAT participation has increased over the past 10 years.

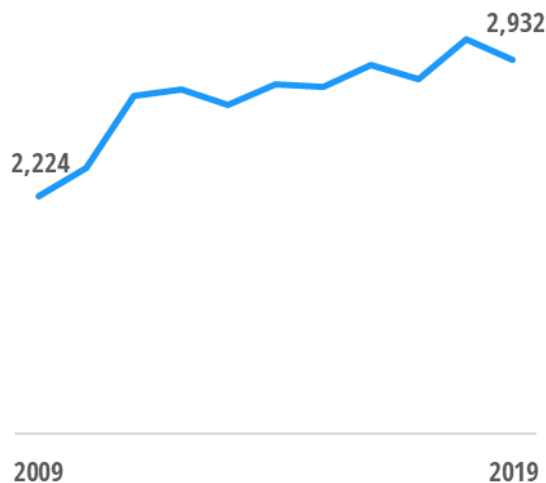
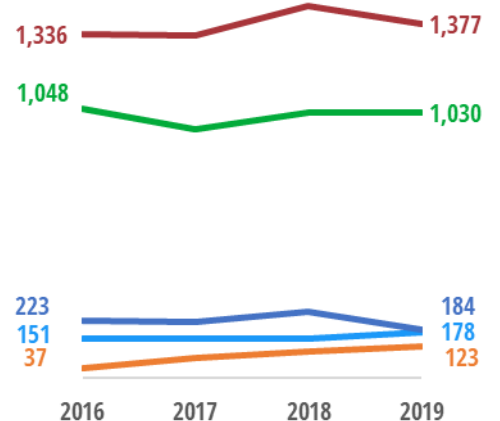


Figure 2
Since 2016, SAT test participation increased for students who were two or more races, Asian, or Hispanic, but decreased for students who were African American or White.

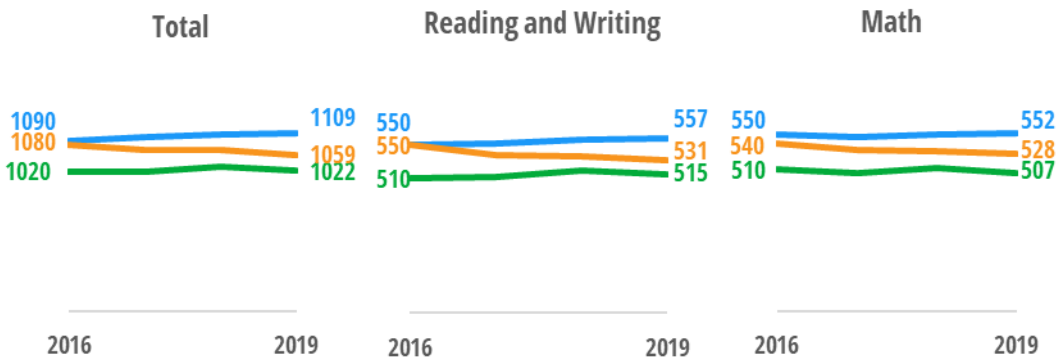


Source. College Board SAT 2019 Cohort Final Report, accessed through College Board Reports Center, September 16, 2019

How did AISD seniors perform on the SAT?

Over the past 3 years, AISD SAT scores exceeded state and national averages for total, evidence-based reading and writing, and math scores (Figure 3). Since 2016, scores have increased for AISD and the state; however, national scores decreased. The College Board (2019) reported average SAT scores and percentages of students meeting the college readiness benchmark had decreased; however, the number of test takers increased.

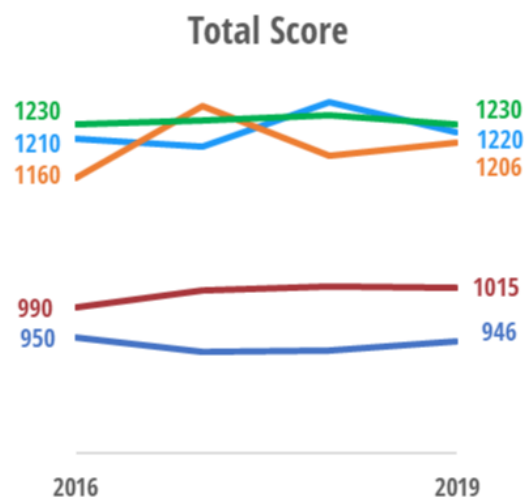
Figure 3
AISD's Total, Reading and Writing, and Math SAT average scores exceeded state and national averages.



Source. College Board SAT 2019 Cohort Final Report, accessed through College Board Reports Center, September 16, 2019

Total SAT scores were higher for some student groups, including Asian, Hispanic, and two or more races, but slightly lower for African American students, compared with performance in 2016. Total score remained consistent for White students (Figure 4).

Figure 4
SAT performance gaps remained consistent in AISD between students who were African American or Hispanic and students who were White, Asian, or two or more races.



Source. College Board SAT 2019 Cohort Final Report, accessed through College Board Reports Center, September 16, 2019

The new SAT is a different test than the previous test. Some changes include:

- a focus on the knowledge, skills, and understandings identified as critical to college and career readiness and success;

- greater emphasis on word meanings and contextual references; and

- an optional essay given at the end of the SAT.

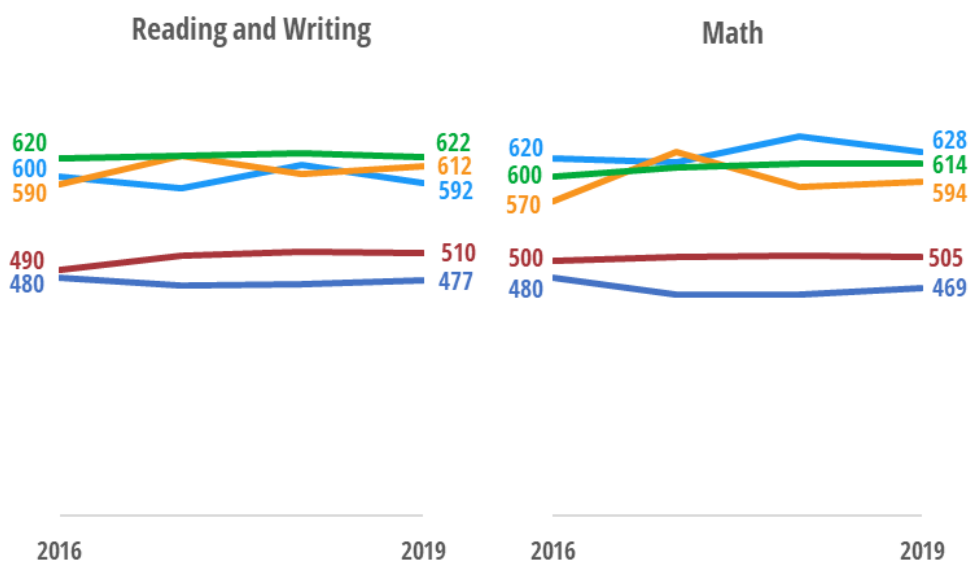
Scoring ranges also changed between the old and new versions of the SAT test. The overall SAT scoring scale now ranges from 400 to 1600 and from 200 to 800 for the evidence-based reading and writing and math portions of the exam. Scores of 2 to 8 may be earned on each of three dimensions for the essay. Essay results are reported separately.

To help educators and test takers understand the old and new SAT scores in relation to one another, the College Board provided a concordance that shows how to relate the scores. In this report, differences in score reporting between the two tests were accounted for using the instructions provided by the College Board. Specifically, scores reported for SAT tests taken prior to March 2016 were transformed to the new SAT score structure for comparison purposes in this report.

For more information, please refer to <https://collegereadiness.collegeboard.org/sat/inside-the-test/compare-old-new-specifications>

Since 2016, both reading and writing and math scores increased for students who were Hispanic, White, or two or more races. Reading and writing scores decreased for students who were Asian or African American. Math scores increased for all groups, except students who were African American (Figure 5).

Figure 5
Since 2016, reading and writing scores increased for Hispanic, two or more races, and White students, but slightly decreased for students who were African American or Asian.

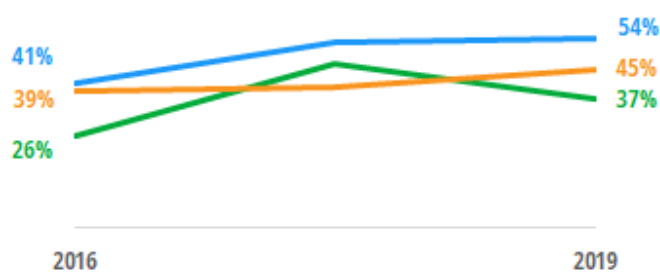


Source: College Board SAT 2019 Cohort Final Report accessed through College Board Reports Center (9.16.19).

Did AISD seniors meet college readiness benchmarks on the SAT?

In AISD, higher percentages of AISD seniors met college readiness benchmarks for SAT total (Figure 6), reading and writing, and math (Figure 7) compared with percentages for the state and nation. The percentages of seniors who meet SAT college readiness benchmarks have increased for AISD, the state, and the nation since 2016.

Figure 6
On the SAT overall, AISD seniors met the college readiness benchmark at a higher rate than did seniors across the state and nation.



Source: College Board SAT 2019 Cohort Final Report, accessed through College Board Reports Center, September 16, 2019

Students and educators use the SAT assessment to prepare for success after high school.

SAT established college and career readiness benchmarks based on student outcomes in entry-level college courses.

There are benchmarks for both SAT reading and writing and SAT math exams.

SAT defines college and career readiness as meeting the following subject area benchmarks:

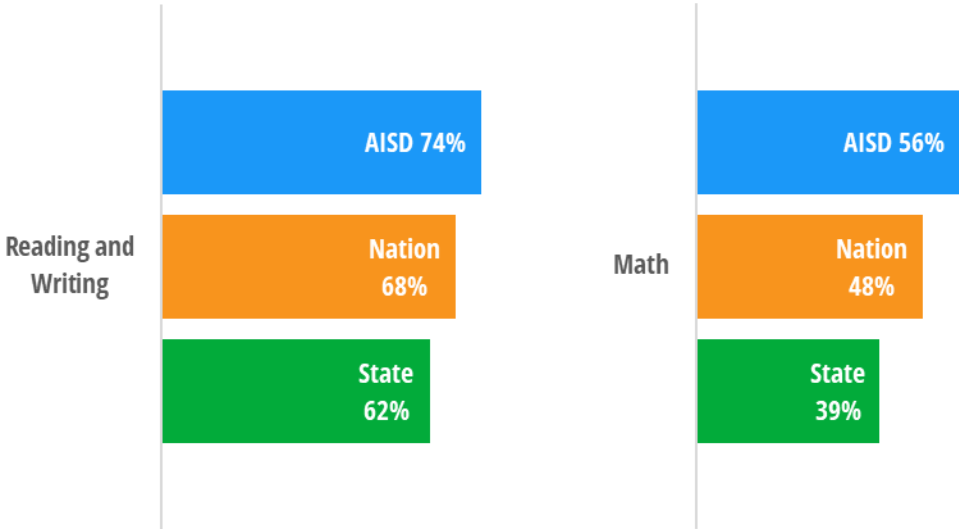
Math benchmark score of 530

Reading and Writing score of 480

Benchmarks represent a 75% likelihood of achieving a C or better grade in first-semester, credit-bearing college courses in a related subject area.

For more information on SAT college readiness benchmarks, please refer to <https://collegereadiness.collegeboard.org/about/scores/benchmarks>

Figure 7
AISD seniors met the college readiness benchmarks in reading and writing and math at higher rates than did seniors across the state and nation.



Source: College Board SAT 2019 Cohort Final Report, accessed through College Board Reports Center, September 16, 2019

Reference

College Board. (2019, September). *SAT Cohort Final Report for Austin Independent School District (AISD)*. New York, NY: Author.

