

# Austin ISD

## Postsecondary Enrollment

Graduating Class of 2014

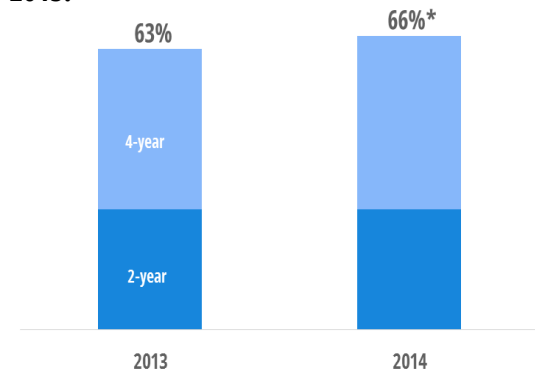
DRE Publication #14.81 RB

June 2015

Afi Y. Wiggins, Ph.D.

4,138 seniors graduated from Austin Independent School District in 2014.

A significantly higher percentage of graduates enrolled in college in 2014 than enrolled in 2013.



**66%**  
of graduates enrolled in college the **first year** after graduation.

**59%**  
of graduates were **direct-to-college** enrollees  
(enrolled the Fall semester after high school graduation).



**78%** of graduates who completed the **FAFSA** enrolled in college.

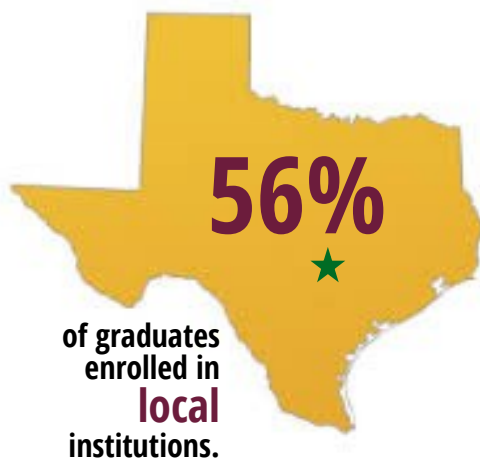
**51%** of economically disadvantaged graduates enrolled in

**38%** of limited English proficient graduates enrolled in college.

This summary presents postsecondary enrollment rates for Austin Independent School District Class of 2014. Direct-to-college is defined as students who enroll the Fall immediately following their high school graduation date. FAFSA is the Free Application for Federal Student Aid. For more information, about the district's postsecondary enrollment outcomes, refer to district postsecondary enrollment reports on the Austin Independent School District Department of Research and Evaluation publications website, <http://www.austinisd.org/dre/college-career-life>. Source: National Student Clearinghouse, 2015.

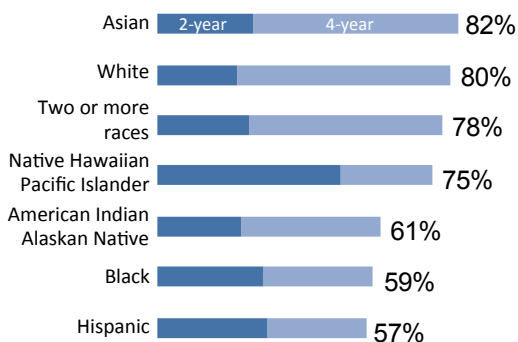
### Top 10 Institutions of Postsecondary Enrollment

- Austin Community College
- Texas State University: San Marcos
- University of Texas: Austin
- Texas A&M University
- University of Texas: San Antonio
- Texas Tech University
- University of North Texas
- University of Houston
- St. Edwards University
- University of Texas: Dallas



Note. "Local" is defined as within 60 miles of downtown Austin.

A higher percentage of Asian and White graduates enrolled in postsecondary institutions than did their peers of other races.



**81%**  
of Class of 2013 graduates who enrolled in college after high school enrolled for a second year (persisted).

Note. Results may differ from other reports due to varying data analysis practices. For more information: [http://www.austinisd.org/sites/default/files/dre-reports/related/ rict\\_2013\\_Postsecondary\\_Enrollment\\_Report\\_Technical\\_Documentation.pdf](http://www.austinisd.org/sites/default/files/dre-reports/related/ rict_2013_Postsecondary_Enrollment_Report_Technical_Documentation.pdf)

Department of  
**Research and  
Evaluation**

AUSTIN INDEPENDENT SCHOOL DISTRICT