



Campus Report

OVERVIEW

The Austin Independent School District (AISD) strives to ensure that its graduates are prepared to transition successfully to a postsecondary institution. In furtherance of this objective, the district has implemented numerous college preparatory programs to improve students' preparation for postsecondary education, and as a result of these efforts, boost the postsecondary enrollment rates of its graduates. To assess the district's progress in fulfilling this goal, this report provides detailed information about the postsecondary enrollment outcomes of graduates.

Annually, staff in the AISD Department of Program Evaluation (DPE) obtain data about the postsecondary enrollment outcomes of graduates from the prior year's graduating class. Reporting is delayed by approximately 1 year in order to gather data about students who enroll in the spring semester after high school graduation, and to ensure students who enroll at postsecondary institutions with unconventional enrollment calendars are counted.

Data are provided by two sources: the National Student Clearinghouse (NSC) and the Ray Marshall Center (RMC), a research entity affiliated with the University of Texas at Austin. The NSC data file covers approximately 93% of all postsecondary institutions in the United States; however, the University of Texas at Austin currently does not report enrollment records to the NSC. Because of this omission, DPE staff obtain University of Texas at Austin registration records from the RMC to ensure the postsecondary enrollment data file is as comprehensive as feasible.

In this report, the postsecondary enrollment outcomes for graduating members of the Class of 2008 are presented. The Class of 2008 at Reagan had 121 graduates. Of these 121 graduates, 29 enrolled in a 2-year postsecondary institution, while 18 enrolled in a 4-year institution. In the figures presented in this report, enrollment outcomes are disaggregated for the campus and the district by the type of postsecondary institution (2-year, which includes business and technical colleges, and 4-year). Furthermore, enrollment outcomes are segmented by several important demographic characteristics, including ethnicity, economic disadvantage status, gender, and Limited English Proficiency (LEP) designation. Longitudinal data also are provided, but are limited to the Classes of 2007 and 2008. For comparison purposes, aggregated district-level results are reported alongside each campus-level figure. The district-wide report can be accessed on the DPE website:

<<http://www.austinisd.org/inside/accountability/evaluation/index.phtml>>

RESULTS

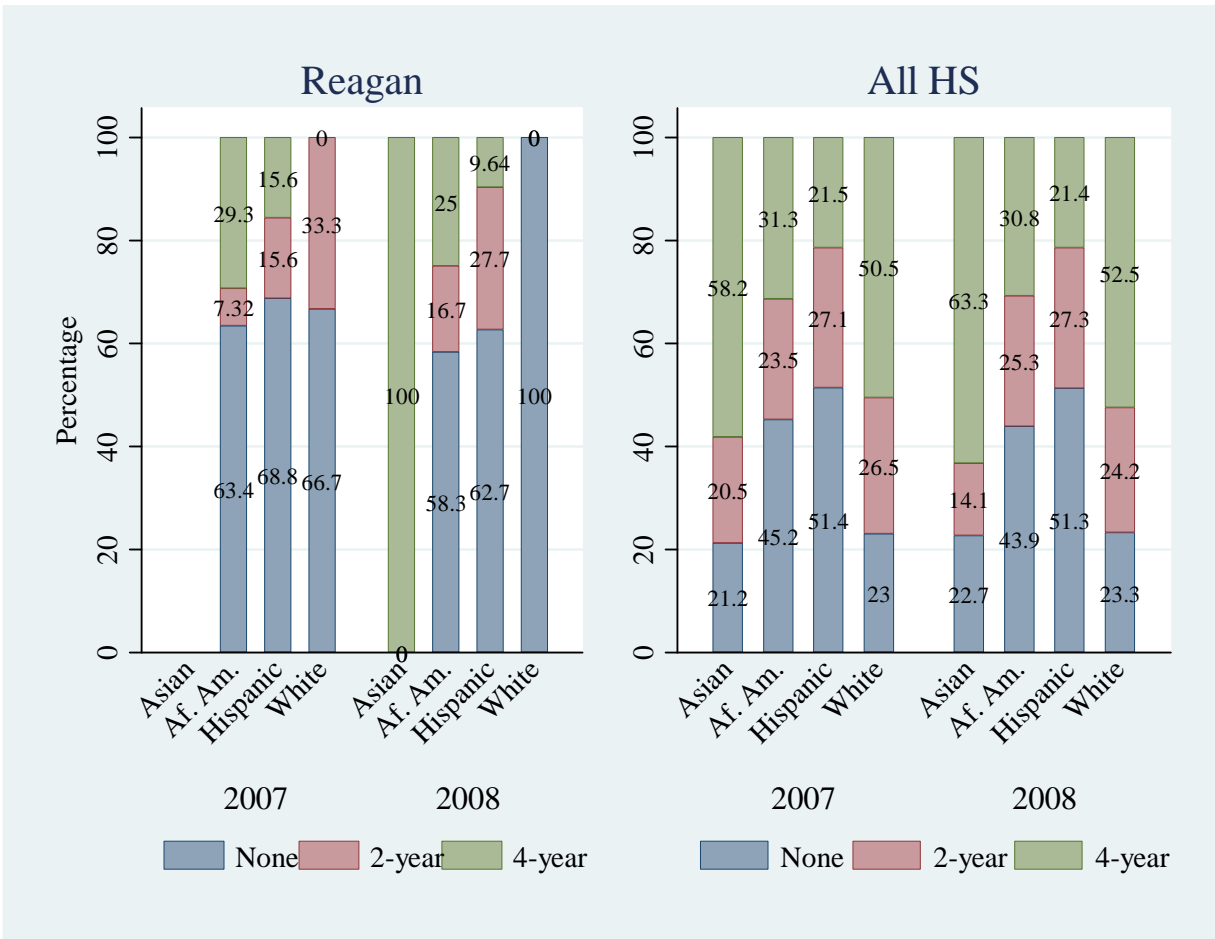
In the figures that follow, the postsecondary enrollment outcomes for graduates of Reagan and all other AISD high schools are presented. Three outcomes are reported: the percentage of graduates who had no record of postsecondary enrollment (shaded blue), who enrolled in a 2-year institution (shaded red), or who enrolled in a 4-year institution (shaded green).

Figure 1. Postsecondary Enrollment Outcomes by Institution Type, Classes of 2007 and 2008



Source. NSC and RMC, prepared by the DPE, July 2009

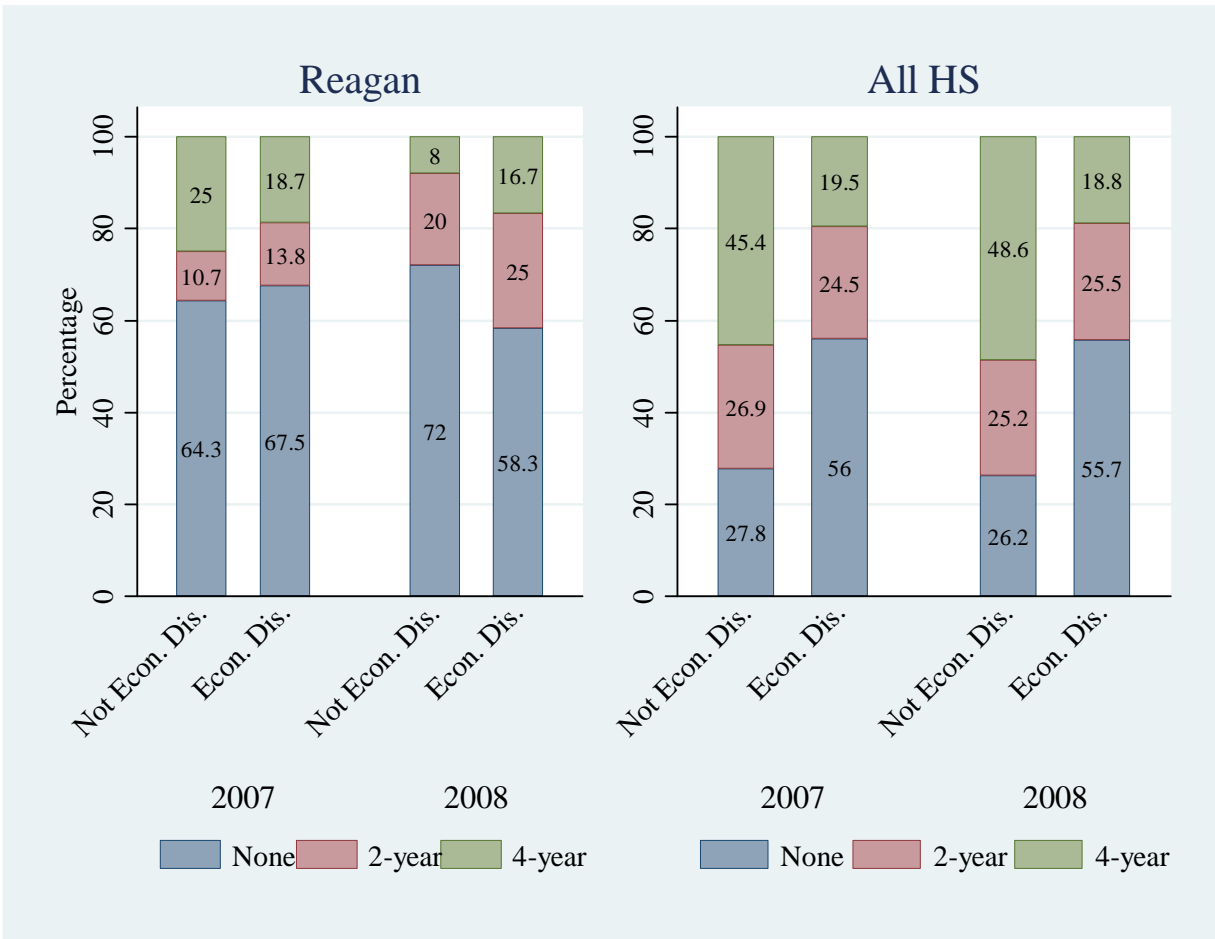
Figure 2. Postsecondary Outcomes by Institution Type and Ethnicity, Classes of 2007 and 2008



Source. NSC and RMC, prepared by the DPE, July 2009

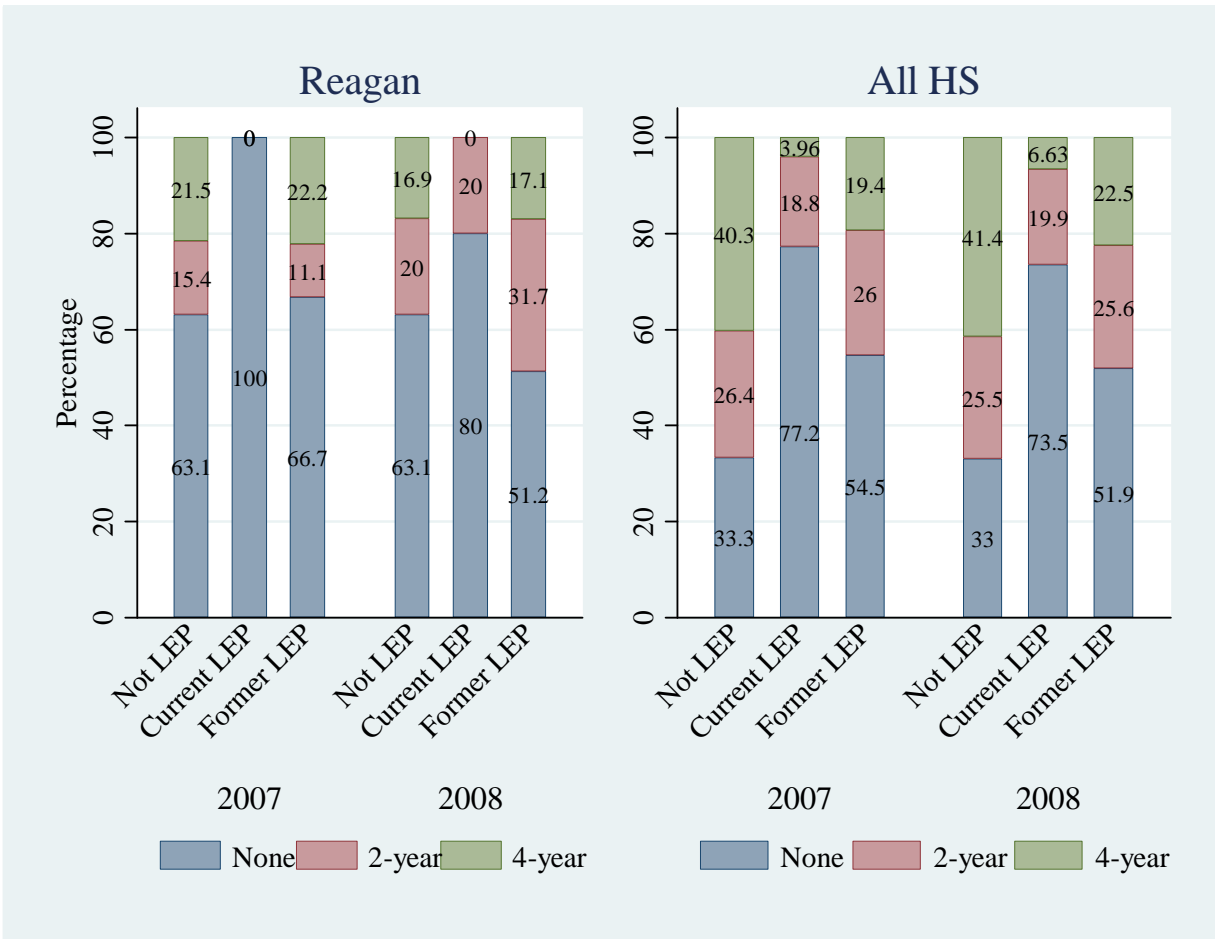
Note. Native American enrollment results are omitted due to their low numbers.

Figure 3. Postsecondary Enrollment Rates by Institution Type and Economic Disadvantage Status, Classes of 2007 and 2008



Source. NSC and RMC, prepared by the DPE, July 2009

Figure 4. Postsecondary Enrollment Rates by Institution Type and LEP Status, Classes of 2007 and 2008



Source. NSC and RMC, prepared by the DPE, July 2009

Figure 5. Postsecondary Enrollment Rates by Institution Type and Gender, Classes of 2007 and 2008



Source. NSC and RMC, prepared by the DPE, July 2009