

Agenda



AGENDA

AGENDA ITEM	Presenter	START	DURATION
Call to Order	Co-Chairs	6:00 p.m.	5 min
Public Comment (2 mins per comment, max 10 mins)	Jada Simpson	6:05 p.m.	5 min
Approval of Minutes: January 14 , 2025	Co-Chairs	6:10 p.m.	5 min
Communications <ul style="list-style-type: none"> • Social Media / News Events • CAT & Community Meetings 	Katy Fitzgold	6:15 p.m.	5 min
Finance - No February Presentation	Andre Andrews	N/A	0 min
Economic Opportunity Office <ul style="list-style-type: none"> • Engagement • Outreach 	Dinita Caldwell	6:20 p.m.	5 min
CMD 2022 <u>Modernization/Comprehensive</u> Projects <ul style="list-style-type: none"> • Drainage at Delco • Nelson Field parking • Oak Springs 	Michael Mann & Program Managers	6:25 p.m.	20 min
CMD 2022 <u>Targeted</u> Projects	CMD Staff	6:45 p.m.	10 min
CMD Previous Bond Projects updates (2013 & 2017)	CMD Staff	6:55 p.m.	10 min
CBOC Committee Operations <ul style="list-style-type: none"> • Annual Report Approval • Letter to the Board Approval • Committee Operations Discussion 	Co-Chairs	7:05 p.m.	50 min
Future Items for Discussion	Co-Chairs	7:55 p.m.	5 min
Adjourn	Co-Chairs	8:00 p.m.	--

Public Comment

All regular and plenary meetings of AISD advisory bodies are open to the public.

Members of the public may join CBOC meetings in-person and provide comments during the meeting or directly to the shared CBOC inbox before the meeting begins.

Email Address: cbocinternalinfo@austinisd.org

Five minutes of Public Comment may be read (maximum of 10 mins depending on sign-ups, no more than 2 mins per comment).



BOND
PROGRAM
AUSTIN ISD 2022

Approval of Minutes

UP NEXT:



**BOND
PROGRAM**
AUSTIN ISD 2022



BOND COMMUNICATIONS

Austin ISD Bond Media Highlights

We're keeping the community updated on the ongoing bond progress through news stories and social media posts. Check out the latest below.

Social Media

- [Harris Construction](#)
- [CapMetro Partnership](#)

News Stories

- [McCallum Turf](#) - KVUE
- Pecan Springs Groundbreaking
 - [KXAN](#)
 - [KVUE](#)
 - [Community Impact](#)



Houston Elementary School Groundbreaking

Groundbreaking Events

- March 4, 2025: Northeast Early College High School and International High School, 10 a.m.
- March 12, 2025: LBJ Early College High School, Time TBD
- March 13, 2025: Langford Elementary School, 1:30 p.m.



Pecan Springs Elementary School Groundbreaking

Community Meetings

- February 5, 2025: Northeast Early College High School and International High School, 5:30pm*
- February 26, 2025: LBJ Early College High School, 5:00pm*
- March 11, 2025: Dobie Middle School, 5:30pm*
- March TBD: Barrington Elementary School*

* Indicates a construction community meeting

All meetings are open to the public and posted to the [Bond calendar](#).



Allison Elementary School Construction Community Meeting

CAT Meetings

- January 23: Andrews Elementary School CAT Kick-Off
- January 31: O. Henry Middle School CAT form closed.
- February 3: Wooldridge Elementary School, 3:45 p.m.
- February 6: Central Athletic Facilities, 10:15 a.m.
- February 6: Andrews Elementary School, 4:15 p.m.
- February 7: Clifton Career Development School, 8 a.m.
- February 11: Langford Elementary School, 4:00 p.m.
- February 12: Austin High School 5:30 p.m.
- February 13: Nelson Bus Terminal, 11:00 a.m.
- February 13: Burnet Middle School, 4:30 p.m.
- February 19: O. Henry Middle School CAT Kick-Off, 4:30 p.m.
- February 19: Akins Early College High School, 5:00 p.m.
- February 20: Andrews Elementary School, 3:30 p.m.
- February 20: Barrington Elementary School, 3:30 p.m.
- February 24: Navarro Early College High School, 10:00 a.m.
- February 24: Wooldridge Elementary School, 3:45 p.m.
- February 26: Austin High School, 5:30 p.m.
- February 27: Clifton Career Development School, 8:00 a.m.

All meetings are open to the public and posted to the [Bond calendar](#).



Travis ECHS Construction Community Meeting

UP NEXT:



**BOND
PROGRAM**
AUSTIN ISD 2022

BOND FINANCIALS

2013 Bond Financials



Bond amount authorized by voters on May 11, 2013: **\$489,731,000**

Actually Spent

\$489,536,217

**Total Projected
Costs & Current
Commitments**

\$ 194,783

**Bond Program
Available Balance
After Commitments**

\$0

*Please see file: 2013 Bond Program Financials

2017 Bond Financials



Bond amount authorized by voters on November 7, 2017: **\$1,050,984,000**

Actually Spent

\$1,048,486,949

**Total Projected
Costs & Current
Commitments**

\$ 8,350,886

**Bond Program
Available Balance
After Commitments**

\$0

*Please see file: 2017 Bond Program Financials

2022 Bond Financials

Proposition A (General Purpose)



Bond amount authorized by voters on November 8, 2022: **\$2,316,025,000**

Actually Spent

\$226,088,665

**Total Projected
Costs & Current
Commitments**

\$ 520,026,551

**Bond Program
Available Balance
After Commitments**

\$1,569,909,784

*Please see file: 2022 Bond Program Financials

2022 Bond Financials

Proposition B (Technology)



Bond amount authorized by voters on November 8, 2022: **\$75,541,000**

Actually Spent

\$22,994,752

**Total Projected
Costs & Current
Commitments**

\$ 8,371,272

**Bond Program
Available Balance
After Commitments**

\$44,174,976

*Please see file: 2022 Bond Program Financials

2022 Bond Financials

Proposition C (Stadiums & Athletic Complexes)



Bond amount authorized by voters on November 8, 2022: **\$47,434,000**

Actually Spent

\$250,656

**Total Projected
Costs & Current
Commitments**

\$ 2,290,557

**Bond Program
Available Balance
After Commitments**

\$44,892,787

*Please see file: 2022 Bond Program Financials

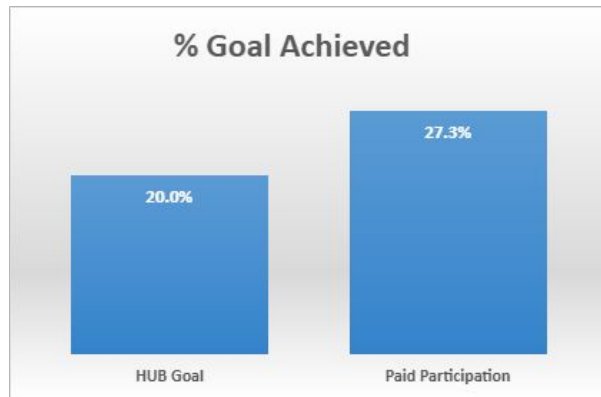
UP NEXT:



ECONOMIC OPPORTUNITY OFFICE

2022 BOND PROGRAM - Architecture / Engineering: Through January 2025

Category	Contracted Amount (\$)	Paid Amount (\$)	Paid Progress	Paid Participation	HUB Goal (20%)
African American	9,620,921.58	3,296,555.53	34.3%	8.80%	3.0%
Asian/Native American	7,563,971.55	3,743,944.98	49.5%	10.0%	4.5%
Hispanic	12,140,986.48	2,653,972.26	21.9%	7.1%	4.7%
Women-Owned	2,550,923.70	558,664.33	21.9%	1.5%	7.8%
HUB Total	31,876,803.31	10,253,137.10	32.2%	27.3%	20.0%
Non-HUB	84,784,138.26	27,301,042.48	32.2%		
Total	116,660,941.57	37,554,179.58	32.2%		



Note: Adjusted HUB goals are derived from the 2022 Disparity Study.

2022 BOND PROGRAM - Construction: Through January 2025

Category	Contracted Amount (\$)	Paid Amount (\$)	Paid Progress	Paid Participation	HUB Goal (20%)
African American	1,982,197.00	1,571,597.75	79.3%	3.3%	3.5%
Asian/Native American	4,448,160.12	2,394,164.47	53.8%	5.0%	2.0%
Hispanic	7,496,409.18	4,394,159.47	65.8%	10.4%	4.7%
Women-Owned	8,434,249.28	4,351,706.57	51.7%	9.2%	7.8%
HUB Total	22,361,015.28	13,256,644.82	59.3%	28.0%	18.0%
Non-HUB	85,434,369.45	34,170,648.79	40.0%		
Total	107,795,385.03	47,427,293.61	44.0%		

Note: Adjusted HUB goals are derived from the 2022 Disparity Study.



Economic Opportunity Office Outreach

January 2025 Highlights

Vendor Information Session 1/23/25



- Thought-Provoking Thursday - "Competitive Sealed Proposal Process" webinar featuring Bond Procurement and Construction Management - 36 businesses attended.
- EOO supported the Construction Management Vendor Info Session - 40+ attendees, 5 direct business contacts made, attendees represented 29.2% General Contractors, 12.5% Subcontractors, 51.2% Architects/Engineers, 6.2% other.
- EOO provided training and shared AISD procurement opportunities to over 40 small businesses for the Economic Growth Business Incubator.

Economic Opportunity Office Outreach



January/2025

Year-to-Date

7

63

Total Outreach Events – HUB business expos hosted by external organizations, EOO organized HUB events, pre-bid meetings, and CAT meetings.

10

459

Business Development Contacts – Business and community stakeholder contacts made at business outreach events that lead to bidding opportunities for HUBs or that are directed to other internal departments for consideration.

9

45

HUB Vendor Technical Assistance – Business and industry organization meetings to include contractor associations and certification entities to facilitate future HUB forums, capacity building, and capability statement reviews.



UP NEXT:



**BOND
PROGRAM**
AUSTIN ISD 2022

**2022 BOND MODERNIZATION
PROJECTS**

Negotiations	Pre-Design	Schematic Design	Design Development	Construction Documents	Construction
<ul style="list-style-type: none"> ▲ Bear Creek ES (A) ▲ Hill ES (A) ▲ O. Henry MS (A) 	<ul style="list-style-type: none"> ◇ Yellow Jacket Stadium (A) ◇ Nelson Bus Terminal (A) ▲ Andrews ES (A) 	<ul style="list-style-type: none"> ◇ Langford ES (A) ◇ Navarro ECHS (A) ▲ Austin HS (A) ▲ Wooldridge ES (A) 	<ul style="list-style-type: none"> ◇ Delco Activity Center (C) ◇ Nelson Field (C) ◇ Oak Springs ES (A) 	<ul style="list-style-type: none"> ▲ LBJ ECHS (A) ▲ Burnet MS (A) ▲ Barrington ES (A) ▲ Martin MS (A) ▲ Akins ECHS (A) ◇ Anderson HS (A) ◇ Crockett ECHS (A) ◇ Clifton CDS (A) ◇ Dobie MS (A) ◇ McCallum (A) ◇ Mendez MS (A) ◇ Northeast ECHS & International HS (A) 	<ul style="list-style-type: none"> ▲ Travis ECHS (A) ▲ Houston ES (A) ▲ *Pecan Springs ES (A) ▲ *Wooten ES (A) ▲ *Cook ES (A) ▲ *Oak Hill ES (A) ▲ *Williams ES (A) ▲ *Harris ES (A) ▲ *Odom ES (A) ▲ *Linder ES (A) ▲ *Allison ES (A) ◇ *Sadler Means YWLA (A)
<p style="text-align: center;">ICON KEY</p>					
<p>– Propositions: (A) Prop. A (B) Prop. B (C) Prop. C</p>					
<p>– Program Managers: ▲ AECOM ◇ Vanir/STV</p>					
<p>– Final GMP *</p>					

Contingency & Escalation Use Update

Current reporting for Prop A

Bond Program	Original Balance	Previous Balance (as of 12/30)	Current balance (as of 1/31)
Contingency	\$129,093,277	\$32,605,777	\$32,805,777
Escalation	\$270,516,395	\$135,274,525	\$130,274,574

Escalation Usage:

- Swing for Pecan Springs to Winn
- Linder change order
- Certification Associates
- Condemnation Fees
- Crockett Turf
- Payroll

**Note: Information presented here is intended to communicate recent needs for contingency and escalation funds and is not intended to be a substitute for the financial reports provided.*

Contingency & Escalation Use Report

Current reporting for Prop C

Bond Program	Original Balance	Previous Balance (as of 12/30)	Current Balance (as of 1/31)
Contingency	\$2,834,978	\$2,834,978	\$2,834,978
Escalation	\$5,669,955	\$5,669,955	\$5,669,955

Contingency Usage:

➤ N/A

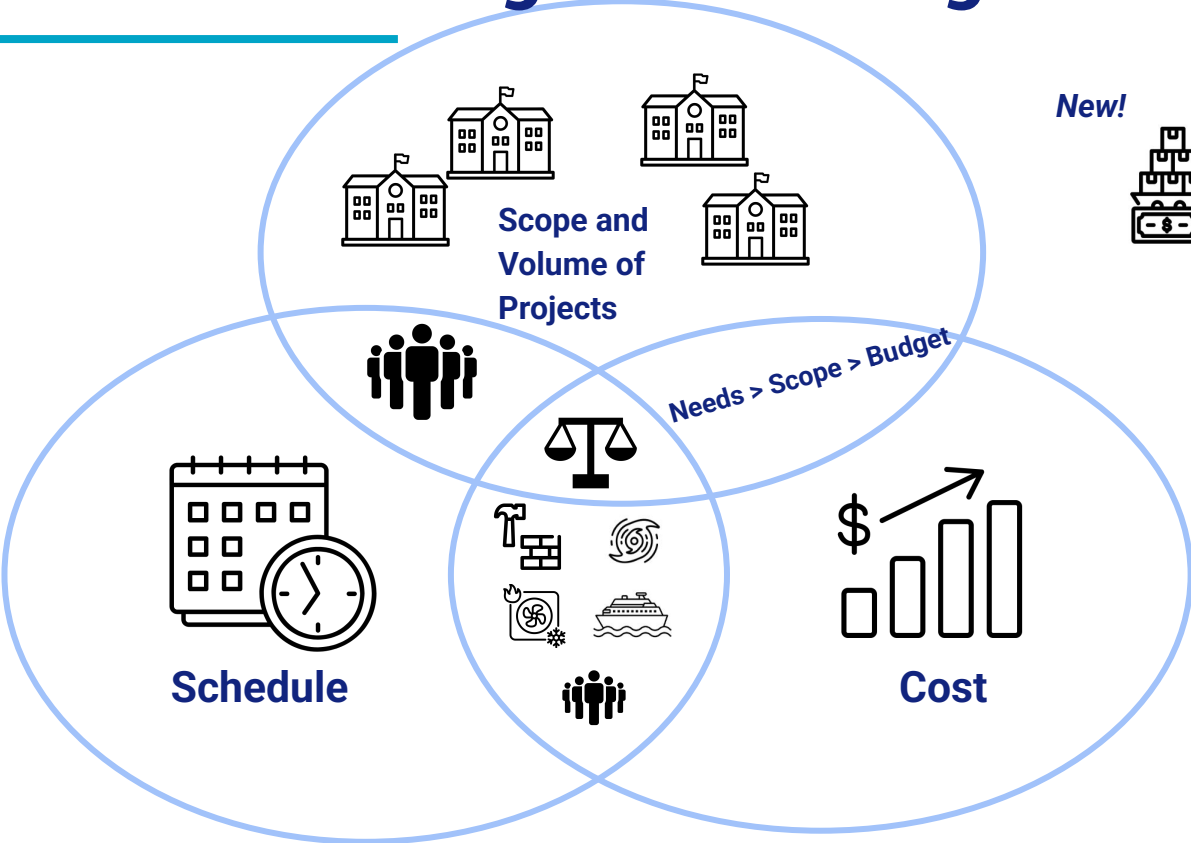
Escalation Usage:

➤ N/A

**Note: Information presented here is intended to communicate recent needs for contingency and escalation funds and is not intended to be a substitute for the financial reports provided.*

Program-wide Challenges & Strategies


-  Project
-  People/Labor
-  Schedule
-  Balance
-  Materials
-  Cost/Escalation
-  Port Strikes
-  Hurricanes
-  HVAC
-  Tariffs



Program-wide Challenges & Strategies

Challenges

- Internal staffing
- Limited City Staff for reviews, permitting and inspections
- Design community staffing limitations
- Construction community staffing limitations (GCs, Subs, Labor, etc.)
- Competition in the market
- Aggressive schedule
- Material availability
- Long-lead items
- Swing space
- Storm recovery efforts
- Port Strikes
- HVAC
- Tariffs



Strategies

- New accounting software
- New project management software
- Staff augmentation - across multiple departments
- ILA with the City
- Developing new and improved SOPs
- Public Project Review Process
- Vendor & HUB Outreach
- Bundling projects
- Soliciting feedback from general contractors

◆ Delco Activity Center Drainage

Comprehensive | Prop. C



Scan the QR code to see the campus project page

[Project Fact Sheet](#)

PHASE: DESIGN DEVELOPMENT | SCHOOL OPEN: JAN. 2028 | SWING: OFF-SITE | ON BUDGET: N

Geotechnical Findings

- Soil composition consists of high moisture content and fatty clay

Drainage Survey Findings

- Expansive soils are causing fluctuations to grading, leading to further drainage issues and water infiltration in the crawl space
- Crawl space drainage is malfunctioning, causing water to settle

Structural Findings

- Pooling water is causing upward force on structural piers, leading to movement of superstructure



Crawl Space Water Infiltration

◆ Delco Activity Center Drainage

Comprehensive | Prop. C



Scan the QR code to see the campus project page

[Project Fact Sheet](#)

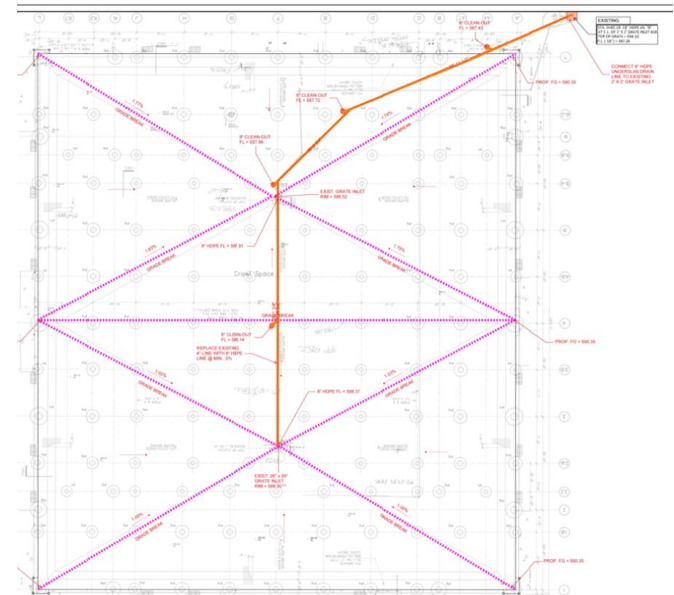
PHASE: DESIGN DEVELOPMENT | SCHOOL OPEN: JAN. 2028 | SWING: OFF-SITE | ON BUDGET: N

Proposed Repairs Overview

- Install concrete mud slab to properly capture any water infiltration
- Repair to crawlspace retention walls
- Install new drainage in crawl space
- Install new louvers, fans, & sensors to control humidity
- Regrade the perimeter of the building

Next Steps

- Finalize design and recommendations



Repair Overview

◆ Nelson Field Parking

Comprehensive | Prop. C



Scan the QR code to see the campus project page

[Project Fact Sheet](#)

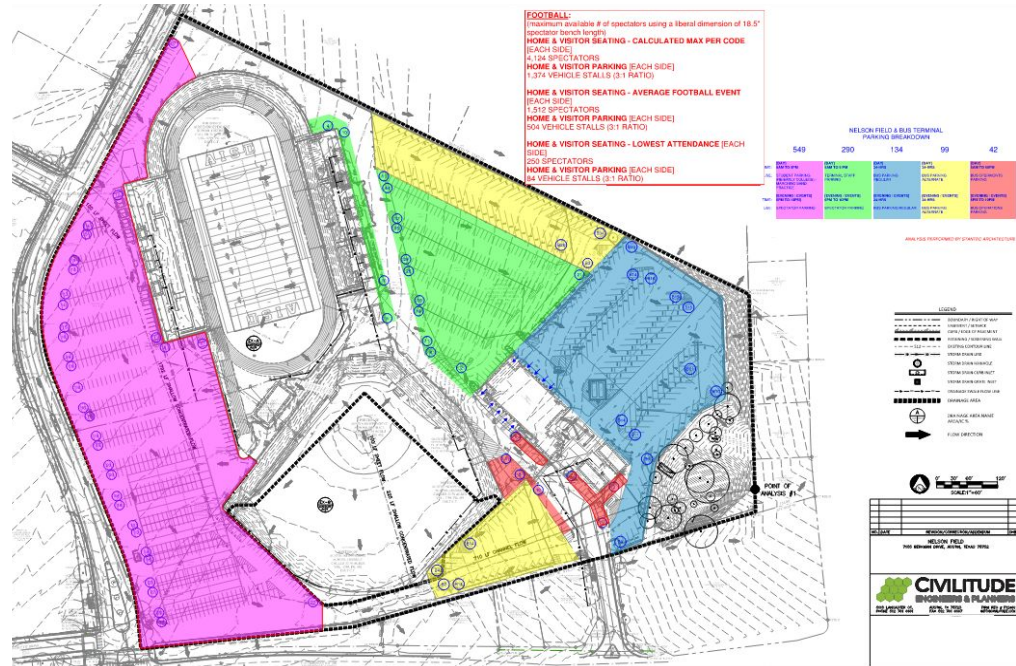
PHASE: DESIGN DEVELOPMENT | PROJECT OPEN: JUN. 2026 | SWING: N/A | ON BUDGET: N

Nelson Parking Update

- A/E team has started analysis of Nelson parking.
- Nelson Bus design CATs will aid further coordination and prompt solutions.

Parking Analysis

- Avg. Home & Visitor Spectators - 3,024
- Required Parking Stalls - 1,008
- Current Home Stalls - 549



◆ Oak Springs Elementary

Full Modernization | Prop. A



Scan the QR code to see the campus project page

[Project Fact Sheet](#)

PHASE: Construction Documents | SCHOOL OPEN: JAN. 2027 | SWING: IN-PLACE | ON BUDGET: N

Project Highlights

- Joint Use Park area will be rededicated after construction is completed
- Building & Site were redesigned during Schematic Design to preserve 39" Pecan Tree on the property
- The Team is evaluating options to reduce project costs without compromising Ed Spec requirements.



**Conceptual renderings. Final design may vary.*



UP NEXT:

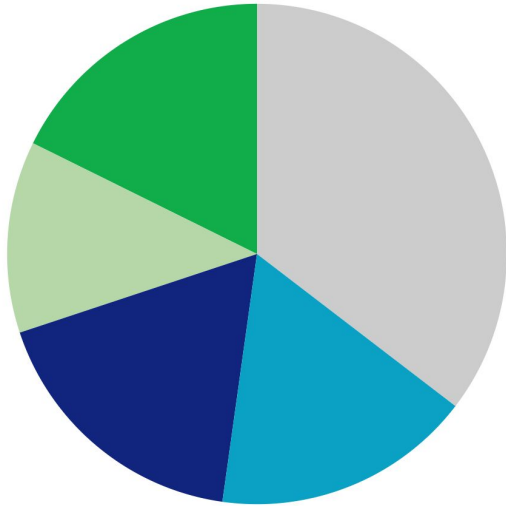


**BOND
PROGRAM**
AUSTIN ISD 2022

2022 BOND TARGETED PROJECTS

2022 Targeted Projects

Prop A.



■ Remaining projects in queue (40)

■ Pre-Design (19)

■ Design (20)

■ Bidding (14)

■ Construction (20)

Targeted Descriptions

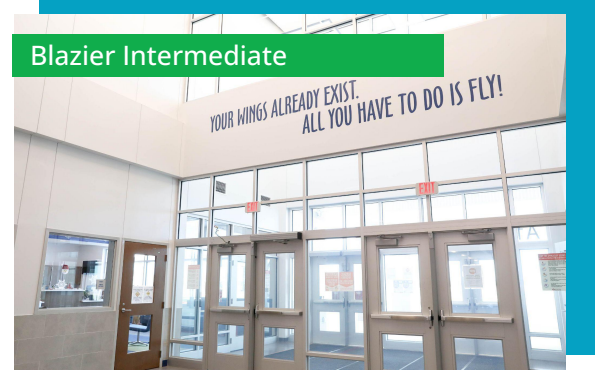
- HVAC
- Building Repairs
- Safety & Security
- Roofing
- Artificial Turf Projects

Approximate number of targeted projects = ~113*
**Projects are bundled*

Secure Entry Vestibules

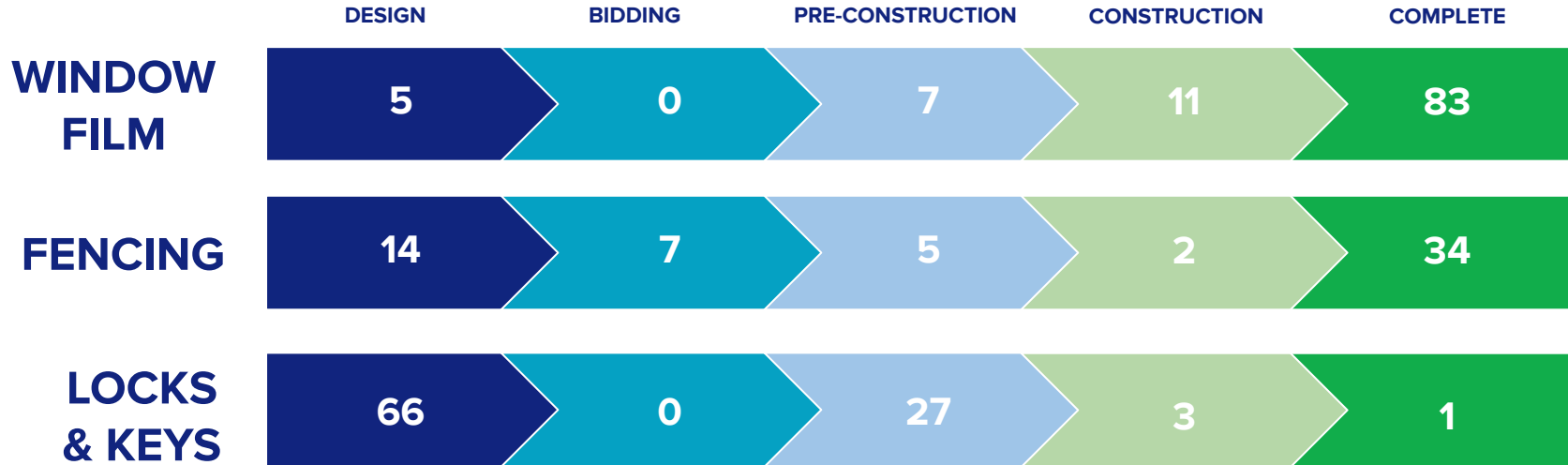
Prop A.

Construction on the first 28 projects is complete or nearly complete and the remaining 36 projects will take place in Summer 2025.

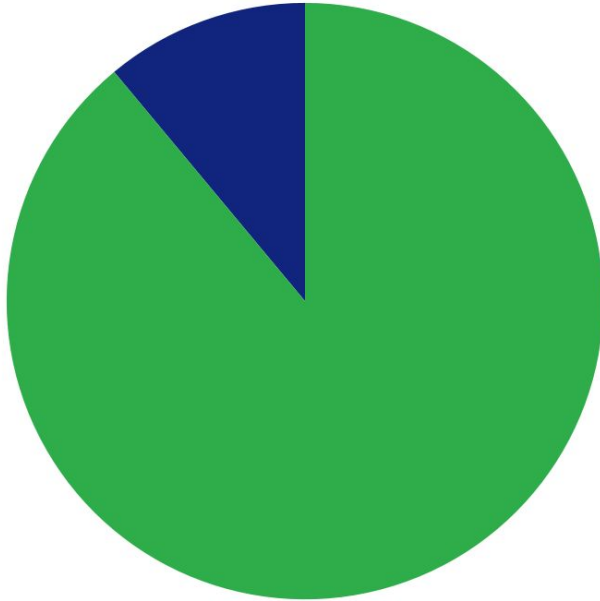


Additional Safety Projects

Prop A.



2017 Bond Projects



■ 2017 Bond Projects Completed (153)

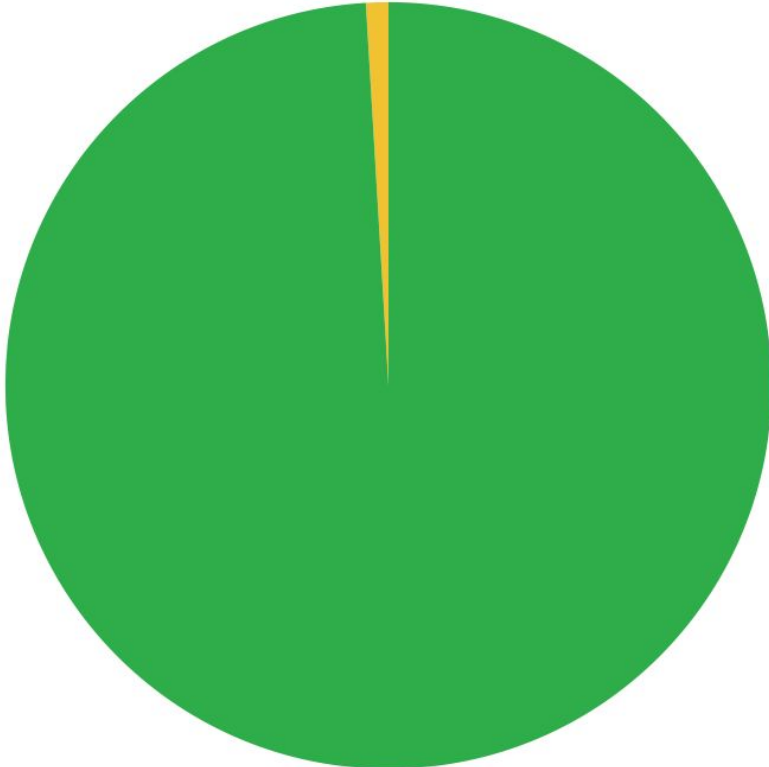
■ 2017 Bond Projects Underway (11)

- Critical repairs (HVAC, electrical, plumbing, roofing, etc.) at various campuses
- House Park
- Life Safety projects at various campuses
- Demolish Pleasant Hill Annex

*Please See File: [2017 Bond Projects](#)

2013 Bond Projects

- 2013 Bond Projects Completed (420)
- 2013 Bond Book Projects Underway (0)
- Interest Earned Funds & Surplus Projects (0)



*Please see file: [2013 Bond Projects](#)

UP NEXT:



**BOND
PROGRAM**
AUSTIN ISD 2022

CBOC Committee Operations

Committee Operations

- Annual Report Approval
- Letter to the Board Approval
- Committee Operations Discussion
- Future Items for Discussion



Harris Elementary School Community Meeting

ADJOURN



THANK YOU!



**BOND
PROGRAM**
AUSTIN ISD 2022

GLOSSARY OF TERMS