

Agenda



AGENDA

AGENDA ITEM	Presenter	START	DURATION
Call to Order	Co-Chairs	6:00 p.m.	5 min
Public Comment (2 mins per comment, max 10 mins)	Jada Simpson	6:05 p.m.	5 min
Approval of Minutes: December 10 , 2024	Co-Chairs	6:10 p.m.	5 min
Communications - No January Presentation	Katy Fitzgerald	N/A	0 min
Finance - No January Presentation <ul style="list-style-type: none"> • 2013 Financials • 2017 Financials • 2022 Financials 	Andre Andrews	N/A	0 min
Economic Opportunity Office	Dinita Caldwell	6:15 p.m.	10 min
CMD 2022 Projects <ul style="list-style-type: none"> • Safety Update 	Michael Mann & Travis Neuman	6:25 p.m.	15 min
CMD 2022 Targeted Projects - No January Presentation	CMD Staff	N/A	0 min
CMD Previous Bond Projects updates (2013 & 2017) - No January Presentation	CMD Staff	N/A	0 min
CBOC Committee Operations <ul style="list-style-type: none"> • Annual Report Review • Committee Operations Discussion 	Co-Chairs	6:40 p.m.	75 min
Future Items for Discussion	Co-Chairs	7:55 p.m.	5 min
Adjourn	Co-Chairs	8:00 p.m.	---

Public Comment

All regular and plenary meetings of AISD advisory bodies are open to the public.

Members of the public may join CBOC meetings in-person and provide comments during the meeting or directly to the shared CBOC inbox before the meeting begins.

Email Address: cbocinternalinfo@austinisd.org

Five minutes of Public Comment may be read (maximum of 10 mins depending on sign-ups, no more than 2 mins per comment).



Approval of Minutes

UP NEXT:

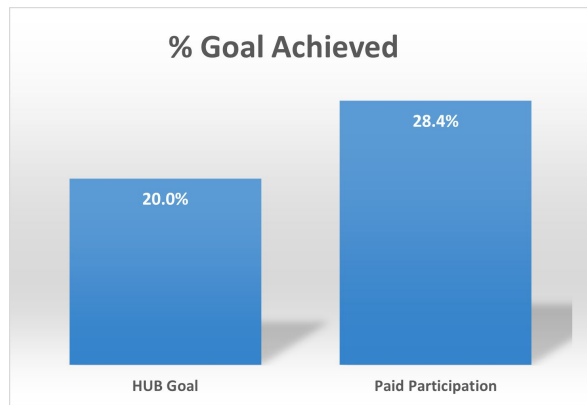


ECONOMIC OPPORTUNITY OFFICE

2022 BOND PROGRAM - Architecture / Engineering: Through December 2024

Category	Contracted Amount (\$)	HUB % Contracted	Paid Amount (\$)	Paid Progress	Paid Participation	HUB Goal (20%)
African American	9,592,383.58	8.80%	3,281,948.99	34.20%	9.4%	3.0%
Asian/Native American	7,563,971.55	6.90%	3,544,972.48	98.20%	10.2%	4.5%
Hispanic	12,140,986.48	11.10%	2,497,928.66	20.60%	7.2%	4.7%
Women-Owned	2,550,923.70	2.30%	558,664.33	21.90%	1.6%	7.8%
HUB Total	31,848,265.31	29.10%	9,883,514.46	31.03%	28.4%	20.0%
Non-HUB	77,258,300.26	70.80%	24,955,695.21	32.30%		
Total	109,106,565.57		34,839,209.67	31.93%		

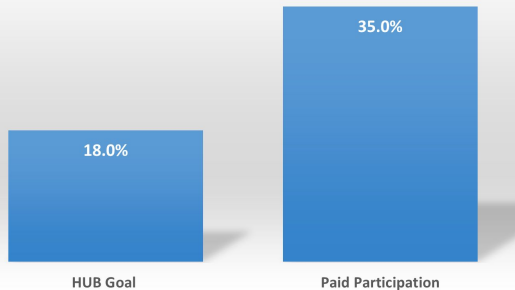
Note: Adjusted HUB goals are derived from the 2022 Disparity Study.



2022 BOND PROGRAM - Construction: Through December 2024

Category	Contracted Amount (\$)	HUB % Contracted	Paid Amount (\$)	Paid Progress	Paid Participation	HUB Goal (18%)
African American	1,982,197.00	3.40%	1,571,597.75	79.30%	4.5%	3.5%
Asian/Native American	3,748,948.12	6.50%	2,394,159.47	63.90%	6.8%	2.0%
Hispanic	5,505,197.52	9.50%	4,152,690.46	75.40%	11.8%	4.7%
Women-Owned	5,557,788.28	9.60%	4,210,443.44	75.80%	11.9%	7.8%
HUB Total	16,794,130.92	29.00%	12,328,891.12	73.41%	35.0%	18.0%
Non-HUB	41,009,048.49	70.90%	22,936,649.77	55.90%		
Total	57,803,179.41		35,265,540.89	61.01%		

% Goal Achieved



Note: Adjusted HUB goals are derived from the 2022 Disparity Study.

Economic Opportunity Office Outreach

December 2024 Highlights

- Exhibitor at the Bexar County Small, Minority, Women and Veteran Business Owners Annual Conference with 12 direct construction business contacts made.
- Attended the Greater Austin Hispanic Chamber of Commerce end-of-year networking event.
- Supported the Pathways in Technology (P-TECH) construction level 1 certification celebration at Crockett Early College High School.



Economic Opportunity Office Outreach



December

Year-to-Date

6

56

Total Outreach Events – HUB business expos hosted by external organizations, EOO organized HUB events, pre-bid meetings, and CAT meetings.

98

449

Business Development Contacts – Business and community stakeholder contacts made at business outreach events that lead to bidding opportunities for HUBs or that are directed to other internal departments for consideration.

9

36

HUB Vendor Technical Assistance – Business and industry organization meetings to include contractor associations and certification entities to facilitate future HUB forums, capacity building, and capability statement reviews.

December 2024 Comment Cards

Comment #1: Do we prioritize local vendors?

While we don't exclusively prioritize local vendors, we do consider local vendors, when possible, especially when they offer competitive pricing and quality. Given the volume of construction projects underway across many entities, availability of construction trade businesses to bid the work has posed a challenge. This has caused EOO to expand outreach efforts beyond the Austin area. Our primary focus is getting the best value for the district, whether that comes from local vendors or others. We ensure that all vendors, regardless of location, meet our standards for quality, cost-effectiveness, and service.

Comment #2: How many staff/Payroll are paid with Bond dollars?

As of November 30, 2024 166.76 FTEs are paid with bond dollars (PropA 134.27 & PropB 32.49).

UP NEXT:



***2022 BOND PROJECTS
Safety Update***

Safety Update

Safety Protocols & Prioritization

- **Project Risk Assessment:** Type of Project, Project Duration, Seasonal Considerations, Contractor Safety Support.
- **Ongoing Safety Management:** Pre-Bid Meetings, Bid Reviews, Pre-Construction Meetings, Initial Site Visits, Regular Safety Inspections, Weekly Project Meetings.

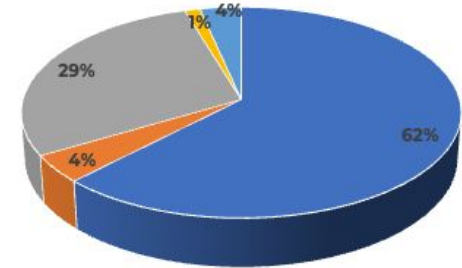
Reported Injuries

- During the last 13 months, there has been one (1) incident reported, which was a small cut from abatement work* for the 2022 Bond Project.

Funding Sources

% of Projects, DEC 2023 - DEC 2024

- 2022 Bond (645)
- 2013 Bond (643)
- 2017 Bond (644)
- Grant
- Multiple Sources



*Note: Abatement work is conducted in a contained area before Safety Consultant site visit kickoff.

Hazard Illustration

Hazard

- Potential hazards for staff, students, the general public, and contractors.

Corrective Action

- Contractor was informed to close off fencing and maintain a secured perimeter around the work site.
- On-site superintendent for the general contractor (GC) was informed that this trench needed correct shoring/cave-in protection to be in place to protect the workers inside the trench.



Safety Recap

Items CBOC should share with AISD Board

- **Partnership Success:** The success of our Loss Control Safety Program is a direct result of the collaboration between AISD Executive Officers, Project Managers, Field Inspectors, and Safety Consultants. By working together, we've created an environment where safety is a priority across all levels of the district.
- **One Reported Incident:** Over the past 13 months, we have achieved an incredible milestone: one (1) reported incident or accident for the 2022 Bond Project. This achievement highlights the effectiveness of our safety protocols and the dedication of everyone involved in the process.

UP NEXT:



**BOND
PROGRAM**
AUSTIN ISD 2022

CBOC Committee Operations

Committee Operations

- CBOC Annual Report Review
- Committee Operations Discussion
- Future Items for Discussion



McCallum High School Community Meeting

ADJOURN



THANK YOU!



BOND
PROGRAM
AUSTIN ISD 2022

GLOSSARY OF TERMS