PLAY THIS
GAME NEXT!

Appendix D

FCA & ESA Overview and Sample Reports

MEMO

Date May 11, 2016

To AISD FABPAC

From Matias Segura, Project Manager, AECOM

Subject Facilities Condition and Educational Suitability Assessments

The objective of the facilities condition and educational suitability assessment program is to gather data about each facility to support the district's capital planning efforts. This will be done with by utilizing existing information about district facilities, seeking input from principals, building operators, maintenance staff and CAC representatives, and sending teams of facilities and educational specialists to each facility, to visually inspect and document conditions. AECOM was selected to execute the program. AECOM is a global infrastructure company with extensive experience in facility condition assessments having completed over 3 Billion sq-ft for various cities, school districts and public agencies. Locally we employ approximately 800 staff including engineers, architects, and scientists.

AECOM has developed two surveys that will be used to collect site specific information to inform both the condition and educational suitability assessments. One survey will be given to principals, department heads, and CAC representatives, which contains questions concerning the physical condition as well the education goals and suitability of the facility. The second survey will be given to building operators and technicians, and contains detailed questions about the physical condition of the building. Together this information will help the assessment teams efficiently gather the correct data for the district.

Facility Condition Assessment

Beginning after school lets out for the summer, multiple assessment teams will begin data collection in the 130 AISD facilities. In order to more efficiently collection data on the facilities, they will be handled in two tiers.

Tier 2 includes 96 facilities that are generally older facilities with less known about their condition. These facility condition assessments will be conducted using an onsite method, with teams covering approximately 50,000 SF/day. School staff including principals, facility staff, and CAC representatives will be able to meet the assessment team onsite to provide input in person.

Tier 1 includes 34 facilities that were either constructed in the last 15-years, have substantial recent additions, or have a condition that is currently well-understood. In an effort to reduce cost, these assessments will be conducted using a desktop method and an onsite facilities condition meeting with AISD staff including principals, school staff, and a CAC representative.

Educational Suitability Assessment

The educational suitability assessment of all facilities will be conducted using the same method for all 130 facilities. The educational suitability assessment team will review the survey data collected prior to the onsite assessment for each facility. While at the facility, the educational suitability team will collect quantitative data points to support analysis and the development of improvements. Principals, department heads as appropriate, and a CAC representative will meet with assessment teams onsite to provide input to the assessments.

Pilot Assessments

The first step in performing the facilities condition and educational suitability assessments is to conduct a series of pilot assessments on AISD schools. The schools chosen for the pilot assessments by AISD staff are the following; Austin High School, Travis High School, Mendez Middle School, Govalle Elementary School, and Winn Elementary School. These pilot assessments will be conducted the week of May 16, 2016. The goal of the pilot program is to allow ASID staff to experience the process and provide input. Surveys will be sent to principals and staff, and CAC representatives prior to the onsite assessments. AISD staff is invited to participate in the onsite assessment, and will review collected data. This allows for AISD staff to provide feedback so the AECOM team can adjust the process to best meet the district's needs.

The onsite portion of the assessments will be completed in mid-August, prior to students returning for the fall. The data collected will be analyzed to identify deficiencies, produce cost estimates, and prioritize improvements. AECOM will deliver to AISD, facility condition and educational indexes, assessment reports, and a comprehensive database of all facilities.

I look forward to working with you on this exciting effort.

Respectfully,

Matias Segura III, PE, MBA, CFM
Senior Project Manager | Advisor
Infrastructure | Alternative Delivery
matias.segura@aecom.com

AUSTIN Independent School District

FCA 160100
Facilities Condition and Educational Suitability Assessments

AECOM

Program Team

Matias Segura, PE, MBA
AECOM
Program Manager

Angela Whitaker-Williams, AIA, LEED AP
Perkins + Will
Educational Suitability Manager

Project Approach

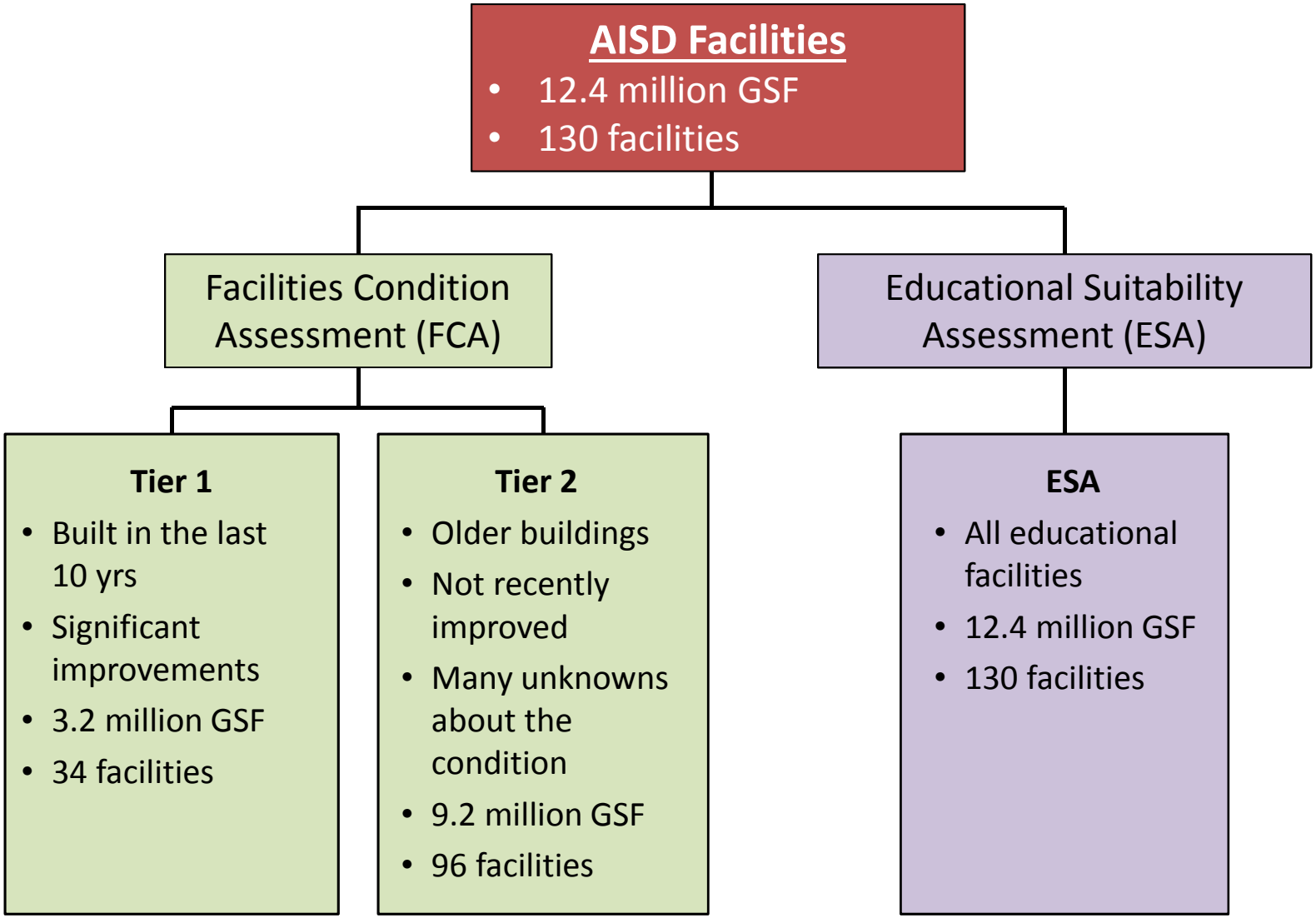

See Appendix B of The Engagement Plan for Facility Schedules

Facilities Condition Assessment Process

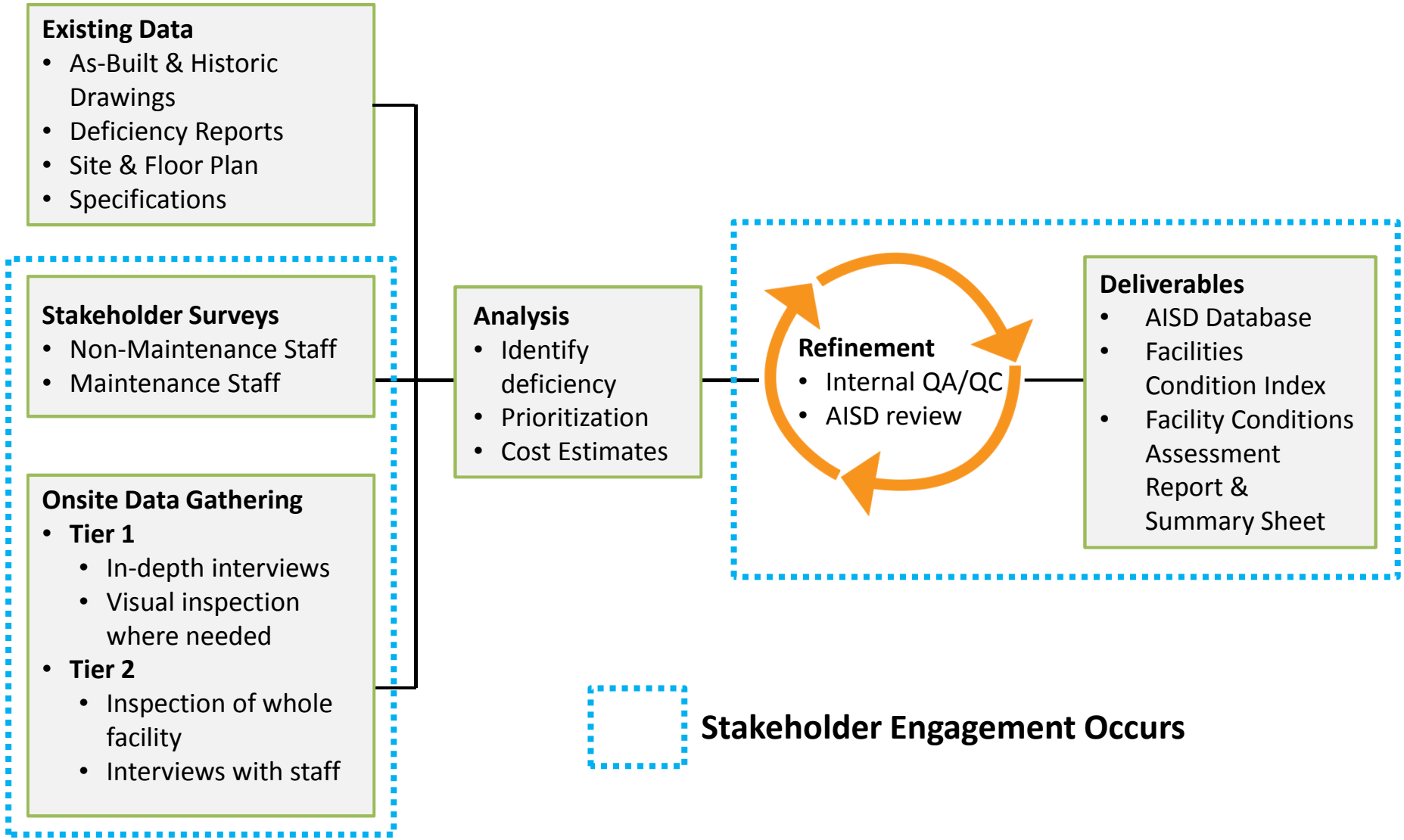

Educational Suitability Assessment Process

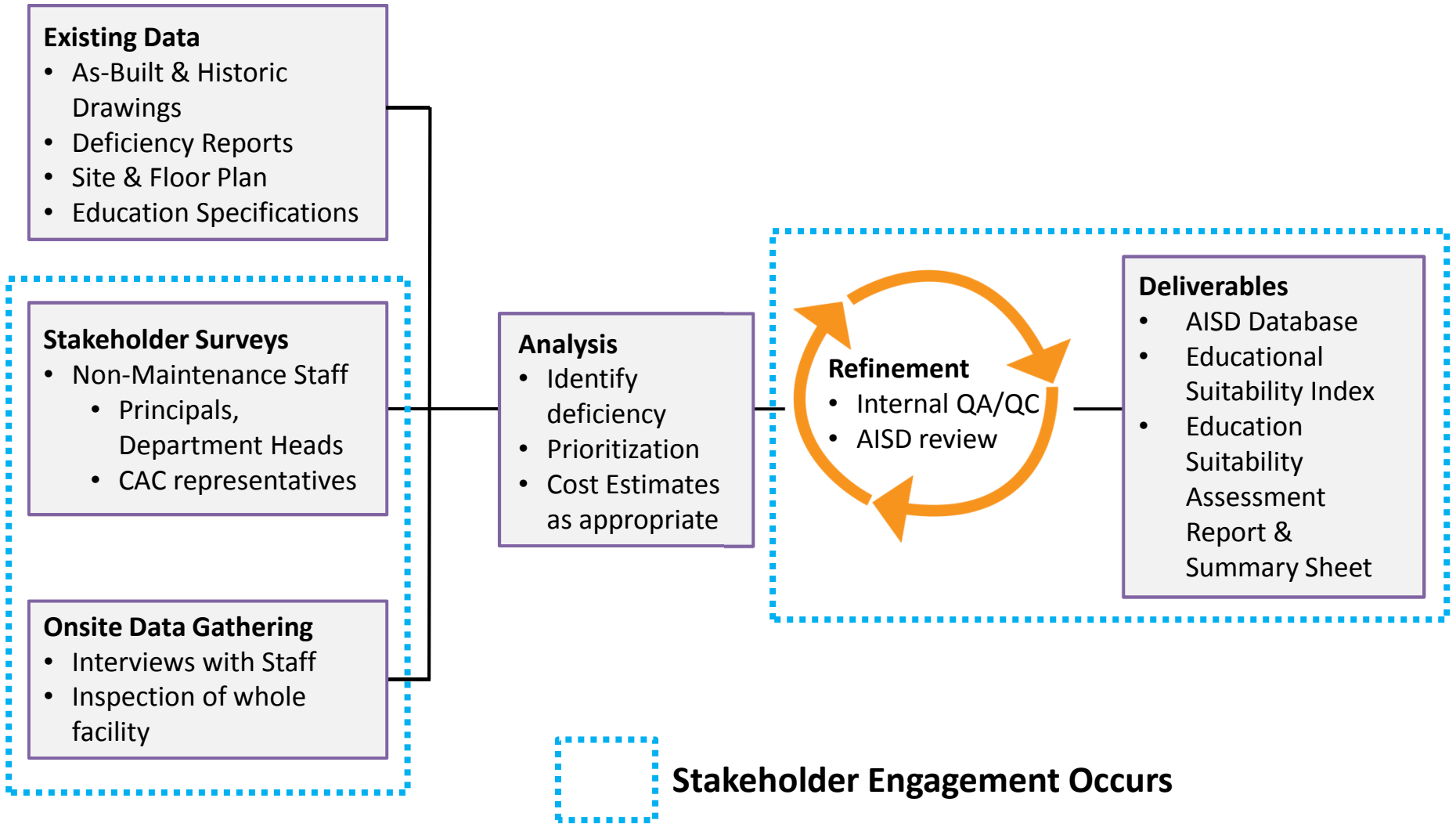

FCA Stakeholder Engagement

5 Points of Engagement

- Introductory Communication
- Facility Condition Survey
  - Principals/Directors
  - Building Operators
  - Custodians
  - Maintenance Technicians
- Onsite Assessments and Interviews
  - Tier 1 and Tier 2
- Refinement
  - Follow Up as Required
  - AISD Review and Preliminary Approval
- Stakeholder Follow Up
  - Make deliverables available
  - FCA workshops with facility staff

6

ESA Stakeholder Engagement

5 Points of Engagement

- Introductory Communication
- Educational Suitability Survey
  - Principals/Directors
  - Department Heads
  - CAC Representatives
- Onsite Assessments and Interviews
  - All educational facilities
- Refinement
  - Follow Up as Required
  - AISD Review and Preliminary Approval
- Stakeholder Follow Up
  - Make deliverables available
  - ESA workshops with facility staff and CACs

Pilot Assessments

- Both FCA and ESA
- Verify program meets AISD needs
  - Calibrating scores
- 5 Schools
  - Austin and Travis High Schools
  - Mendez Middle School
  - Govalle and Winn Elementary Schools
- 4 days beginning 5/17/16
- 3 AECOM Assessment Teams
- AISD data collection approval

Data Collection Milestone Schedule

- Introduction Email – 5/9/16
- Pilot Surveys Sent – 5/11/16
- Pilot Assessments Start – 5/17/16
- Approve Data Collection – 6/1/16
- Start Assessments – 6/6/16
- Finish Assessments – 8/12/16

AUSTIN Independent School District

Facility Condition and Educational Suitability Assessments
Frequently Asked Questions

Facility Condition Assessment (FCA)

- **What is an FCA and how is it conducted?**

  The FCA is a process used to help understand the condition of a facility and determine elements at that facility that do not function as intended. The FCA process begins with collecting data through surveys, plan sets, maintenance logs, etc. Once preliminary data is gathered, an interview is conducted at each school with the principal, maintenance and operation staff, and other staff and community members. Next, a team of architects and engineers of various disciplines perform an onsite evaluation at the facility. This data is then analyzed and results are recorded in a report.

- **What are the Facility Condition Score and Facility Condition Index?**

  The FCA score is equal to 100 minus the Facility Condition Index (FCI). An excellent facility will have a high FCA score and a poor facility will have a low FCA score.

  FCI is equal to the cost to maintain, repair and replace deficiencies a facility needs divided by the current replacement value of the facility. An excellent facility will have a low FCI and a poor facility will have a high FCI.

- **Are portables considered a part of this assessment?**

  Portables have not yet been assessed, but will be in a separate effort. Since portables are not intended to be permanent structures, they cannot be paid for with bond money. They are, however, very important to the facility planning process, and will be considered during the Facility Master Plan.

Educational Suitability Assessment (ESA)

- **What is an Educational Suitability Assessment?**

  An educational suitability assessment is a districtwide view of how well each campus supports current teaching and learning methods. The assessment includes interviews with leadership at each campus, digital surveys of faculty, parents and students, community input from the Campus Advisory Committee, and an onsite evaluation by a team experienced in best school facility practices.

- **How is an Educational Suitability Assessment scored?**

  The overall framework of the educational suitability questions includes basic school functionality issues (i.e. safety and technology) as well as an evaluation of learning spaces relative to AISD's educational specification. The scoring looks at each campus thru the same lens in a variety of categories and ranks each school on a scale of one to five for each question. The scores are then weighted for more and less critical issues and totaled as a percentage score. The schools are not ranked against each other; they are purely scored on the data of how they perform relative to the questions.

PERKINS+WILL AECOM

AUSTIN Independent School District

Facility Condition and Educational Suitability Assessments
Frequently Asked Questions

- **If my school scores low in the educational suitability, will my student perform poorly?**

  Student performance is not considered as a factor in the educational suitability assessment. The assessment is focused on how well the facility can support the academic programs.

How will the FCA and ESA data be used?

The FCA, ESA and Space Adequacy data are the three key facility-based data analysis components used by the district's planning consultant, Brailsford & Dunlavey. These three data sets, along with community input, Guiding Principles, and planning strategies will support the Facility Master Plan update and short- and long-term bond project recommendations.

What is a Facility Master Plan?

The Facility Master Plan (FMP) guides district decision making about the use of its buildings. The FMP:

- outlines the current status and future use of district facilities;
- guides the development of future capital improvements; and
- supports planning for future bond elections.

The FMP is a living document and is reviewed periodically. The district hopes to use the current update to guide modernization of AISD schools and other buildings, many of which are over 50 years old.

How can the community be involved in updating the Facility Master Plan?

There are many ways to get involved! Regional meetings will begin again in October and continue throughout the 2016-2017 school year. Because many people want to stay informed but may not be able to attend meetings, the district will offer digital opportunities (Twitter, Town Halls, emails, and web announcements) to keep you informed. Finally, district staff and members of the Facilities and Bond Planning Advisory Committee (FABPAC) hope to work with community groups and schools to both keep you informed and gather feedback as we update the plan.

Who are the FABPAC and what is their role?

The FABPAC is a Board of Trustees-appointed committee made up of 18 community members, many of whom are parents or involved in their school communities. Their role is to advise the Board of Trustees and the Superintendent on updating the Facility Master Plan and develop recommendations for bond proposals.

When will AISD's next bond election take place?

The earliest opportunity for an AISD bond election is May 2017. The Board of Trustees has not yet taken any action on calling an election date.

Educational Suitability Survey

INTRODUCTION

As part of the long range planning initiative, Austin ISD is assessing campuses to assess each campus for both Facility Conditions and Educational Suitability. The results of both the Facility Condition and the Educational Suitability Assessment will provide information and objective rankings of all campuses to help establish improvement priorities that are structured to improve both facilities and learning.

1. The Facility Conditions Assessment will study the building systems and infrastructure conditions of systems such as air conditioning, structure, roofing, power, and finishes to determine the needs for capital improvements.
2. The Educational Suitability Assessment will study the physically preparedness of each campus to support teaching and learning. The onsite Educational Suitability Assessments will look at such items as acoustics, safety, lighting levels, ergonomics, daylight, and other physical conditions that have a direct impact on learning or educational operations. The success of the Educational Suitability metrics will rely on physical observation of each campus, interviews with campus leadership, and the survey below.

Austin ISD would like to invite you to have a voice in these important decisions so that your thoughts will be in our minds when we visit your campus. We know that you have a great deal of insight to share on ways to Re-Invent Your Urban School. Please take the time to give thoughtful consideration to the questions below.

SURVEY

School or Facility Name (This should be a drop down menu of all the schools (or schools and facilities)
Name _____
Email address_____
Role with Austin ISD (Select all that apply)

a. Administrator
b. Teacher
c. Staff
d. Parent
e. Student
f. Community member
g. Other _____

GENERAL

1. What spaces in your school would you like to keep the same? _____

2. Rank the educational suitability of the following spaces at your school. (1 = Very Unsatisfied, 2 = Unsatisfied, 3=Neutral, 4= Satisfied, 5 = Very Satisfied, or N/A if not applicable)
   a. Library/Media Center
   b. Gym
   c. Cafeteria
   d. Classrooms
   e. Science rooms
   f. Art rooms
   g. Common spaces
   h. Administrative offices
   i. Counselor offices
   j. Locker Rooms (Middle and High School only)

AUSTIN Independent School District

Educational Suitability Survey

   k. Career and Tech Labs (High School only)
   l. Career Center (High School only)
   m. Athletic Fields
   n. Playgrounds (Elementary School only)
   o. Other_____
3. What are the most needed types of new spaces in your school? (choose all that apply)
   a. Quiet study
   b. Informal student gathering
   c. Small group learning
   d. Assembly
   e. Mentors and Tutoring
   f. Direct Instruction
   g. Hands-on Project Spaces
   h. Storage
   i. Other_____
4. What is the least used space in your building and why? _____
5. Rate your campus spaces and services as compared to other schools in central Texas? (1 = Very Unsatisfied, 2 = Unsatisfied, 3=Neutral, 4= Satisfied, 5 = Very Satisfied, or N/A if not applicable)
6. What programs are missing from your school? _____
7. What programs are exceptional? _____
8. Rate how well the facility inspires learning. (1 = Very Unsatisfied, 2 = Unsatisfied, 3=Neutral, 4= Satisfied, 5 = Very Satisfied, or N/A if not applicable)
9. On a scale of 1-5, please indicate your level of satisfaction with each of the following, in your school: (1 = Very Unsatisfied, 2 = Unsatisfied, 3=Neutral, 4= Satisfied, 5 = Very Satisfied, or N/A if not applicable)
   a. The overall physical condition
   b. The overall building image
   c. The overall ability of the facility to serve the educational purpose
   d. The physical condition of learning space(s).
   e. The design of the learning spaces for the function intended
   f. The physical condition of the public areas (e.g. hallways, stairs, lobby, etc.)
   g. The physical condition of the restrooms
   h. The locations of the restrooms
   i. The physical condition of the grounds (e.g. play structures, play cover, walking/running areas, security of the areas (Elementary Schools)
   j. The security of the outdoor areas
   k. The physical condition of the grounds for sports opportunities
   l. the ability to find your way inside the school
10. How satisfied are you with the current process for submitting work orders? (1 = Very Unsatisfied, 2 = Unsatisfied, 3=Neutral, 4= Satisfied, 5 = Very Satisfied, or N/A if not applicable)
11. How satisfied are you with the timeline for completion of a work order request? (1 = Very Unsatisfied, 2 = Unsatisfied, 3=Neutral, 4= Satisfied, 5 = Very Satisfied, or N/A if not applicable)
12. Are you aware of any ongoing building systems problems within your school? (e.g. the cafeteria is too hot, the restroom sink leaks, etc) If so, please describe._____
13. Are you aware of any accessibility issues within your school, which impede a student's or visitor's access? If so, please describe. _____

AUSTIN Independent School District

Educational Suitability Survey

INSTRUCTION / SUPPORT / TECHNOLOGY

1. For each of the teaching strategies below that you are using or want to use, indicate whether or not your building supports it.? (Answer choices: 1 = I am using or want to use it and my building supports it, 2 = I am using it or want to use it but my building does not support it, 3=N/A, I am not using it and am not interested in using it)
    a. Direct Instruction
    b. Project-based learning
    c. Interdisciplinary instruction
    d. Remote learning
    e. Flipped classrooms
    f. Small group learning
    g. Making
    h. Other_____
2. How satisfied are you with the locations and quantity of administration and counseling offices. (1 = Very Unsatisfied, 2 = Unsatisfied, 3=Neutral, 4= Satisfied, 5 = Very Satisfied, or N/A if not applicable)
3. How satisfied are you with the faculty planning, collaboration, and small meeting room spaces. (1 = Very Unsatisfied, 2 = Unsatisfied, 3=Neutral, 4= Satisfied, 5 = Very Satisfied, or N/A if not applicable)
4. Are there any academic programs that you wish were on your campus but are not accommodated? (High School: Consider career and tech programs as well) _____
5. What technological improvements are missing or needed in your learning spaces?
    a. Laptops
    b. Desktops
    c. Tablets
    d. Bring your own device (phone, tablet, etc) charging stations
    e. Touch screens
    f. Digital display
    g. Other_____
6. Do you support having Student-held devices (phone, tablet, etc)? (1- Bring your own device, B – School provided devices, C – N/A if not applicable)
7. How satisfied are you with the campus bandwidth (capacity) and connectivity to the internet? (1 = Very Unsatisfied, 2 = Unsatisfied, 3=Neutral, 4= Satisfied, 5 = Very Satisfied, or N/A if not applicable)
8. How easily do your classrooms accommodate reconfiguration of the space for different group sizes? (1 = Very Easy, 2 = Easy, 3=Neutral, 4= Difficult, 5 = Very Difficult, or N/A if not applicable)
9. How satisfied are you with the condition of equipment/furniture in your classrooms. (1 = Very Unsatisfied, 2 = Unsatisfied, 3=Neutral, 4= Satisfied, 5 = Very Satisfied, or N/A if not applicable)

SAFETY / ACCESS

1. How satisfied are you with the safety of your campus. (1 = Very Unsafe, 2 = Unsafe, 3=Neutral, 4= Safe, 5 = Very Safe, or N/A if not applicable)
   If you have safety concerns, where and what improvements would you suggest? _____
2. How satisfied are you with the following environmental factors at your school: (1 = Very Unsatisfied, 2 = Unsatisfied, 3=Neutral, 4= Satisfied, 5 = Very Satisfied, or N/A if not applicable)
    a. Artificial Lighting
    b. Natural Lighting

c. Exterior Lighting. Consider the winter months and night functions.
d. Indoor air quality
e. Temperature control

3. Do you have concerns about safe circulation of people walking with cars, buses, and transit riders? (Select areas of concern that apply)
   a. Need for longer cueing of cars on site to reduce neighborhood traffic
   b. Need for separation of bus and cars
   c. Need for more crosswalks
   d. Need for separation of pedestrians and vehicles
   e. Need for better signage
   f. Need for more parking
   g. Need for separation of student drivers from others (high school only)
   h. Other _____
4. How satisfied are you with the adequacy of corridors and common areas for students to move safely and efficiently between classes? (Middle /High) (1 = Very Unsatisfied, 2 = Unsatisfied, 3=Neutral, 4= Satisfied, 5 = Very Satisfied, or N/A if not applicable)
5. Does the configuration of the campus perimeter prevent truancy? (High Schools, Middle Schools) (A-Yes, B-No)
6. Do your playground facilities need or want to have a secure barrier such as a fence? (A-Yes, B-No)
7. Does your campus provide separation between Pre-K/K playground and other Students? (Elementary) (A-Yes, B-No)

COMMUNITY INTEGRATION

1. How satisfied are you with the current school's ability to support community activities (1 = Very Unsatisfied, 2 = Unsatisfied, 3=Neutral, 4= Satisfied, 5 = Very Satisfied, or N/A if not applicable)
2. What could be done with the facility or operations to create greater opportunities for Parent/Community participation? (choose all that apply)
   a. Mentor space
   b. Large lecture hall
   c. Public access to fields and play area
   d. Exterior entry to libraries or cafeterias
   e. Access to computer labs
   f. Other ___
3. Do you feel this campus is a community landmark? (A – Yes, B – No) Please explain._____

Project No. 160100 - FCA
Facility Condition and Suitability Assessment at Various Sites District-Wide
Facilities and Maintenance Staff Survey

Facility Name				
Name, email, and your role within AISD				
What area(s) of the facility do you primarily use? (name, number, floor number, department/area)				
System	**Instructions**	**Are there any known major deficiencies or frequent problems with the system in any of the facilities?**	**Has the system been renovated or upgraded recently (last ten years) in any of the facilities?**	**Is there a planned repair or replacement project in the next 3-5 years?**
HVAC (includes boilers, rooftop units, exhaust fans, etc.)	**Please indicate: Yes, No, or N/A**			
	If yes, please provide building number/name and describe:			
Electrical (includes transformers, panels, lights, etc.)	**Please indicate: Yes, No, N/A**			
	If yes, please provide building number/name and describe:			
Plumbing (includes piping, fixtures, etc.)	**Please indicate: Yes, No, N/A**			
	If yes, please provide building number/name and describe:			
Fire Protection (includes fire suppression, detection, etc.)	**Please indicate: Yes, No, N/A**			
	If yes, please provide building number/name and describe:			
Architectural (includes floors, walls, doors, structure, roof, etc.)	**Please indicate: Yes, No, N/A**			
	If yes, please provide building number/name and describe:			
Miscellaneous (includes any other facility equipment)	**Please indicate: Yes, No, N/A**			
	If yes, please provide building number/name and describe:			

ALLISON ELEMENTARY SCHOOL

2016 Facility Condition Assessment as of July 2016

ALLISON ELEMENTARY SCHOOL



515 Vargas Road
Austin, TX 78741

Building Area: 61,426 Square Feet
Site: 11 Acres
Date of First Construction: 1955

Assessment Timeline

Facility Condition Interview:	07/28/16
Facility Condition Field Visit:	07/25/16

What is a FCA?

The FCA is a process that is used to understand the deficiencies of a facility. It is conducted by a team of architects and engineers of various disciplines. The FCA is performed using existing data, facility staff interviews, facility walk-though assessments, analysis, and cost estimating.

FCA REPORT CARD

Allison Elementary School	44

*This score is not a representation of the school's academic performance and does not reflect any construction or improvements performed after the assessment date. This is a draft score pending AISD feedback.

*The FCA score is equal to 100 minus the Facility Condition Index (FCI). The FCI is equal to the cost to maintain, repair and replace deficiencies of a facility divided by the current replacement value of the facility.

Facility Condition Assessment (FCA)

Rating Scale

E Excellent · G Good · A Average · P Poor · F Fail

	BLDG-101A Main School Building
Mechanical/HVAC	
Mechanical / HVAC	A
Domestic Water Distribution	A
Plumbing Fixtures	A
Elevators & Lifts	N/A
Electrical	
Electrical Distribution	A
Lighting	A
Communications & Security	G
Fire Alarm	G
Fire Protection / Suppression	A
Exterior Architecture	
Exterior Doors	A
Exterior Walls	A
Exterior Windows	P
Exterior Stairs	N/A
Roofing	A
Interior Architecture	
Interior Ceiling Finishes	A
Interior Doors	A
Interior Floor Finishes	A
Interior Walls	A
Interior Wall Finishes	A
Interior Stairs	N/A

Site / Civil	
Roadways	G
Parking Lots	G
Pedestrian Paving (Sidewalks)	G
Site Development	A
Landscaping	A
Play Fields	G

Crawl Space	
Drainage Below Building	N/A
Access / Ventilation	N/A
Foundation	N/A
Exposed Pipes	N/A
Exposed Ductwork	N/A


Electrical Distribution
Aged & Out of Date

Exterior Windows
Severe Glass Damage

Fire Protection
Out of Date & Non-functioning


Mechanical / HVAC
Damaged & Corroded Air Vent

Interior Floor
Damged & Aged


Lighting
Damaged Fixture

Mechanical / HVAC
Aged & Damaged

Roofing
Uneven with Gaps in Panels


Communication & Security
Electrical Wire Hazard

Site Plan

AECOM

Rev. 11/23/2016

AUSTIN Independent School District

2016 Facility Condition Assessment and Educational Suitability Assessment

ALLISON ELEMENTARY SCHOOL

ALLISON ELEMENTARY SCHOOL

Facility Site
515 Vargas Road
Austin, TX 78741

Building Area: 61,426 Square Feet
Site: 11 Acres
Date of First Construction: 1955

Assessment Timeline

Facility Condition Interview:	07/28/16
Facility Condition Field Visit:	07/25/16
Educational Suitability Interview:	07/28/16
Educational Suitability Field Visit:	07/11/16

Facility Summary

Allison Elementary School was first established in 1955, and consists of one permanent campus building. The Main School Building (BLDG-101A) includes administration offices, classrooms, cafeteria, and gymnasium. There are exterior covered walkways to access two of the classroom wings. There was an addition in 1975 that added the classrooms on the west side of the 100-wing.

Facility Condition Assessment (FCA)

The FCA is a process that is used to understand the deficiencies of a facility. It is conducted by a team of architects and engineers of various disciplines. The FCA is performed using existing data, facility staff interviews, facility walk-though assessments, analysis, and cost estimating.

FCA REPORT CARD	
Allison Elementary School	44

*The FCA score is equal to 100 minus the Facility Condition Index (FCI). The FCI is equal to the cost to maintain, repair and replace deficiencies of a facility divided by the current replacement value of the facility.

Educational Suitability Assessment (ESA)

The ESA measures the degree to which the facility supports teaching and learning considering the exterior and site, academic spaces, support spaces, future-ready spaces, library and media center, security, technology, storage, fixtures, furniture and equipment, environmental quality, and controllability of lighting and HVAC systems.

ESA REPORT CARD	
Allison Elementary School	50

*The FCA and ESA scores are not a representation of the school's academic performance and does not reflect any construction or improvements performed after the assessment date.
*These are draft scores pending AISD feedback.

Links to Online Surveys:

AISD Educational Suitability Survey - https://www.surveymonkey.com/r/AISD_Educational_Suitability_Survey

AISD Cuestionario para la Condicion de Instalacion y Conveniencia Educativa - https://www.survekymonkey.com/r/AISD_Educational_Suitability_Espanol

AUSTIN Independent School District

2016 Facility Condition Assessment and Educational Suitability Assessment

ALLISON ELEMENTARY SCHOOL

Rev. 11/22/2016

Facility Condition Assessment

Rating Scale: E Excellent; G Good; A Average; P Poor; F Fail

	BLDG-101A Main School Building
Mechanical / HVAC	
Mechanical / HVAC	A
Domestic Water Distribution	A
Plumbing Fixtures	A
Elevators & Lifts	N/A
Electrical	
Electrical Distribution	A
Lighting	A
Communications & Security	G
Fire Alarm	G
Fire Protection / Suppression	A
Exterior Architecture	
Exterior Doors	A
Exterior Walls	A
Exterior Windows	P
Exterior Stairs	N/A
Roofing	A
Interior Architecture	
Interior Ceiling Finishes	A
Interior Doors	A
Interior Floor Finishes	A
Interior Walls	A
Interior Wall Finishes	A
Interior Stairs	N/A

Site / Civil	
Roadways	G
Parking Lots	G
Pedestrian Paving (Sidewalks)	G
Site Development	A
Landscaping	A
Play Fields	G

Crawl Space	
Drainage Below Building	N/A
Access / Ventilation	N/A
Foundation	N/A
Exposed Pipes	N/A
Exposed Ductwork	N/A

Education Suitability Assessment

Rating Scale

- **Excellent** 81-100
- **Good** 66-80
- **Average** 51-65
- **Unsatisfactory** 36-50
- **Very Unsatisfactory** 20-35

Assessment Area	Score
Exterior	46
General Building	57
General Academic & Elective Spaces	52
Future Ready Student Development	48
Library / Media Center	69
Security	37
Technology	40
Storage	33
Furniture, Fixtures & Equipment	55
Environmental Quality (Lighting, Odors, Pests)	44
Controllability of Systems (Lights, Temps, Blinds)	52

PERKINS+WILL

AECOM

AUSTIN
Independent School District

ALLISON ELEMENTARY SCHOOL

Educational Suitability Assessment as of July 2016

ALLISON ELEMENTARY SCHOOL



515 Vargas Road
Austin, TX 78741

Building Area: 61,426 Square Feet
Site: 11 Acres
Date of First Construction: 1955

Assessment Timeline

Educational Suitability Interview: 07/28/16

Educational Suitability Field Visit: 07/11/16

What is an ESA?

The ESA measures the degree to which the facility supports teaching and learning considering the exterior and site, academic spaces, support spaces, future-ready spaces, library and media center, security, technology, storage, fixtures, furniture and equipment, environmental quality, and controllability of lighting and HVAC systems.

ESA REPORT CARD

Allison Elementary School	50

*This score is not a representation of the school's academic performance and does not reflect any construction or improvements performed after the assessment date. This is a draft score pending AISD feedback.

Educational Suitability Assessment (ESA)

Assessment Area	Score
Exterior	46
General Building	57
General Academic & Elective Spaces	52
Future Ready Student Development	48
Library / Media Center	69
Security	37
Technology	40
Storage	33
Furniture, Fixtures, & Equipment	55
Environmental Quality (Lighting, Odors, Pests)	44
Controllability of Systems (Lights, Temp, Blinds)	52

Rating Scale

Very Unsatisfactory	Unsatisfactory	Average	Good	Excellent
20-35	36-50	51-65	66-80	81-100

Gates Need to have Panic Hardware for Safety Concerns

Nice Exterior Learning Spaces, but Need Upgraded Furniture

Gym is an Adequate Size with Natural Light

Art Room Needs Technology and Equipment Upgrades

Library is Not Easily Accessible, Needs Technological Upgrades

Classrooms Have Insufficient Storage

Dated, Undersized Restrooms that are Not ADA Accessible

Portable Buildings Outside Range of Intercom System is a Security Issue

PERKINS+WILL

AISD Educational Suitability Survey
https://www.surveymonkey.com/r/AISD_Educational_Suitability_Survey

AISD Cuestionario para la Condicion de Instalacion y Conveniencia Educativa
https://es.surveymonkey.com/r/AISD_Educational_Suitability_Espanol

AECOM

Allison Elementary School Site Summary

Address	515 Vargas Road Austin, TX 78741
Number of Permanent Campus Facilities	1
Original Year of Construction	1955
Total Campus Building Area (combined)	61,426 SF

Introduction

The Allison Elementary School campus is located at 515 Vargas Road in Austin, Texas. Allison Elementary School was established in 1955, and consists of one main permanent campus building. The Main School Building (BLDG-101A) includes administration offices, classrooms, cafeteria, and gymnasium. There are exterior covered walkways to access two of the classroom wings. There was an addition in 1975 that added the classrooms on the west side of the 100-wing.

DRAFT

Meeting Log		Revision Log		
Date	**Meeting**	**Revision**	**Date**	**Summary of Content**
7/28/16	Interview	00	9/2/16	Draft Issue
7/28/16	Assessment	01	1/5/17	Added comments from PM Chris Lewis as indicated on email dated 10/29/16. See pages 3 and 24-25.
9/15/16	Cluster Meeting (Attended)			

Main School Building – BLDG-101A

Building Purpose	Administration, Classrooms, Cafeteria, and Gymnasium
Building Area	61,426 SF
Inspection Date	July 28, 2016
Inspection Conditions	95°F - Partly cloudy
Facility Condition Index	

System Deficiency Overview

The following table provides a summary of the systems and their respective conditions found by each discipline.

System	Subsystem	Condition and Deficiency Overview	System Condition Rating
Exterior	Exterior Walls	The exterior walls are a brick facade and stucco mixture. There is ceramic tile and stucco on the exterior walls at covered walkway locations. The exterior brick and stucco were observed to be in average condition with a few areas that required repair. There were stepped cracks above the windows that had been filled but were also visible on the interior masonry joints in room 107. These are typically due to minor movement of the foundation or shrinkage. The ceramic tile adjacent to the exterior door on the south side of corridor C2 had fallen off. The wood fascia above the kitchen loading area and along the west side of the 100-wing was deteriorated and peeling. The exterior walls of the cooler and freezer were significantly discolored, and paint was peeling due to condensation and moisture issues. The paint was peeling on the metal conduit under the covered walkway in the 200-wing and on the concrete bench at the northwest entrance. The brick was discolored due to organic material on the north side of the kitchen, possibly due to improper roof drainage. There were sandbags and dirt piled against the door on the north end of corridor C5. There were a significant number of mosquitos between the 300- and 400-wings and a number of wasps nests under the covered walkways.	Average

DRAFT

System	Subsystem	Condition and Deficiency Overview	System Condition Rating
	Exterior Windows	The exterior windows are single-pane aluminum-framed windows. The windows in areas with stucco on the exterior have a black anodized frame finish. The windows in the gymnasium and half of the windows in the administration area had been replaced. The exterior windows were observed to be in poor condition, as approximately 75% of the windows needed replacement due to cracked glazing and deteriorated seals. The clerestory windows along corridor C2 and along the 200- and 300-wings' covered walkways appeared to be original, were aged, and had deteriorated seals. Window glazing was cracked in the administration offices, art room, and lounge.	Poor
	Exterior Doors	The exterior doors are painted metal with painted metal frames. The majority of doors have half vision lites. There are painted metal-framed transom windows above the exterior doors in the 100-, 200-, and 300-wings. The exterior doors were observed to be in average condition due to age and paint deterioration at highly used locations, such as the main entrance, STO100 and ELEC400.	Average
Roofing	The roof covering is modified bitumen with a prefinished formed metal walkway cover on the west side entrance and a galvanized metal walkway cover along the west side of the building. The roof covering appears to have been replaced within the last ten years on areas A-02, -03, 05, -06, -08, -09, -10, -12, and -14, shown on the roof plan. The roof covering appeared to be in average condition. Two-thirds of the roof covering had not been replaced recently, and the newer areas A-09 and A-10 had bubbling in the membrane. These areas corresponded with rooms 204, 205, and 206, which had evidence of roof leaks on the interior ceiling tiles and wall finishes. Facility staff reported frequent leaks as well. There were a few hardened bubbles on A-08. Areas of A-16 have had previous repairs, and the pipe supports did not sit flush on the roof. There was a small area of ponding at the northwest corner of the art room. Facility staff reported leaking between the building and kitchen cooler/freezer. The wood fascia along the west side of the 100-wing was rotting and peeling. PM Chris Lewis reported that there are roof leaks in the 300-wing.		Average
Interior Construction	Interior Walls	The interior walls are glazed masonry tile, brick, and gypsum board on metal studs. The interior walls were observed to be in average condition due to age and areas of cracking. There appeared to be a pest issue in the northeast corner of room 402 that was being addressed and which might affect additional non-visible areas. Additional work was	Average

DRAFT

System	Subsystem	Condition and Deficiency Overview	System Condition Rating
		required to repair and finish the wall. There were cracks in the drywall above the doors in the 400-wing corridor due to possible foundation movement. There was also a crack above the door to the CAFEMECH room. The top of the masonry wall in 203COM was damaged.	
	Interior Doors	The interior doors consist of painted metal frames and a mixture of wood veneer and painted wood doors. There is an addition to the 100-wing estimated to have been built in 1975. The east classrooms have metal frame doors that appear to originally had been exterior doors until the addition enclosed the corridor. These doors have painted metal frames with vision lites and transom windows above. The west classrooms have painted metal frames and wood veneer doors. The interior doors were observed to be in average condition due to peeling paint and wear and tear on the wood veneer. The doors on the west side of the 100-wing have acrylic vision panels that were scuffed, and the veneer needed to be refinished.	Average
	Interior Specialties	System not present.	N/A
Stairs	Exterior Stairs	System not present.	N/A
	Interior Stairs	System not present.	N/A
Interior Finishes	Interior Wall Finishes	The interior wall finishes consist of paint, ceramic tile, exposed brick and exposed glazed masonry tile. There is wood veneer on walls and casework between classrooms and painted plaster on the masonry exterior walls. The 400-wing has wood paneling wainscoting in the corridors and full-height wood paneling around restrooms. There is also wood paneling on the walls around the stage. There are vinyl movable partitions in rooms 107 through 110 and LIBOFC2. There are painted acoustical panels in corridor C2. The grouped restrooms TOILETFGRRLIB and TOILETMBRRLIB have had a partial remodel within the past five years with new ceramic tile. The interior wall finishes were observed to be in average condition. Paint was peeling on the acoustical panels and on the electrical conduit in corridor C2. The wood paneling in the 400-wing surrounding the classroom restrooms was deteriorating due to age and moisture damage. There was peeling paint above the sink in room 206 and above the toilet in 202RR, likely due to a roof leak that had damaged the wood paneling as well. There was a patched area of drywall and wood	Average

DRAFT

System	Subsystem	Condition and Deficiency Overview	System Condition Rating
		paneling in room 203 that required paint. The walls surrounding restrooms in the west side of the 100-wing required patching and painting. The wall base had come loose as well.	
	Interior Floor Finishes	The interior floor finishes are mostly vinyl composition tile. The restrooms have ceramic tile flooring. There is carpet in the administration offices, rooms 107 through 110 and the library. The grouped restrooms TOILETFGRRLIB and TOILETMBRRLIB have had a partial remodel within the past five years with new ceramic tile. The gymnasium has plastic modular tiles. The interior floor finishes were observed to be in average condition due to age, and some areas required replacement. The vinyl composition tile in the administration area was worn and discolored. The vinyl composition tile was popping up between rooms 104 and 105 and into the adjacent corridor. It appeared to be an ongoing issue possibly due to building movement as the floor tile was recently replaced. There appeared to be a pest control issue in room 101. The transition strips from ceramic tile to carpet and vinyl composition tile were damaged in the 100 wing.	Average
	Interior Ceiling Finishes	The majority of the ceiling finishes consist of ACT (acoustic ceiling tile) and grid system in the classrooms, corridors, and administration areas. The restrooms have painted gypsum board, except the restrooms in the 100-wing classrooms which have ACT and grid. The ceiling finishes were observed to be in average condition with various discolored tiles. There were discolored tiles in room 109 at the lower ACT area. There appeared to be a pest control issue on the ceiling tile in BKRMLIB with mesh having been installed over holes in the tile. There was a discolored ceiling tile in the lounge near the vending machines due to moisture from a leak above the ceiling. Room 204 had various discolored tiles, likely due to roof issues noted above. There were unused heating and cooling units mounted high on the exterior walls in the 200- and 300-wings that had discolored ceiling tiles surrounding them. The ceiling over the stage was aged and discolored, and the mechanical unit and ductwork mounted overhead had peeling paint.	Average
Conveying	System not present.		N/A

DRAFT

System	Subsystem	Condition and Deficiency Overview	System Condition Rating
Plumbing	Plumbing Fixtures	BLDG-101A contains predominantly single-use restrooms throughout the facility, with multi-use restrooms found outside of the library and 300-wing. Typical restrooms have floor-mounted vitreous china water closets with manual flush valves. Additionally, wall-hung vitreous china urinals with manual flush valves are located in the dedicated multi-use male restrooms. Multi-use restrooms contained wall-mounted, automatic motion-activated handwashing sinks. Classrooms in the 100-, 200- and 400-wings and room 301 contain a single-basin stainless steel sink with a drinking fountain attached. Stainless steel and vitreous china drinking fountains are in the corridors of the building. Various additional vitreous china and stainless steel sinks are located throughout the building in areas such as the art room, lounge, and nurse's office. Additionally, a single-use shower stall is in the restroom off the gymnasium office. There is a porcelain-enameled steel handwashing basin sink outside of the cafeteria that has three faucets. The kitchen contains stainless steel kitchen equipment, including a three-basin prep sink. It also has various wall-mounted vitreous china and stainless sinks for personal use. The building has service sinks located in various janitorial closets. The majority of plumbing fixtures were observed to be in average working condition, but were aged and showed minor signs of deterioration. The water closet in the restroom off room 105 was leaking. The faucets on the sinks in rooms 102 and 408 were leaking. There were two drinking fountains in the corridor outside the administration rooms. One had low flow, and the other had no flow. A drinking fountain outside the cafeteria was not working. The drinking fountain on the sink in room PTSA had low flow. The stainless personal sink in the kitchen was leaking. The female restroom outside the library, GRRLIB, was inaccessible due to space being used for furniture storage. The sinks in the janitorial closets were observed to be in average condition, showing signs of leaks and wear associated with age.	Average
	Domestic Water Distribution	Domestic hot water to the kitchen is provided by a 97-gallon water heater stored in the mechanical room (CAFEMECH) located inside the cafeteria. An older unit that was no longer connected is also located in	Average

DRAFT

System	Subsystem	Condition and Deficiency Overview	System Condition Rating
		CAFEMECH. Various smaller electric water heaters are located throughout the building to provide heated domestic water to specific locations in the school (i.e., the lounge and the gymnasium shower). Domestic hot water is not supplied to classroom plumbing fixtures. The primary GWH (gas water heater) feeding the kitchen was newer and appeared to be in good condition. The older GWH had been abandoned in place. Smaller water heaters were observed to be in average condition with some showing signs of age. Corrosion and rust were observed on distribution piping throughout the building. The plumbing distribution to equipment appeared to be in average condition with typical wear and tear associated with the system's age and general daily use. Roof top distribution piping was missing its insulation.	
	Other Plumbing	The majority of floor drains in average condition with some showing minor signs of corrosion and rust. The female restroom inside the gymnasium was emitting an odor, potentially coming from the floor drain.	Average
Mechanical/ HVAC	The building's HVAC (heating, ventilating, and air conditioning) system is composed of water source heat pump units, RTUs (roof top units), AHUs (air handling units), vertical heat pump systems, and through-wall air conditioner units for individual zone temperature controls. A separate water source heat pump unit is designated for each classroom. Pumps for these units were not accessible, but assumed to be stored within the unit and working properly. Multiple roof top EFs (exhaust fans) ranging in size serve the building. The HVAC system appeared to be in average condition; however, some pieces of equipment were past their expected design life and showed signs of degradation and minimal signs of rust and corrosion. There were multiple pieces of equipment that were part of a chiller and boiler HVAC system that were no longer in use but abandoned in place. It was reported by staff that the boiler was not operating but was still connected to its water source, which caused frequent need for maintenance. A through-wall air conditioning unit was located outside the building next to MECH AHU MUSIC, feeding the PTSA room. The unit was not on the floorplan but appeared to be in average condition. Some water source heat pumps were making loud vibration noises when operating. The water source heat pump (WSHP-9) in room 106 did not appear to be functioning properly. Only warm air flow was observed when turned on to the cooling setting. The female multi-use restroom outside the 300-wing was very warm, indicating its VHP (vertical heat pump) (VHP-7) was not functioning properly. Nameplate information was not visible for the water source heat pump units, but similar units have been observed to use R-22 refrigerant. Additional HVAC units were using R-22 refrigerant, which is an outdated refrigerant that is		Average

DRAFT

System	Subsystem	Condition and Deficiency Overview	System Condition Rating
	being phased out of use. The restroom in room 107 showed leakage on the ceiling surrounding the EF. Rooms 101, 102, and 103 had loud EFs. No EFs were present in restrooms in rooms 406 and 408. Some roof top EFs and vents had corrosion and rust.		
Fire Protection	Fire Alarm	The building has a fire alarm system that consists of alarm and signaling devices such as strobes, horn/strobe combinations, pull stations, and detectors. The fire alarm system is controlled by a Silent Knight control panel. The fire alarm system appeared to be in good condition, but many of the end devices were reaching their end of life expectancy. One exterior end device, located near the kitchen unloading area, was found to be worn and discolored due to weather exposure. Faculty have reported that the fire alarm system was working properly.	Good
	Fire Protection/ Suppression	A fire suppression system is present for the range hood in the kitchen with a tank mounted to the wall above head. A single sprinkler head was observed in room STO300 but did not appear to be functional. The remaining fire suppression system consists of fire extinguishers throughout the building. Visual assessment showed the fire extinguishers were observed to be in average condition. The majority were up to date with annual inspections but the extinguishers in room 203, AHU2, ELEC400, ELEC100, and STO200 were past due on their annual inspections. Additionally, there was a second fire extinguisher in ELEC400 that did not have an inspection tag on it.	Average
Electrical	Electrical Distribution	The building utilizes two electrical service feeds. The first electrical service feed enters the building on the southwest side of the campus outside the administration area and feeds the 250-volt rated, 800-amp switchboard located in ELEC100. The second electrical feed is enters the building on the northeast side outside of room ELEC400 at a 277/480-volt, 450-amp single enclosed breaker panelboard. It appears to feed a single, large 300-kVA transformer, located in ELEC400, which steps the voltage down to 120/208Y-volts for panelboard distribution. The building does not have a lightning protection system. The electrical distribution equipment appeared to be in average condition. The building had a large number of original panelboards which were dated to the 1960s or	Average

DRAFT

System	Subsystem	Condition and Deficiency Overview	System Condition Rating
		1970s. These panelboards have exceeded their life expectancy. There were a number of electrical safety switches and motor control panels that were severely dated and in need of replacement. Several roof top electrical safety switches for HVAC equipment were worn or dated. Several electrical panelboards were missing breaker slot covers or missing cabinet covers, which are considered a life safety issue. This condition was observed in panelboards in rooms ELEC100, AHULOU CUST, KITLOCRM, and CC100. The building has several Wilson Electric, ITE, and Federal Pacific panelboards still in service. The Wilson Electric panels (located in ELEC100, corridor C1, 105RR, and 205RR) appeared to be original to the school construction in 1955 and are obsolete. ITE panels (located in ELEC400 and KITLOCRM) were dated from the 1960s and should be considered obsolete. The Federal Pacific panels (located in rooms CC100 and KILN) appeared to be the 'Stab-Lok' design, which has the potential to cause fires and are obsolete. The Federal Pacific panel located in room KILN also had corrosion present on the panel cabinet and breaker covers. Several panelboards located in ELEC400 had their access blocked by stored items and should be considered a life safety issue in an emergency situation. The faculty reported concerns over the age of the panelboards listed above. Faculty also reported that additional circuits are required for the classrooms.	
	Lighting	The building's exterior lighting consists of high pressure sodium/metal-halide, LED (light-emitting diode), and screw-in type flood luminaires that are located at building egresses, parking lots, and on the building exterior. Exterior luminaires were typically found wall, canopy, or pole mounted. Interior lighting consists primarily of recessed troffer or ceiling mounted strip fluorescent luminaires, although downlights (recessed and non-recessed) are present in a number of storage and bathrooms. The lighting for the building appeared to be in average condition. Many exterior luminaires were screw-in type flood luminaires that were aged beyond their life expectancy. Several of the exterior high pressure sodium/metal-halide luminaires were on during the daytime. These luminaires had worn lamps, indicated by their orange hue. Observed interior lighting deficiencies	Average

DRAFT

System	Subsystem	Condition and Deficiency Overview	System Condition Rating
		included broken and missing lenses, non-functional fixtures, and burned-out lamps. It is worth noting that the interior lighting for the 100-wing and 200-wing classrooms appeared to have recently renovated luminaires and light switches. Several exit sign luminaires were dim due to burned-out lamps. There were several issues in the branch wiring, including damaged or loose roof top conduit and missing junction box covers. Several exterior receptacles located near the building roofline were found with open covers, which could allow for water infiltration. The building light switches, excluding the 100-wing and 200-wing, were worn and past their life expectancy. Faculty reported that there was no centralized exterior lighting system. The current system utilizes photocell switches. Faculty reported that the majority of the exterior lighting was insufficient. The faculty suspected luminaires with greater lumen output would provide better illumination, but this could not be determined by visual inspection during daylight hours. Faculty also reported that the gymnasium lighting had reached the end of its useful life and was in need of replacement. Additional lighting has been requested for the playscape and rear parking lot.	
	Communications & Security	The building is equipped with telecommunications/data/cable systems with the main backbone equipment located in the MDF (main distribution frame), IDF (intermediate distribution frame), and STO200 rooms. Networking Wi-Fi access points are installed throughout the building. VOIP (voice over internet protocol) telephones are used for voice communications. The building security consists of surveillance cameras, motion detectors, and a proximity card access system. Exterior surveillance cameras overlook the playscape, parking lots, the building's main entrance, kitchen unloading area, and the southeast side of the building. Interior surveillance cameras overlook building egresses, corridor intersections, and the administration area. Motion detectors are installed throughout the building for the security system. The communications and security system appeared to be in good condition. Older networking/data equipment was found throughout the building. There were	Good

DRAFT

System	Subsystem	Condition and Deficiency Overview	System Condition Rating
		remnants of the 1980s Token Ring networking system installed in some classrooms. Room CO300 had dated data equipment that appeared to no longer be in service. Several classrooms were found with damaged networking receptacles. Faculty reported that the Wi-Fi system was in proper working condition. Faculty reported several issues with the security system. There was no security for the pre-kindergarten area. There was a lack of interior coverage at the entrance to the facility, within the cafeteria, and within the kitchen area. Faculty also reported a lack of surveillance coverage for the portable building area.	

DRAFT

Exterior System Deficiency Examples

Exterior Walls



Exterior Windows

Exterior Doors



Roofing Deficiency Examples



DRAFT

Interior Construction Deficiency Examples

Interior Walls





Interior Doors







DRAFT

Interior Finishes Deficiency Examples

Interior Wall Finishes







Interior Floor Finishes






DRAFT

Interior Ceiling Finishes





Plumbing System Deficiency Examples

Plumbing Fixtures

DRAFT





Domestic Water Distribution



DRAFT

Mechanical/HVAC System Deficiency Examples









Fire Protection System Deficiency Examples

Fire Alarm

Fire Protection/Suppression



DRAFT



Electrical System Deficiency Examples

Electrical Distribution



DRAFT

ON
OFF

CAUTION

SPARE

AC
HOT

Lighting



Communications & Security

DRAFT

Allison Elementary School Campus Summary of Recommendations

This document is based on current conditions observed during fieldwork and provides recommendations for corrective actions by each discipline. The following recommendations provide a summary of the findings.

Main School Building Recommendations

Exterior

1. Repair cracks in brick and masonry at windows along the west side of the 100-wing.
2. Repair the exterior tile adjacent to the south exit of corridor C2.
3. Replace the wood fascia at the kitchen loading area.
4. Replace the wood fascia along the west side of the 100-wing.
5. Refinish the cooler and freezer exterior.
6. Repaint conduit in the exterior walkway of the 200-wing.
7. Clean the exterior brick on the north side of the kitchen.
8. Provide pest control in exterior courtyard/walkway areas.
9. Replace approximately 75% of the exterior windows; including cracked glazing areas and failing seals.
10. Repaint exterior doors at the main entrance, STO100 and ELEC400.

Roofing

1. Replace the roof covering over rooms 204, 205, and 206.
2. Continue to monitor ponding water at the northwest corner of the art room.
3. Reflash the roofing connection between the cooler/freezer and the main building.
4. Investigate 300-wing roof that is leaking and bubbling up, repair as necessary, and if roof is still under warranty (requested by PM Chris Lewis).

Interior Construction

1. Repair damaged walls associated with pest control issues in room 402.
2. Provide pest control monitoring and treatment to prevent further damage to structures.
3. Patch/repair gypsum board above doors in the 400-wing. Consider providing drywall control joints at the door corners.
4. Refinish veneer doors.

Interior Finishes

1. Repaint acoustic panels in corridor C2.
2. Replace wood paneling that surrounds classroom restrooms in the 400-wing.
3. Repaint and replace wood paneling in room 206 and restroom 202RR. Ensure the roof leak has been remedied prior to replacing finishes.
4. Paint patched drywall in room 203.
5. Repair/repaint walls surrounding classroom restrooms on the west side of the 100-wing. Replace associated wall bases.
6. Replace vinyl composition tile in the administration areas.
7. Replace vinyl composition tile between rooms 104 and 105.
8. Further investigate possible foundation movement along a line separating rooms 104 and 105.
9. Replace transition strips in 100-wing classroom restrooms.
10. Replace ceiling tile in room 204 after roof leaks have been remedied.
11. Provide pest control and monitoring in BKRMLIB.
12. Replace approximately 25% of the ceiling tile in room 109.

DRAFT

13. Replace approximately 25% of the ceiling tile in the 200- and 300-wings.
14. Provide new ACT above the stage, and repaint the mechanical unit and ductwork.

Plumbing

1. Repair faucets on sinks that are not functioning properly.
2. Replace aged plumbing fixtures to maintain a functioning system.
3. Repair water closets observed to have evidence of leaks.
4. Repair drinking fountains that are not functioning properly.
5. Remove the water heater that has been abandoned in place in CAFEMECH.
6. Repair or replace any damaged or missing piping insulation as needed.
7. Address any rust or corrosion observed on the equipment, its associated piping, or any other sub-asset by cleaning, repainting, or repairing to prevent further deterioration.
8. Replace water heaters that are beyond their expected design life before failure occurs.
9. Inspect, clean and repair plumbing in multiple restrooms that are emitting an unpleasant odor.
10. Clean and flush out all floor drains to ensure adequate drainage; it was reported these are not draining properly.

Mechanical/HVAC

1. Replace HVAC units that use R-22 refrigerant, which is an outdated refrigerant that is being phased out of use. These systems may need to be replaced before they meet their design life due to refrigeration restrictions.
2. Replace HVAC equipment that is beyond its expected design life need before failure occurs.
3. Repair any equipment that was noted with excessive noise/vibration.
4. Remove any equipment that has been abandoned in place and is no longer functioning.
5. Address any rust or corrosion observed on the equipment, its associated piping, or any other sub-asset by cleaning, repainting, or repairing to prevent further deterioration.
6. Repair HVAC units with equipment that was noted to not be functioning properly.
7. Replace restroom EFs (requested by PM Chris Lewis).

Fire Protection/Suppression

1. Inspect fire extinguishers that are past due on their annual inspections, and replace if necessary
2. Remove sprinkler heads that are no longer in use.
3. Replace worn fire alarm horns/strobe combination end device at the kitchen unloading area.

Electrical

1. Replace all original or dated panelboards/switchboards listed in the Condition and Deficiency Overview.
2. Investigate the function of dated or worn electrical safety switches and motor controller panels throughout the facility and replace as needed.
3. Immediately provide missing breaker cover plates and cabinet access covers for all panels listed in the Condition and Deficiency Overview, as these instances should be considered life safety hazards.
4. Relocate storage items in room ELEC400 to allow for proper access to electrical panelboards.
5. Install additional circuits for the classrooms, as requested by faculty.
6. Replace screw-in type flood exterior luminaires with more efficient LED luminaires.
7. Replace lamps in exterior and interior luminaires throughout the facility that have burned out or are near end of life (metal-halide lamps that are glowing orange).
8. Repair or replace missing or damaged luminaire lenses/covers throughout the facility.
9. Replace or repair damaged roof top conduit for HVAC and ventilation equipment.
10. Install junction box covers on exposed conduit throughout the facility to prevent water infiltration.
11. Replace exterior receptacle covers that are not functioning properly. This can lead to water and insect infiltration.
12. Replace dated light switches throughout the facility.

DRAFT

13. Upgrade or repair exterior lighting to ensure proper operation. Exterior lighting should not be on during the day unless otherwise needed.
14. Install exterior lighting (or upgrade existing) for the playscape, rear parking lot, and portable building areas (as requested by faculty).
15. Replace gymnasium luminaires, as requested by faculty.
16. Remove abandoned Token Ring receptacles and associated networking equipment that still remain within the building.
17. Repair or replace damaged networking receptacles throughout the facility.
18. Install security measures to protect the pre-kindergarten area of the facility, as requested by faculty.
19. Investigate ways to improve surveillance coverage at the main entrance, within the cafeteria, within the kitchen, and for the portable building area.

DRAFT

Educational Suitability Summary Report

Allison Elementary School – BLDG 101

Date: 07/11/2016 **Score 50% Unsatisfactory**

Allison Elementary School serves a student population of approximately 537 students in southeast Austin. The campus has a maximum capacity of about 469 students. This school has a successful robotics club and STEM programs, but they are lacking the appropriate space for many of their programs.

Survey Overview

The survey results from teachers and administrators were not completed. The educational suitability for most major spaces, including library, gym, classrooms, common spaces, administrative offices, and outdoor spaces was determined by a principal interview and field assessment.

Interview Overview

The interview was attended by the principal, Lupe Velasquez and 5th grade teacher, Lana Ewing. The most important needs for this campus are to address the safety and security of courtyard gates, adding an additional building to accommodate the rapid growth of this facility, and to add storage areas for this campus. Additionally, the conversation pinpointed several areas where space was unsuitable for the needs of the programs being taught. There is a general concern about space because of the overcrowding of the campus beyond its capacity. The special education classrooms such as Life Skills are located in portables which is unsatisfactory for the appropriate configuration and equipment necessary for such programs. Additionally, there is a general lack of updated technology throughout the school. The faculty reports that many classrooms do not have projection capability or innovation stations. Additionally, the courtyards between classroom wings are not equipped with secure gates that will allow egress in case of a fire, yet secure the courtyards for day-to-day use. The announcement system is also inadequate, as the portables are unable to hear announcement or be notified of safety drills in case of an emergency. The windows, as well as, the accordion partitions between spaces are original to the building and need to be replaced. Due to enrollment, many programs are being taught in portables.

The wish list items for this campus include a dedicated wing to replace the portables at the rear of the campus with a fully upgraded science labs for their students. The sound and display equipment in the cafeteria needs replacing for all of the community events occurring in the cafeteria currently. A maker space is also desired for the highly successful robotics club at the school. The club is currently using the cafeteria as their build space. For exterior spaces, faculty has expressed interest in a real track for the students and for the furniture in the outdoor leaning spaces to be upgraded for effective use. For pick-up of students, the community is interested in a larger, covered area to adequately accommodate waiting students.

DRAFT

Educational Suitability Summary Report

Allison Elementary School

The safety concerns on campus are numerous. Faculty express a critical need for increased video surveillance on campus. Another critical need is for upgrades to the courtyard gates to allow for safe fire egress and secure building perimeter for students. The exterior lighting also needs upgrades throughout the campus. Rodents and termites are a concern throughout the campus as well. Termites are reported as falling from the ceiling tiles onto students during the school year.

If changes are made to this campus, the faculty expressed that the courtyard garden spaces and the 4-H goat area would be important to maintain.

In thinking about the future of education, the faculty expressed the opinion that the condition of facilities will be increasingly important in recruiting students to public schools. Additionally, technology and equitable access to technology will be a critical need for this campus and all schools in the coming years.

Assessment Findings

The Educational Suitability Assessment of Allison Elementary School earned a 50% overall score and places the campus in a category of “unsatisfactory”. The assessment consists of 11 categories to determine areas that need more attention.

Lower Scoring Categories:

Storage
Score is very unsatisfactory.
General building storage is very limited. Classrooms have insufficient storage. The cabinets are outdated. Student storage is also inadequate.

Security
Score is unsatisfactory.
The campus has keycard access at most of the major entries. Exterior walkways leading to classrooms have holiday lights strung for lighting. The exterior lighting is inadequate throughout the campus and parking lots. Video surveillance is limited and needs to be evaluated. The intercom system needs to be able to communicate emergencies to the portables. There is no secure entry vestibule to the school. The most critical concern for faculty are the gates at the exterior courtyards. These gates need to be upgraded to have panic hardware for safe fire egress, while maintaining secured play areas that the faculty can unlock.

Technology
Score is unsatisfactory.
The facility has outdated devices. Technology upgrades are needed throughout the campus. The campus has a very successful robotics club with no appropriate space to support this program.

DRAFT

Educational Suitability Summary Report

Allison Elementary School

Environmental Quality
Score is unsatisfactory.
The classrooms allow some sound transfer between rooms. Some classrooms are separated only by folding accordion partitions, which is poor for acoustics. Windows are present in most classrooms, they are too small to allow much of a view outside in most cases. There are termite and rodent problems reported throughout the school.

Exterior
Score is unsatisfactory.
The front entry is directly off of a main road with limited parking. There is a very narrow pick-up and drop-off area with an inadequate canopy for students. The courtyards are nice outdoor learning spaces but need upgraded outdoor furniture to function appropriately. The playgrounds are adequate, but the track needs updating. Overall wayfinding signage is faded and not easily seen.

Future Ready Student Development
Score is unsatisfactory.
The classrooms are undersized with old furniture and outdated technology. The classrooms are undersized for project-based learning and have insufficient storage. The hallways do have spaces for display, but two of the wings of the facility are directly accessed by exterior walkways. The school lacks collaborative spaces and has some nonfunctioning visual communication tools.

Higher Scoring Categories:

Academic & Co-Curricular Support
Score is average.
The classrooms are small and the number of restrooms are inadequate. Pre-K and Kinder classrooms have insufficient storage and the restrooms are not ADA compliant. However, the outdoor play areas were convenient to the classrooms, shaded, and enclosed. Gym space is adequate, and a coach's office is attached. The building does not have water fountains near the gym area. The gym restrooms are not ADA accessible. The stage is older and does not have ADA access. The stage equipment needs upgrades to function appropriately. The music space is in a portable which is unsatisfactory for its needs. The art room has older casework, furniture, technology, lacks a kiln, but is adequate in size.

Controllability of Systems
Score is average.
The classrooms have individual thermal controls but no sufficient control of natural light. The artificial lighting controls have two switches for lighting level control.

Furniture, Fixtures & Equipment
Score is average.
Most of the furniture is a mix of desks and chairs that can be reconfigured. Some classrooms do not have furniture that is easily reconfigured. Many shelves and bookcases are outdated.

DRAFT

Educational Suitability Summary Report

Allison Elementary School

General Building
Score is average.
Primary circulation is ideal with 10’ width corridors to safely and accommodate student movement. Only the cafeteria space can be accessed from parking and secured from the rest of the building for public functions. The building has areas with cracked windows that need repair. The campus has dated finishes. The accordion partitions between classrooms are in very poor condition and need to be replaced with walls. The campus needs upgrades throughout.

Library/Media Center
Score is good.
Library is not easily accessible for visitors. The space has areas for social interactions as well as different group sizes. The library has some technological support, but this space could use some updates.

DRAFT

Austin ISD Educational Suitability Assessment Criteria

School	**Allison Elementary**	**BLDG - 101**
Name	**Ellen Saathoff, Sakshi Gandhi, John Eldred**	
Date	**7/11/2016 (REV1 - 11/22/2016 SPED Department Comments)**	

Scoring Scale

Excellent	81%-100%
Good	66%-80%
Average	51%-65%
Unsatisfactory	36%-50%
Very Unsatisfactory	20%-35%

Overall Educational Suitability Score	**50%**
1 - Exterior	46%
2 - General Building	57%
3 - Academic & Co-Curricular Support	52%
4 - Future Ready Student Development	48%
5 - Library/Media Center	69%
6 - Security	37%
7 - Technology	40%
8 - Storage	33%
9 - Furniture, Fixtures & Equipment	55%
10 - Environmental Quality	44%
11 - Controllability of Systems	52%

DRAFT

1 - Exterior

		1	2	3	4	5	N/A			
										7.50
1.1	Does the site permit desirable separation of vehicular, bus and pedestrian traffic?	1						Comments	1.00	**1.00**
	1) Bus , car and pedestrian all happen at the same location. 2) Cars and buses mix, pedestrians are separated. 3) Buses, cars, and pedestrians are separate but stack space is small. 4) Buses, cars, and pedestrians are separate but drop off does not have a canopy or a holding place like a commons or cafeteria. 5) Buses, cars, and pedestrians are separate and drop off area has a canopy and destination. N/A) Does not apply.							The front entry is directly off of a main road with limited parking. There is a narrow pick-up and drop-off area with an inadequate canopy for students.		
1.2	Are opportunities provided for outdoor learning (outdoor classrooms, gardens, etc.)?			3				Comments	1.00	**3.00**
	1) Outdoor space exists is not developed 2)Outdoor space for learning exists but not connected to classroom learning areas. 3. Outdoor learning spaces exist and are accessible but not in good condition. 4. Outdoor learning spaces need minor improvements to function well. 5. Outdoor learning spaces are in excellent condition. N/A) Does not apply.							The courtyards are nice outdoor learning spaces, but they need upgraded outdoor furniture to function appropriately.		
										See Image 1
1.3	Are outdoor play spaces and playfields adequate in size and configuration?			3				Comments	1.00	**3.00**
	1) Outdoor play space exists, not developed 2)Outdoor play space exists but is not connected to gym or other athletic support areas or is too small. 3. Outdoor play spaces exist, are connected to other athletic areas, are the right size, but are not in good condition. 4. Outdoor play spaces need minor improvements to function well. 5. Outdoor play spaces are in excellent condition. N/A) Does not apply.							The playgrounds are adequate, but there is a desire for a nice track for the students.		
1.4	Is the building easily identified with appropriate signage and community wayfinding?		2					Comments	0.25	**0.50**
	1) Campus has no signage and no striping. 2) Signage is faded/hidden. 3) Signage & striping visible but not apparent. 4) Signage is visible but not good condition. 5. Signage and wayfinding is visible and easy to use. N/A) Does not apply.									

DRAFT

2 - General Building		1	2	3	4	5	N/A			**4.25**
2.1	Are interior circulation routes wide enough to safely and effectively accommodate student movement?					5		Comments	0.50	**2.50**
	1) Primary circulation is 5'-0" to 6'-0" wide. 2) Primary circulation is 6'-0" to 7'-0" wide 3) Primary circulation is 7'-0" to 8'-0" wide 4) Primary circulation is 8'-0"-10'-0" wide 5) Primary circulation is 10'-0"+ wide N/A) Does not apply.									
2.2	Are community use areas arranged so that the school can allow night functions without full school access?		2					Comments	0.75	**1.50**
	1) Cafeteria, gym, and library cannot be accessed from parking area or secured from the rest of campus. 2) Only one of the public spaces (Cafeteria, Gym and Library) can be accessed from parking and secured from the rest of the building. 3) Only two of the public spaces (Cafeteria, Gym and Library) can be accessed from parking and secured from the rest of the building. 4) All of the public spaces (Cafeteria, Gym and Library) can be accessed from parking and secured from the rest of the building but do not have individual entrances. 5) Cafeteria, gym, and library can be accessed from parking and locked off from rest of campus for night/evening use with their own entrance. N/A) Does not apply.									
2.3	Does the general appearance of the school evoke pride for the students and community?	1						Comments	0.25	**0.25**
	1) General appearance is poor. 2) General appearance is aged but ok. 3) General appearance is good. 4) General appearance shows pride in campus and student works. 5) General appearance shows pride in campus and student works and is welcoming to the community. N/A) Does not apply.							The building has areas with cracked windows and some dated finishes. The accordion partitions between classrooms are in very poor condition and need to be replaced with walls. The campus needs some upgrades throughout.		

DRAFT

3 - Academic & Co-Curricular Support		1	2	3	4	5	N/A			**34.00**
3.2	Are Pre-K and Kinder classrooms appropriately configured per the ed spec? (elementary school only) 1) Very unsatisfactory - Too small, awkward layout, does not meet needs 2) Unsatisfactory - Too small, only one area for all teaching methods, limited flexibility 3) Neutral - Moderate size, two areas for different teaching methods, some flexibility, access to student storage/casework 4) Satisfactory - Good size, at least two zones for different teaching methods, flexibility and student storage, not new 5) Very Satisfactory - Good size, two zones for different teaching methods, flexibility and student storage/casework, adequate display area and visual teaching tools N/A) Does not apply.		2					Comments: The classrooms are small, and the restrooms are inadequate.	1.00	**2.00**
3.3	Do Pre-K and Kinder have appropriate support spaces such as restrooms and storage per the ed spec? (elementary only) 1) Very unsatisfactory - No storage, casework, or restrooms 2) Unsatisfactory - unsatisfactory size or condition of storage, casework, or restrooms 3) Neutral - Moderate size or moderate condition storage, casework, and restrooms 4) Satisfactory - Satisfies ed spec for storage, casework, and restrooms 5) Very Satisfactory - exceeds ed spec for storage, casework, and restrooms N/A) Does not apply.		2					Comments: Classrooms have insufficient storage and the restrooms are not ADA compliant. However, the outdoor play areas were convenient to the classrooms, shaded, and enclosed.	1.00	**2.00**
										See Image 2
3.4	Are Science Classrooms/Labs appropriately configured per the ed spec? 1) Very unsatisfactory 2) Unsatisfactory 3) Neutral 4) Satisfactory 5) Very Satisfactory N/A) Does not apply. (Elementary schools)						N/A	Comments	0.00	**0.00**
3.5	Are Science Classrooms/Labs **support** areas appropriately configured per the ed spec? 1) Very unsatisfactory - Support spaces are disconnected from served spaces, too small, do not meet needs 2) Unsatisfactory - Support spaces are connected, but too small, do not meet needs 3) Average - Connected, moderate size, but need some renovations or updates 4) Good - Connected, good size, meets needs, functions well 5) Very good - connected, generous size, nice condition, functions appropriately N/A) Does not apply. (Elementary schools)						N/A	Comments	0.00	**0.00**

DRAFT

3 - Academic & Co-Curricular Support - Continued		1	2	3	4	5	N/A		
3.6	Are Physical Education and Athletic spaces appropriately configured per the ed spec?				4			Comments	1.00 **4.00**
	1) Very unsatisfactory 2) Unsatisfactory 3) Average 4) Good 5) Very good N/A) Does not apply.							The gym space is large.	
									See Image 3
3.7	Are Physical Education and Athletic **support** spaces appropriately configured per the ed spec?				4			Comments	1.00 **4.00**
	1) Very unsatisfactory - Support spaces are disconnected from served spaces, too small, do not meet needs 2) Unsatisfactory - Support spaces are connected, but too small, inadequate for needs 3) Average - Connected, moderate size, but need some renovations or updates to function well 4) Good - Connected, good size/layout, meets needs/functions well 5) Very good - connected, generous size, nice condition, functions appropriately N/A) Does not apply.							The building does not have water fountains near the gym area. However, there is a dedicated coach's office with vision glass, and there are dedicated storage rooms. The gym restrooms are not ADA accessible.	
3.8	Are music, drama, or performance spaces appropriately configured per the ed spec?		2					Comments	1.00 **2.00**
	1) Very unsatisfactory 2) Unsatisfactory 3) Average 4) Good 5) Very good N/A) Does not apply.							The stage is older and does not have ADA access. The music space is in a portable which is unsatisfactory for its needs.	
3.9	Are music, drama, or performance **support** spaces appropriately configured per the ed spec?		2					Comments	1.00 **2.00**
	1) Very unsatisfactory - Support spaces are disconnected from served spaces, too small, do not meet needs 2) Unsatisfactory - Support spaces are connected, but too small, inadequate for needs 3) Average - Connected, moderate size, but need some renovations or updates to function well 4) Good - Connected, good size/layout, meets needs/functions well 5) Very good - connected, generous size, nice condition, functions appropriately N/A) Does not apply.							The stage area in the cafeteria has insufficient storage and does not have ADA access. The equipment needs upgrades to function appropriately.	

DRAFT

3 - Academic & Co-Curricular Support - Continued	1	2	3	4	5	N/A			
3.10 Are Visual Arts spaces appropriately configured per the ed spec?				4			Comments	1.00	**4.00**
1) Very unsatisfactory 2) Unsatisfactory 3) Average 4) Good 5) Very good N/A) Does not apply.							The art room has older casework and furniture, but is an adequate size.		
									See Image 4
3.11 Are Visual Arts **support** spaces appropriately configured per the ed spec?	1						Comments	1.00	**1.00**
1) Very unsatisfactory - Support spaces are disconnected from served spaces, too small, do not meet needs 2) Unsatisfactory - Support spaces are connected, but too small, inadequate for needs 3) Average - Connected, moderate size, but need some renovations or updates to function well 4) Good - Connected, good size/layout, meets needs/functions well 5) Very good - connected, generous size, nice condition, functions appropriately N/A) Does not apply.							The art room needs technology upgrades and does not have a kiln.		
3.12 Are computer lab spaces appropriately configured?			3				Comments	1.00	**3.00**
1) Very unsatisfactory 2) Unsatisfactory 3) Average 4) Good 5) Very good N/A) Does not apply.							The computer space is moderately sized and missing a projection area for instruction.		
									See Image 5
3.13 Are computer lab **support** spaces appropriately configured?			3				Comments	1.00	**3.00**
1) Very unsatisfactory - Support spaces are disconnected from served spaces, too small, do not meet needs 2) Unsatisfactory - Support spaces are connected, but too small, inadequate for needs 3) Average - Connected, moderate size, but need some renovations or updates to function well 4) Good - Connected, good size/layout, meets needs/functions well 5) Very good - connected, generous size, nice condition, functions appropriately N/A) Does not apply.									

DRAFT

3 - Academic & Co-Curricular Support - Continued

		1	2	3	4	5	N/A			
3.14	Are Special Education spaces appropriately configured per the ed spec?		2					Comments	1.00	**2.00**

1) Very unsatisfactory
2) Unsatisfactory
3) Average
4) Good
5) Very good
N/A) Does not apply.

Special education spaces are small and inadequate. Life skills is being taught in a portable. *SPED Department Comments: Sink in portable (2 classrooms), Shower in Gym, (1) Wheelchair accessible, No kitchen, wiring.*

3.15	Are Special Education **support** spaces appropriately configured per the ed spec?		2					Comments	1.00	**2.00**

1) Very unsatisfactory - Support spaces are disconnected from served spaces, too small, do not meet needs
2) Unsatisfactory - Support spaces are connected, but too small, inadequate for needs
3) Average - Connected, moderate size, but need some renovations or updates to function well
4) Good - Connected, good size/layout, meets needs/functions well
5) Very good - connected, generous size, nice condition, functions appropriately
N/A) Does not apply.

PPCD changing area, small kitchen with sink, microwave and refrigerator, laundry area with a washer and dryer were missing.

3.16	Are the student dining facilities appropriately configured?			3				Comments	1.00	**3.00**

1) Very unsatisfactory - Too small, poor circulation, inflexible seating in poor condition
2) Unsatisfactory - Too small or inadequate circulation, seating in poor condition
3) Average - moderate size, with adequate circulation, seating in okay condition
4) Good - good size, adequate circulation, seating in good condition
5) Very good - good size, adequate circulation, seating in good condition, with more than one option for eating space (ex: connection to outdoor eating space)
N/A) Does not apply.

See Image 6

DRAFT

4 - Future Ready Student Development		1	2	3	4	5	N/A			**19.00**
4.1	Does the facility provide specialized space and opportunities for hands-on project-based learning?		2					Comments	1.00	**2.00**
	1) Very unsatisfactory - No project space 2) Unsatisfactory - Non-dedicated, undersized or otherwise inadequate 3) Average - Limited dedicated spaces of moderate size and layout, equipment and furniture appropriate but need updates 4) Good - Dedicated spaces of adequate size and layout, most of the equipment and furniture is appropriate for program 5) Very good - Dedicated spaces of adequate size and layout, equipment and furniture appropriate for program N/A) Does not apply.							The classrooms are undersized with old furniture and outdated technology to allow for such opportunities.		
4.2	Are general classrooms large enough to support project-based learning and multiple teaching modalities?		2					Comments	1.00	**2.00**
	1) Very unsatisfactory -too small to move, set for lecture only, no connectivity, no flexibility 2) Unsatisfactory - adequate size but set for lecture only, no connectivity, no flexibility 3) Neutral - have flexibility and space for hands on or project based learning 4) Satisfactory - have flexibility and space for hands on or project based learning and connectivity for global learning 5) Very Satisfactory - space for hands on learning, flexibility for different groupings, and connectivity for global classrooms N/A) Does not apply.							The classrooms are undersized for project-based learning.		
4.3	Is there adequate storage and or support space to support project-based learning?		2					Comments	1.00	**2.00**
	1) Very unsatisfactory - none 2) Unsatisfactory-minimal casework/storage 3) Average - moderately sized casework 4) Good - large casework/cabinets/support 5) Very good - walk-in storage/ample support space N/A) Does not apply.							Insufficient, outdated storage.		
4.4	Are there adequate places to display the evidence and artifacts of learning (both 2D and 3D)?			3				Comments	1.00	**3.00**
	1) Very unsatisfactory - No display cases or wall space for display 2) Unsatisfactory - 1 wall in classrooms or very few spaces for display 3) Average - 2 walls in classrooms or some hallway spaces for display 4) Good - 3 walls in classrooms or multiple hallway spaces for display 5) Very good - ample classroom display space or many hallway spaces, including display cases N/A) Does not apply.							The hallways do have spaces for display but two of the wings of the facility are directly accessed by exterior walkways. This configuration reduces the display space.		

DRAFT

4 - Future Ready Student Development - Continued	1	2	3	4	5	N/A			
4.5 Does the building provide adequate opportunities for students/teachers to collaborate in varying group sizes?		2					Comments	1.00	**2.00**
1) Very unsatisfactory - no common spaces or meeting rooms or in very poor condition 2) Unsatisfactory - a few common spaces or meeting rooms in unsatisfactory condition 3) Average - a few common spaces and meeting areas needing updates 4) Good - multiple common spaces and meeting rooms in good condition 5) Very good - adequate common spaces and meeting rooms of excellent quality N/A) Does not apply.									
4.6 Does the building provide opportunities for informal interaction?			3				Comments	1.00	**3.00**
1) Very unsatisfactory - no gathering areas or areas in very poor condition 2) Unsatisfactory - one exterior or interior common space with no seating or unsatisfactory condition 3) Average - one exterior or interior common space with seating needing updates 4) Good - 2 exterior or interior common spaces with appropriate seating/good condition 5) Very good - multiple exterior and interior commons spaces with appropriate seating in excellent condition N/A) Does not apply.									
4.7 Does the building provide adequate opportunities for students to work independently?			3				Comments	1.00	**3.00**
1) Very unsatisfactory - None/poor condition 2) Unsatisfactory - One area far from classrooms in unsatisfactory condition 3) Average - one area for independent work with appropriate furniture needing updates 4) Good - clusters or small rooms adjacent to classrooms with furniture in good condition 5) Very good - multiple clusters or small rooms adjacent to classrooms with appropriate furniture in excellent condition N/A) Does not apply.									

DRAFT

4 - Future Ready Student Development - Continued		1	2	3	4	5	N/A			
4.8	Does the building support career education per house bill 5? (High School only)						N/A	Comments	0.00	**0.00**
	1) Very unsatisfactory - No dedicated spaces 2) Unsatisfactory -Some spaces being used for both career education and other subjects 3) Average - A few dedicated career ed spaces, but inadequate configuration/ equipment for needs 4) Good - Some dedicated career ed spaces with adequate configuration and equipment for program needs 5) Very good - Dedicated career ed spaces with good configuration and equipment for program needs - new condition N/A) Does not apply.									
4.9	Do the career education spaces simulate real world or college environments? (High School Only)						N/A	Comments	0.00	**0.00**
	1) Very unsatisfactory - No dedicated spaces, lack of necessary equipment 2) Unsatisfactory - Non-dedicated, undersized or otherwise inadequate 3) Average - A few dedicated spaces of moderate size/layout, equipment and furniture appropriate but need updates 4) Good - Dedicated spaces of adequate size and layout, most of the equipment and furniture is appropriate for program 5) Very good - Dedicated spaces of adequate size and layout, equipment and furniture appropriate for program N/A) Does not apply.									
4.10	Does the building have adequate visual communication tools?		2					Comments	1.00	**2.00**
	1) Very unsatisfactory - No vis comm tools 2) Unsatisfactory - outdated, poorly functioning, or insufficient 3) Good - mix of old and new whiteboards/projectors/etc. 4) Good - projectors, marker boards, smart boards in most spaces - good condition 5) Very good - projectors, marker boards, smart boards in most spaces - new condition N/A) Does not apply.									

DRAFT

5 - Library/Media Center		1	2	3	4	5	N/A			**19.00**
5.1	Is the Library/Media Center easily accessible for the occupants and visitors to the school?		2					Comments	0.50	**1.00**
	1) Very unsatisfactory 2) Unsatisfactory 3) Average 4) Good 5) Very good N/A) Does not apply.									
5.2	How well does the Library/Media Center support quiet study?		2					Comments	1.00	**2.00**
	1) Very unsatisfactory 2) Unsatisfactory 3) Average 4) Good 5) Very good N/A) Does not apply.									
5.3	How well does the Library/Media Center support social interaction?				4			Comments	1.00	**4.00**
	1) Very unsatisfactory 2) Unsatisfactory 3) Average 4) Good 5) Very good N/A) Does not apply.									**See Image 7**
5.4	How well does the Library/Media Center support collaborative work in small groups (4-8 students)?					5		Comments	1.00	**5.00**
	1) Very unsatisfactory 2) Unsatisfactory 3) Average 4) Good 5) Very good N/A) Does not apply.									

DRAFT

5 - Library/Media Center - Continued

		1	2	3	4	5	N/A			
5.5	How well does the Library/Media Center support collaborative work in larger groups (10-25)?				4			Comments	1.00	**4.00**

1) Very unsatisfactory
2) Unsatisfactory
3) Average
4) Good
5) Very good
N/A) Does not apply.

		1	2	3	4	5	N/A			
5.6	How well does the Library/Media Center support technology?			3				Comments	1.00	**3.00**

1) Very unsatisfactory - Very inadequate power outlets, no Wi-Fi capability, no computers, tablets, laptops, media carts or screens for use
2) Unsatisfactory - Some power, no Wi-Fi capability, outdated and inadequate technology available
3) Average - Some power outlets, network connectivity, technology available
4) Good - Adequate power outlets available, network connectivity, appropriate number of computers/tablets/laptops/media carts or screens available
5) Very good - Adequate power outlets available, good network connectivity, computers, tablets, laptops and media carts or screens available and adequate for number of students
N/A) Does not apply.

DRAFT

6 - Security	1	2	3	4	5	N/A		**6.00**
6.1 Does the facility have key card access at all major entries?				4			Comments	0.25 **1.00**

1) Very unsatisfactory - No entries
2) Unsatisfactory - 1/4 of major entries have key card access
3) Average 1/2 of entries have key card access
4) Good - 3/4 of major entries have key card access
5) Very good - all of major entries have key card access
N/A) Does not apply.

6.2 How adequate is site lighting and security for the campus overall?	1						Comments	1.00 **1.00**

1) No exterior lighting, no secure perimeter
2) Lighting is limited to front entry only, parking lot lighting poor, security is minimal
3) Lighting at all night-use entries and parking lot, but poor condition. Security is moderate
4) Lighting at all night-use entries and parking lots, good condition, signage less visible. Perimeter is well secured, but needs updates.
5) Signage, parking lots, and entries are well lit, visible and easy to use. Perimeter is very secure.
N/A) Does not apply.

Exterior walkways leading to classrooms have holiday lights strung for lighting. The exterior lighting is extremely poor throughout the campus. The video surveillance and intercom system needs improving for safety. The exterior courtyard gates need appropriate panic hardware for safe fire egress.

See image 8

6.3 Is the main office properly located and configured with a secure vestibule to the main corridor?		2					Comments	1.00 **2.00**

1) Very unsatisfactory - No secure vestibule, office located far from main entry. Allows visitors access to school unsupervised.
2) Unsatisfactory - No secure vestibule, office located somewhat far from main entry, minimal supervision of visitors.
3) Average - Office close to entry, views of front door, but no secure vestibule
4) Good - Office is well-located with a secure vestibule, but needs updates
5) Very good - Office well-located with secure vestibule and all appropriate security features.
N/A) Does not apply.

There is minimal supervision of visitors entering the school.

6.4 Is there enough interior transparency for faculty to affectively supervise students who are not in classrooms?		2					Comments	1.00 **2.00**

1) Very unsatisfactory
2) Unsatisfactory
3) Average
4) Good
5) Very good
N/A) Does not apply.

There is some transparency at the classrooms. However, there is limited visibility between the back portion of the school and the portables.

DRAFT

7 - Technology		1	2	3	4	5	N/A			**4.00**
7.1	How well equipped are the facilities with instructional technology?		2					Comments	1.00	**2.00**
	1) Very unsatisfactory - very few or no available computers or devices. Old/outdated technology 2) Unsatisfactory- few computers/devices. Some outdated technology 3) Average- A few computers/devices. A mix of new and outdated technology 4) Good - multiple computers or devices per room. Mostly new technology. 5) Very good - multiple computers and devices and new technology. N/A) Does not apply.							The facility has outdated devices. Technology needs upgrades throughout the campus.		
7.2	Is there an adequate number of power and data outlets in learning spaces?		2					Comments	1.00	**2.00**
	1) Very unsatisfactory - none 2) Unsatisfactory - only for teacher 3) Average - for teacher and 1-2 students 4) Good - 2-3 outlets per wall 5) Very good - 3-4 per wall N/A) Does not apply.							Technology and connectivity is limited.		

DRAFT

8 - Storage

	1	2	3	4	5	N/A			
									5.00
8.1 Is there adequate general storage in the building?	1						Comments	1.00	**1.00**

1) Very unsatisfactory
2) Unsatisfactory
3) Average
4) Good
5) Very good
N/A) Does not apply.

General building storage is limited. Book storage is undersized.

8.2 Is there adequate classroom storage?		2					Comments	1.00	**2.00**

1) Very unsatisfactory
2) Unsatisfactory
3) Average
4) Good
5) Very good
N/A) Does not apply.

Classrooms have insufficient storage.

See Image 9

8.3 Is there adequate student storage?		2					Comments	1.00	**2.00**

1) Very unsatisfactory
2) Unsatisfactory
3) Average
4) Good
5) Very good
N/A) Does not apply.

There is limited student storage space.

DRAFT

9 - Furniture, Fixtures & Equipment	1	2	3	4	5	N/A			**7.50**
9.1 What is the current condition of the furniture?		2					Comments	0.75	**1.50**
1) Very unsatisfactory - damaged/non-functioning 2) Unsatisfactory - torn, bent, wrong size 3) Average - scratched/dented/marked 4) Good - not new but sturdy and clean 5) Very good - new N/A) Does not apply.							The facility in general has a mix of outdated and newer furniture. The storage furniture is damaged.		
9.2 How well does furniture accommodate rapid reconfiguration of a space?			3				Comments	1.00	**3.00**
1) Very Unsatisfactory - Furniture is fixed or very heavy 2) Unsatisfactory - Furniture does not allow desks to be configured as individuals, small groups, or large groups 3) Average - Mix of furniture that can reconfigure and that cannot 4) Good - Furniture is flexible for multiple configurations of space 5) Very good - furniture is flexible for multiple configurations of space, easy to move and stack N/A) Does not apply.									
9.3 Is the furniture ergonomic and size appropriate for grade level?			3				Comments	1.00	**3.00**
1) Very unsatisfactory - desk with attached chair combinations too small for grade level 2) Unsatisfactory -desk with attached chair combinations 3) Average - mix of classrooms with tables/loose chairs and desks with fixed seats 4) Good - tables with loose chairs 5) Very good - tables with loose chairs that allow students to bounce in seat N/A) Does not apply.									

DRAFT

10 - Environmental Quality	1	2	3	4	5	N/A			**11.00**
10.1 How are acoustics in classrooms in general?		2					Comments	1.00	**2.00**
1)Recognized word/sound from adjacent classroom/corridor 2) audible sound from adjacent classroom/corridor 3) slight sound from outside room 4) walls to deck insulated only white noise from mechanical system 5) Able to hear quiet speaking from across the room N/A) Does not apply.							The classrooms allow some sound transfer between rooms. Some classroom are separated only by folding accordion partitions which performs poorly for acoustics. The air conditioning units are loud in classrooms.		
10.2 Is the classroom artificial lighting adequate quality?				4			Comments	1.00	**4.00**
1) Very unsatisfactory - sporadic lights work, glare, less than 20 FC 2) Unsatisfactory - 10-19 FC or serious glare 3) Average- 20-29 FC minor glare 4) Good - 30-39 FC and no glare 5) Very good - 40+ FC and no glare N/A) Does not apply.									
10.3 Is there access to natural light in classrooms?		2					Comments	1.00	**2.00**
1) No learning spaces have natural light 2) 1-25% of learning spaces have natural light or windows are too small to let in light 3) 26-50% of learning spaces have natural light 4) 51-75% of learning spaces have natural light 5) 76-100% of learning spaces have natural light N/A) Does not apply.							There are small windows; they allow minimal natural light into the spaces.		

DRAFT

10 - Environmental Quality - Continued	1	2	3	4	5	N/A		
10.4 Is there access to outside views from learning spaces?		2					Comments	1.00 **2.00**

1) No learning spaces have views
2) 1-25% of learning spaces have views or windows are too small to see out
3) 26-50% of learning spaces have views
4) 51-75% of learning spaces have views
5) 76-100% of learning spaces have views
N/A) Does not apply.

While windows are present in most classrooms, they are too small to allow much of a view outside in most cases.

10.5 Does the building have odor or pest problems?	1						Comments	1.00 **1.00**

1) Very unsatisfactory
2) Unsatisfactory
3) Average
4) Good
5) Very Satisfactory
N/A) Does not apply.

There are reports of termites falling from the ceiling onto student desks. Rodents are reported as a past issue that is more under control at this time.

DRAFT

11 - Controllability of Systems	1	2	3	4	5	N/A			**6.50**
11.1 Does the classroom thermostat allow for individual control?					5		Comments	0.50	**2.50**
1) No 5) Yes									
11.2 Are shades provided to control natural light in learning spaces?		2					Comments	1.00	**2.00**
1) No, windows are covered with boards/paper 2) No, windows have no light control 3) Yes, but poor condition blinds 4) Yes, blinds 5) Blackout shades N/A) Does not apply.									
11.3 What is the quality of lighting controls in the classrooms?		2					Comments	1.00	**2.00**
1) Single switch only per room 2) Alternating rows switch off 3) Alternating lamps in single fixtures switch off 4) Tri level switching 5) Dimmable N/A) Does not apply.							The classrooms have two switches.		

DRAFT

Photo 1. Outdoor Space

Photo 2. Kindergarten Support Space

DRAFT

Photo 3. Gymnasium

Photo 4. Art Room

DRAFT

Photo 5. Computer Lab

Photo 6. Cafeteria

DRAFT

DRAFT

Photo 7. Library

Photo 8. campus Security

Photo 9. Classroom Storage

AUSTIN Independent School District

FACILITIES ASSESSMENT OVERVIEW

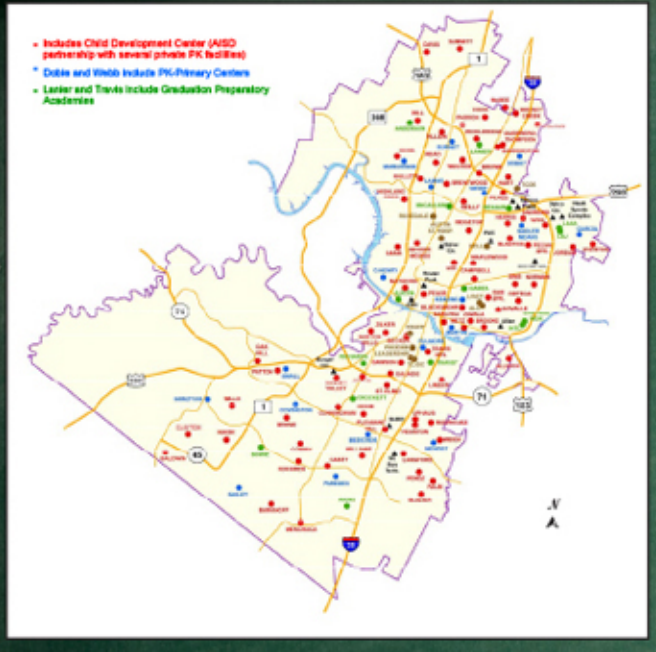

85 Elementary Schools

18 Middle Schools

17 High Schools

10 Other Campuses

13 Other Facilities

BY THE NUMBERS

- 83,591 - 2016 Student Enrollment
- 12.8 Million Building Square Footage
- 2,000+ Site Acres
- 143 Campuses & Facilities
- 600+ Portable Buildings
- 250+ Interviews Conducted with AISD Staff

PERKINS+WILL

AECOM

AUSTIN Independent School District

FACILITIES ASSESSMENT PROJECT TIMELINE

BASED ON A POSSIBLE NOVEMBER 2017 BOND ELECTION

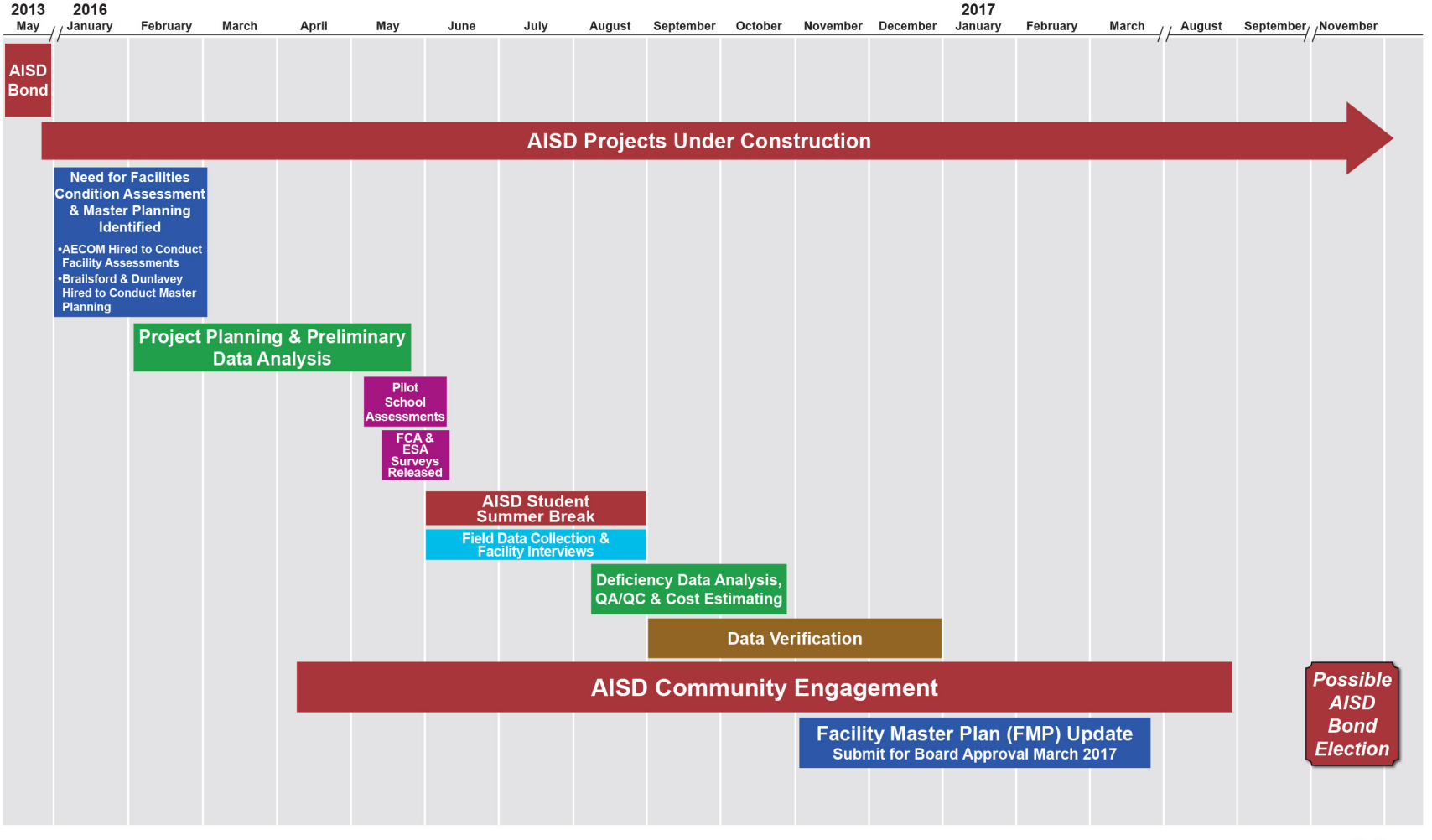

AECOM

EDUCATIONAL SUITABILITY ASSESSMENT PROCESS

Existing Data
- As-Built & Historic Drawings
- Site & Floor Plan
- Specifications

Stakeholder Surveys
- Non-Maintenance Staff
  - Principals
  - Department Heads
  - CAC representatives

Onsite Data Gathering
- Interviews with Staff
- Assessment of whole facility

Analysis
- Identify deficiency

Refinement
- Internal QA/QC
- AISD review

Deliverables
- AISD Database
- Educational Suitability Index
- Educational Suitability Assessment Report & Summary Sheet

Stakeholder Engagement Occurs



Assessment teams conducted 250+ interviews and meetings with AISD Staff and Personnel

AISD Educational Suitability Survey
https://www.surveymonkey.com/r/AISD_Educational_Suitability_Survey

AISD Cuestionario para la Condicion de Instalacion y Conveniencia Educativa
https://es.surveymonkey.com/r/AISD_Educational_Suitability_Espanol

FACILITY CONDITION ASSESSMENT PROCESS

AUSTIN Independent School District

Assessment teams conducted 250+ interviews and meetings with AISD Staff and Personnel

Stakeholder Surveys

Existing Data
- As-Built & Historic Drawings
- Deficiency Reports
- Site & Floor Plan
- Specifications

Stakeholder Surveys
- Non-Maintenance Staff
- Maintenance Staff

Onsite Data Gathering
- In-depth interviews
- Visual inspection where needed
- Inspection of whole facility
- Interviews with staff

Analysis
- Identify deficiency
- Prioritization
- Cost Estimates

Refinement
- Internal QA/QC
- AISD review

Deliverables
- AISD Database
- Facilities Condition Index
- Facility Conditions Assessment Report & Summary Sheet

Stakeholder Engagement Occurs

Typical Assessment Team

Structural Engineer • Crawl Space • Structure	Mechanical Engineer • HVAC • Sprinklers	Roofing Specialist • Roof • Gutters
Electrical Engineer • Lighting • Distribution Systems	Architect • Interiors • Exteriors • Finishes	Civil Engineer • Site Development • Parking • Play Fields

Facility Condition Assessment Score

FCA Score	Rating Description
100 - 85	The facility or site is in good overall condition, needing only minor repairs.
84 - 70	The facility or site needs moderate repairs.
69 - 50	The facility or site's systems are quickly approaching or exceeding their life expectancy.
49 - 0	The facility or site is experiencing major systems failure due to an over-extended life expectancy.

*The FCA score is equal to 100 minus the Facility Condition Index (FCI). The FCI score is equal to the cost to maintain, repair and replace deficiencies of a facility divided by the current replacemetn value of the facility.

AISD Facilities & Maintenance Staff Survey
https://www.surveymonkey.com/r/AISD_Facilities_Maintenance_Staff_Survey

Encuesta de Instalaciones y Personal de AISD
https://es.surveymonkey.com/r/AISD_Facilities_Maintenance_Staff_Espanol

AECOM

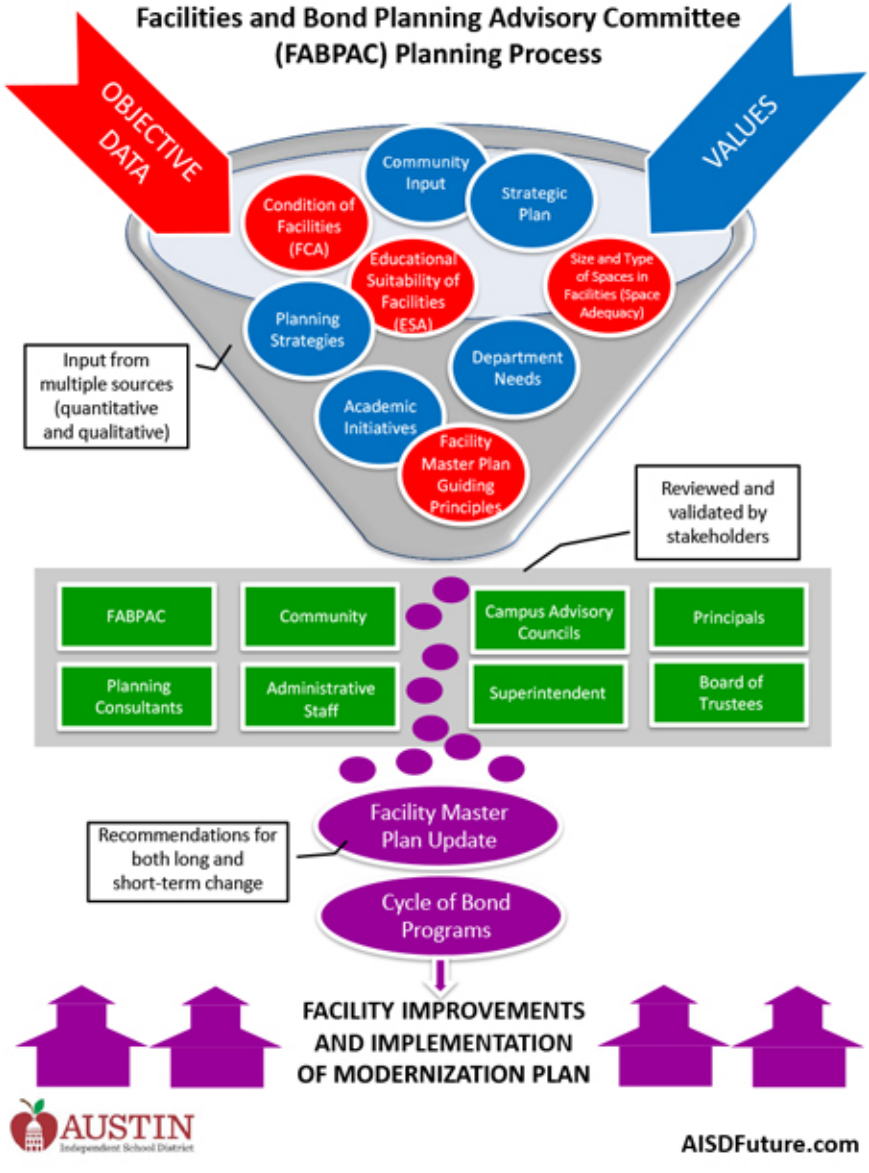
Facilities and Bond Planning Advisory Committee (FABPAC) Planning Process
OBJECTIVE DATA
VALUES
Community Input
Strategic Plan
Condition of Facilities (FCA)
Educational Suitability of Facilities (ESA)
Size and Type of Spaces in Facilities (Space Adequacy)
Planning Strategies
Department Needs
Academic Initiatives
Facility Master Plan Guiding Principles
Input from multiple sources (quantitative and qualitative)
Reviewed and validated by stakeholders
FABPAC
Community
Campus Advisory Councils
Principals
Planning Consultants
Administrative Staff
Superintendent
Board of Trustees
Facility Master Plan Update
Recommendations for both long and short-term change
Cycle of Bond Programs
FACILITY IMPROVEMENTS AND IMPLEMENTATION OF MODERNIZATION PLAN
AUSTIN
Independent School District
AISDFuture.com

2016 Facility Condition Assessment and Educational Suitability Assessment

AUSTIN Independent School District

AKINS HIGH SCHOOL
AUSTIN Independent School District

AKINS HIGH SCHOOL

Facility Site
10701 S. First St.
Austin, TX 78748

Building Area: 346,839 Square Feet
Site: 58 Acres
Date of First Construction: 2000

Assessment Timeline

Facility Condition Interview:	07/21/16
Facility Condition Field Visit:	07/21/16
Educational Suitability Interview:	07/21/16
Educational Suitability Field Visit:	07/21/16

Facility Summary

Akins High School was established in 2000, and consists of eight permanent buildings. These buildings include: the Main School Building (BLDG-017A); the Theater Building (BLDG-017B); the Gymnasium Building (BLDG-017C); the Cafeteria Building (BLDG-017D); the Greenhouse Building (BLDG-017E); the Science Building, (BLDG 017F); and the Additional Classroom Building (BLDG-017G). All buildings are connected with metal covered walkways.

Educational Suitability Assessment (ESA)

The ESA measures the degree to which the facility supports teaching and learning considering the exterior and site, academic spaces, support spaces, future-ready spaces, library and media center, security, technology, storage, fixtures, furniture and equipment, environmental quality, and controllability of lighting and HVAC systems.

ESA REPORT CARD	
Akins High School	60

Rating Scale

- Excellent 81-100
- Good 66-80
- Average 51-65
- Unsatisfactory 36-50
- Very Unsatisfactory 20-35

Assessment Area	Score
Exterior	85
General Building	60
General Academic & Elective Spaces	57
Future Ready Student Development	54
Library / Media Center	80
Security	43
Technology	50
Storage	53
Furniture, Fixtures & Equipment	53
Environmental Quality (Lighting, Odors, Pests)	64
Controllability of Systems (Lights, Temps, Blinds)	68

*The FCA and ESA scores are not a representation of the school's academic performance and does not reflect any construction or improvements performed after the assessment date.
*These are draft scores pending AISD feedback.

AISD Educational Suitability Survey - https://www.surveymonkey.com/r/AISD_Educational_Suitability_Survey

AISD Cuestionario para la Condicion de Instalacion y Conveniencia Educativa - https://www.survekymonkey.com/r/AISD_Educational_Suitability_Espanol

2016 Facility Condition Assessment and Educational Suitability Assessment

AUSTIN Independent School District

AKINS HIGH SCHOOL
AUSTIN Independent School District

Rev. 11/30/2016

Facility Condition Assessment

The FCA is a process that is used to understand the deficiencies of a facility. It is conducted by a team of architects and engineers of various disciplines. The FCA is performed using existing data, facility staff interviews, facility walk-though assessments, analysis, and cost estimating. The FCA score is equal to 100 minus the Facility Condition Index (FCI). The FCI is equal to the cost to maintain, repair and replace deficiencies of a facility divided by the current replacement value of the facility.

FCA REPORT CARD

Akins High School	81

Rating Scale:

E Excellent · G Good · A Average · P Poor · F Fail

	BLDG-017A Main School Building	BLDG-017B Theater Building	BLDG-017C Gymnasium	BLDG-017D Cafeteria	BLDG-017F Classroom Building	BLDG-017G Science Building
Mechanical / HVAC						
Mechanical / HVAC	P	P	P	P	P	A
Domestic Water Distribution	G	G	G	G	G	G
Plumbing Fixtures	G	G	G	A	A	G
Elevators & Lifts	A	N/A	N/A	N/A	N/A	N/A
Electrical						
Electrical Distribution	A	A	A	A	G	G
Lighting	A	A	G	G	A	A
Communications & Security	G	G	A	A	G	G
Fire Alarm	G	G	G	G	G	G
Fire Protection / Suppression	G	G	N/A	N/A	G	G
Exterior Architecture						
Exterior Doors	G	G	A	A	G	G
Exterior Walls	G	G	G	G	G	G
Exterior Windows	G	G	G	A	G	G
Exterior Stairs	N/A	N/A	N/A	N/A	G	N/A
Roofing	A	A	P	P	G	G
Interior Architecture						
Interior Ceiling Finishes	G	A	A	A	G	G
Interior Doors	G	G	G	G	G	G
Interior Floor Finishes	G	G	A	A	G	G
Interior Walls	G	A	G	G	G	G
Interior Wall Finishes	G	A	A	A	G	G
Interior Stairs	G	N/A	N/A	N/A	N/A	N/A

Site / Civil	
Roadways	A
Parking Lots	A
Pedestrian Paving (Sidewalks)	A
Site Development	G
Landscaping	A
Play Fields	A

Crawl Space	
Drainage Below Building	N/A
Access / Ventilation	N/A
Foundation	N/A
Exposed Pipes	N/A
Exposed Ductwork	N/A

PERKINS+WILL

AECOM

AUSTIN Independent School District

2016 Facility Condition Assessment and Educational Suitability Assessment

ALLAN FACILITY

ALLAN FACILITY

Facility Site
4900 Gonzales St.
Austin, TX 78702

Building Area: 112,679 Square Feet
Site: 20 Acres
Date of First Construction: 1957

Assessment Timeline

Facility Condition Interview:	08/23/16
Facility Condition Field Visit:	08/15/16
Educational Suitability Interview:	08/29/16
Educational Suitability Field Visit:	08/29/16

Facility Summary

Allan Elementary School was built in 1957. It consists of the Main School Building (BLDG-142A), which has administration offices, classrooms, cafeteria, library, and gymnasium; the Separate Classroom Building (BLDG-142B); and the Mechanical Building (BLDG-142C). The main building and the separate classroom building are connected by a covered walkway.

Educational Suitability Assessment (ESA)

The ESA measures the degree to which the facility supports teaching and learning considering the exterior and site, academic spaces, support spaces, future-ready spaces, library and media center, security, technology, storage, fixtures, furniture and equipment, environmental quality, and controllability of lighting and HVAC systems.

ALLAN FACILITY

- Facility is housing nonprofit organizations, STEM and a Pre-K program.
- The cafeteria, library, and gym are periodically used for large events.
- Less than 10 rooms in the facility are not in use.
- Development of STEM programs would require building renovations to add maker spaces and production labs.
- The early childhood center is run by Child Inc.
- The Pre-K program classrooms are adequate, but additional tack spaces, safety improvements, and additional showers are desired by faculty.

*The FCA and ESA scores are not a representation of the school's academic performance and does not reflect any construction or improvements performed after the assessment date.
*These are draft scores pending AISD feedback.

Links to Online Surveys:

AISD Educational Suitability Survey - https://www.surveymonkey.com/r/AISD_Educational_Suitability_Survey

AISD Cuestionario para la Condicion de Instalacion y Conveniencia Educativa - https://www.survekymonkey.com/r/AISD_Educational_Suitability_Espanol

AUSTIN Independent School District

2016 Facility Condition Assessment and Educational Suitability Assessment

ALLAN FACILITY

Rev. 11/29/2016

Facility Condition Assessment (FCA)

The FCA is a process that is used to understand the deficiencies of a facility. It is conducted by a team of architects and engineers of various disciplines. The FCA is performed using existing data, facility staff interviews, facility walk-though assessments, analysis, and cost estimating. The FCA score is equal to 100 minus the Facility Condition Index (FCI). The FCI is equal to the cost to maintain, repair and replace deficiencies of a facility divided by the current replacement value of the facility.

FCA REPORT CARD	
Allan Facility	63

Rating Scale: E Excellent, G Good, A Average, P Poor, F Fail

	BLDG-142A Main School Building	BLDG-142B Separate Classroom Building	BLDG-142C Mechanical Building
Mechanical / HVAC			
Mechanical / HVAC	A	A	G
Domestic Water Distribution	G	N/A	N/A
Plumbing Fixtures	G	A	N/A
Elevators & Lifts	G	N/A	N/A
Electrical			
Electrical Distribution	A	A	G
Lighting	A	G	A
Communications & Security	G	G	N/A
Fire Alarm	G	G	N/A
Fire Protection / Suppression	A	A	N/A
Exterior Architecture			
Exterior Doors	G	G	G
Exterior Walls	A	G	A
Exterior Windows	G	A	N/A
Exterior Stairs	N/A	N/A	N/A
Roofing	G	G	G
Interior Architecture			
Interior Ceiling Finishes	A	G	P
Interior Doors	A	G	N/A
Interior Floor Finishes	G	G	G
Interior Walls	G	G	A
Interior Wall Finishes	G	G	A
Interior Stairs	G	N/A	N/A

Site / Civil	
Roadways	P
Parking Lots	G
Pedestrian Paving (Sidewalks)	G
Site Development	G
Landscaping	G
Play Fields	G

Crawl Space	
Drainage Below Building	N/A
Access / Ventilation	N/A
Foundation	N/A
Exposed Pipes	N/A
Exposed Ductwork	N/A

PERKINS+WILL

AECOM

AUSTIN Independent School District

2016 Facility Condition Assessment and Educational Suitability Assessment

ALLISON ELEMENTARY SCHOOL

ALLISON ELEMENTARY SCHOOL

Facility Site
515 Vargas Road
Austin, TX 78741

Building Area: 61,426 Square Feet
Site: 11 Acres
Date of First Construction: 1955

Assessment Timeline

Facility Condition Interview:	07/28/16
Facility Condition Field Visit:	07/25/16
Educational Suitability Interview:	07/28/16
Educational Suitability Field Visit:	07/11/16

Facility Summary

Allison Elementary School was first established in 1955, and consists of one permanent campus building. The Main School Building (BLDG-101A) includes administration offices, classrooms, cafeteria, and gymnasium. There are exterior covered walkways to access two of the classroom wings. There was an addition in 1975 that added the classrooms on the west side of the 100-wing.

Facility Condition Assessment (FCA)

The FCA is a process that is used to understand the deficiencies of a facility. It is conducted by a team of architects and engineers of various disciplines. The FCA is performed using existing data, facility staff interviews, facility walk-though assessments, analysis, and cost estimating.

FCA REPORT CARD	
Allison Elementary School	44

*The FCA score is equal to 100 minus the Facility Condition Index (FCI). The FCI is equal to the cost to maintain, repair and replace deficiencies of a facility divided by the current replacement value of the facility.

Educational Suitability Assessment (ESA)

The ESA measures the degree to which the facility supports teaching and learning considering the exterior and site, academic spaces, support spaces, future-ready spaces, library and media center, security, technology, storage, fixtures, furniture and equipment, environmental quality, and controllability of lighting and HVAC systems.

ESA REPORT CARD	
Allison Elementary School	50

*The FCA and ESA scores are not a representation of the school's academic performance and does not reflect any construction or improvements performed after the assessment date.
*These are draft scores pending AISD feedback.

Links to Online Surveys:

AISD Educational Suitability Survey - https://www.surveymonkey.com/r/AISD_Educational_Suitability_Survey

AISD Cuestionario para la Condicion de Instalacion y Conveniencia Educativa - https://www.survekymonkey.com/r/AISD_Educational_Suitability_Espanol

AUSTIN Independent School District

2016 Facility Condition Assessment and Educational Suitability Assessment

ALLISON ELEMENTARY SCHOOL

Rev. 11/22/2016

Facility Condition Assessment

Rating Scale: E Excellent; G Good; A Average; P Poor; F Fail

	BLDG-101A Main School Building
Mechanical / HVAC	
Mechanical / HVAC	A
Domestic Water Distribution	A
Plumbing Fixtures	A
Elevators & Lifts	N/A
Electrical	
Electrical Distribution	A
Lighting	A
Communications & Security	G
Fire Alarm	G
Fire Protection / Suppression	A
Exterior Architecture	
Exterior Doors	A
Exterior Walls	A
Exterior Windows	P
Exterior Stairs	N/A
Roofing	A
Interior Architecture	
Interior Ceiling Finishes	A
Interior Doors	A
Interior Floor Finishes	A
Interior Walls	A
Interior Wall Finishes	A
Interior Stairs	N/A

Site / Civil	
Roadways	G
Parking Lots	G
Pedestrian Paving (Sidewalks)	G
Site Development	A
Landscaping	A
Play Fields	G

Crawl Space	
Drainage Below Building	N/A
Access / Ventilation	N/A
Foundation	N/A
Exposed Pipes	N/A
Exposed Ductwork	N/A

Education Suitability Assessment

Rating Scale

- **Excellent** 81-100
- **Good** 66-80
- **Average** 51-65
- **Unsatisfactory** 36-50
- **Very Unsatisfactory** 20-35

Assessment Area	Score
Exterior	46
General Building	57
General Academic & Elective Spaces	52
Future Ready Student Development	48
Library / Media Center	69
Security	37
Technology	40
Storage	33
Furniture, Fixtures & Equipment	55
Environmental Quality (Lighting, Odors, Pests)	44
Controllability of Systems (Lights, Temps, Blinds)	52

PERKINS+WILL

AECOM

2016 Facility Condition Assessment and Educational Suitability Assessment

ANDERSON HIGH SCHOOL

Facility Site
8403 Mesa Drive
Austin, TX 78759

Building Area: 323,935 Square Feet
Site: 39 Acres
Date of First Construction: 1973

Assessment Timeline

Facility Condition Interview:	06/16/16
Facility Condition Field Visit:	06/21/16
Educational Suitability Interview:	06/16/16
Educational Suitability Field Visit:	06/16/16

Facility Summary

Anderson High School was established in 1973, and consists of two primary buildings along with three additional campus buildings. These permanent campus buildings include the Main School Building (BLDG-009A), the Gymnasiums, Theater, Band Halls, Cafeteria, and Art Building (BLDG-009B), the Library (BLDG-009C), the Science Classroom Building (BLDG-009D) and the Applied Technology Building (BLDG-009E).

Facility Condition Assessment (FCA)

The FCA is a process that is used to understand the deficiencies of a facility. It is conducted by a team of architects and engineers of various disciplines. The FCA is performed using existing data, facility staff interviews, facility walk-though assessments, analysis, and cost estimating.

FCA REPORT CARD	
Anderson High School	81

*The FCA score is equal to 100 minus the Facility Condition Index (FCI). The FCI is equal to the cost to maintain, repair and replace deficiencies of a facility divided by the current replacement value of the facility.

Educational Suitability Assessment (ESA)

The ESA measures the degree to which the facility supports teaching and learning considering the exterior and site, academic spaces, support spaces, future-ready spaces, library and media center, security, technology, storage, fixtures, furniture and equipment, environmental quality, and controllability of lighting and HVAC systems.

ESA REPORT CARD	
Anderson High School	64

*The FCA and ESA scores are not a representation of the school's academic performance and does not reflect any construction or improvements performed after the assessment date.
*These are draft scores pending AISD feedback.

Links to Online Surveys:

AISD Educational Suitability Survey - https://www.surveymonkey.com/r/AISD_Educational_Suitability_Survey

AISD Cuestionario para la Condicion de Instalacion y Conveniencia Educativa - https://www.survekymonkey.com/r/AISD_Educational_Suitability_Espanol

2016 Facility Condition Assessment and Educational Suitability Assessment

AUSTIN Independent School District

ANDERSON HIGH SCHOOL
AUSTIN Independent School District

Rev. 11/30/2016

Facility Condition Assessment

Rating Scale: E Excellent, G Good, A Average, P Poor, F Fail

	BLDG-009A Main School Building	BLDG-009B Classroom Building	BLDG-009C Library	BLDG-009D Science Building	BLDG-009E Applied Tech. Bldg.
Mechanical / HVAC					
Mechanical / HVAC	A	A	A	E	E
Domestic Water Distribution	G	A	G	E	E
Plumbing Fixtures	G	G	G	E	E
Elevators & Lifts	G	N/A	N/A	N/A	N/A
Electrical					
Electrical Distribution	A	A	G	E	E
Lighting	G	A	G	E	E
Communications & Security	G	G	G	N/A	E
Fire Alarm	G	G	G	E	E
Fire Protection / Suppression	G	A	G	E	E
Exterior Architecture					
Exterior Doors	A	A	G	E	E
Exterior Walls	G	G	G	E	E
Exterior Windows	G	G	G	E	E
Exterior Stairs	G	N/A	N/A	N/A	N/A
Roofing	G	A	G	G	E
Interior Architecture					
Interior Ceiling Finishes	A	A	E	E	E
Interior Doors	G	G	G	E	E
Interior Floor Finishes	G	G	G	E	E
Interior Walls	G	G	G	E	E
Interior Wall Finishes	G	G	G	E	E
Interior Stairs	G	N/A	N/A	N/A	N/A

Site / Civil	
Roadways	A
Parking Lots	A
Pedestrian Paving (Sidewalks)	A
Site Development	G
Landscaping	A
Play Fields	A

Crawl Space (BLDG-009A)	
Drainage Below Building	A
Access / Ventilation	A
Foundation	A
Exposed Pipes	A
Exposed Ductwork	G

Education Suitability Assessment

Rating Scale

- **Excellent** 81-100
- **Good** 66-80
- **Average** 51-65
- **Unsatisfactory** 36-50
- **Very Unsatisfactory** 20-35

Assessment Area	Score
Exterior	66
General Building	63
General Academic & Elective Spaces	66
Future Ready Student Development	64
Library / Media Center	91
Security	49
Technology	40
Storage	60
Furniture, Fixtures & Equipment	67
Environmental Quality (Lighting, Odors, Pests)	60
Controllability of Systems (Lights, Temps, Blinds)	36

PERKINS+WILL

AECOM

AUSTIN Independent School District

2016 Facility Condition Assessment and Educational Suitability Assessment

ANDREWS ELEMENTARY SCHOOL
AUSTIN Independent School District

ANDREWS ELEMENTARY SCHOOL

Facility Site

6801 Northeast Drive
Austin, TX 78723

Building Area: 60,032 Square Feet
Site: 8 Acres
Date of First Construction: 1962

Assessment Timeline

Facility Condition Interview:	07/13/16
Educational Suitability Interview:	07/13/16
Facility Condition Field Visit:	07/11/16
Educational Suitability Field Visit:	07/13/16



Facility Summary

Andrews Elementary School was first established in 1962, and consists of two permanent buildings. The Main School Building (BLDG-102A) and the Separate Gymnasium (BLDG-102B). The buildings are connected by an exterior covered concrete sidewalk.

Facility Condition Assessment (FCA)

The FCA is a process that is used to understand the deficiencies of a facility. It is conducted by a team of architects and engineers of various disciplines. The FCA is performed using existing data, facility staff interviews, facility walk-though assessments, analysis, and cost estimating.

FCA REPORT CARD	
Andrews Elementary School	62

*The FCA score is equal to 100 minus the Facility Condition Index (FCI). The FCI is equal to the cost to maintain, repair and replace deficiencies of a facility divided by the current replacement value of the facility.

Educational Suitability Assessment (ESA)

The ESA measures the degree to which the facility supports teaching and learning considering the exterior and site, academic spaces, support spaces, future-ready spaces, library and media center, security, technology, storage, fixtures, furniture and equipment, environmental quality, and controllability of lighting and HVAC systems.

ESA REPORT CARD	
Andrews Elementary School	59

*The FCA and ESA scores are not a representation of the school's academic performance and does not reflect any construction or improvements performed after the assessment date. This is a draft score pending AISD feedback.

Links to Online Surveys:

AISD Educational Suitability Survey - https://www.surveymonkey.com/r/AISD_Educational_Suitability_Survey

AISD Cuestionario para la Condicion de Instalacion y Conveniencia Educativa - https://www.survekymonkey.com/r/AISD_Educational_Suitability_Espanol

PERKINS+WILL

AECOM

Rev. 11/21/2016

2016 Facility Condition Assessment and Educational Suitability Assessment

AUSTIN Independent School District

ANDREWS ELEMENTARY SCHOOL
AUSTIN Independent School District

Rev. 11/21/2016

Facility Condition Assessment

Rating Scale: E Excellent · G Good · A Average · P Poor · F Fail

	BLDG-102A Main School Building	BLDG-102B Separate Gymnasium
Mechanical / HVAC		
Mechanical / HVAC	A	G
Domestic Water Distribution	A	G
Plumbing Fixtures	A	A
Elevators & Lifts	E	N/A
Electrical		
Electrical Distribution	A	A
Lighting	A	A
Communications & Security	G	G
Fire Alarm	G	G
Fire Protection / Suppression	G	G
Exterior Architecture		
Exterior Doors	P	P
Exterior Walls	G	G
Exterior Windows	A	P
Exterior Stairs	G	N/A
Roofing	P	F
Interior Architecture		
Interior Ceiling Finishes	A	A
Interior Doors	A	A
Interior Floor Finishes	G	G
Interior Walls	A	G
Interior Wall Finishes	A	E
Interior Stairs	G	N/A

Site / Civil	
Roadways	G
Parking Lots	A
Pedestrian Paving (Sidewalks)	G
Site Development	P
Landscaping	A
Play Fields	N/A

Crawl Space	
Drainage Below Building	N/A
Access / Ventilation	N/A
Foundation	N/A
Exposed Pipes	N/A
Exposed Ductwork	N/A

Education Suitability Assessment

Rating Scale

- **Excellent** 81-100
- **Good** 66-80
- **Average** 51-65
- **Unsatisfactory** 36-50
- **Very Unsatisfactory** 20-35

Assessment Area	Score
Exterior	57
General Building	60
General Academic & Elective Spaces	54
Future Ready Student Development	45
Library / Media Center	100
Security	68
Technology	50
Storage	33
Furniture, Fixtures & Equipment	67
Environmental Quality (Lighting, Odors, Pests)	64
Controllability of Systems (Lights, Temps, Blinds)	44

PERKINS+WILL

AECOM

2016 Facility Condition Assessment and Educational Suitability Assessment

ANN RICHARDS YOUNG WOMEN'S LEADERSHIP ACADEMY

Facility Site
2206 Prather Lane
Austin, TX 78704

Building Area: 123,686 Square Feet
Site: 15 Acres
Date of First Construction: 1958

Assessment Timeline

Facility Condition Interview:	07/25/16
Facility Condition Field Visit:	07/11/16
Educational Suitability Interview:	08/08/16
Educational Suitability Field Visit:	08/08/16

Facility Summary

The Ann Richards School YWLA (Young Women's Leadership Academy) campus (grades 6-12) (originally named Porter Middle School) was constructed in 1958 and consists of the primary school along with two additional campus buildings. These permanent campus buildings include the Main School Building (BLDG-028A), the Mechanical Building (BLDG-028B), and the Separate Band Hall (BLDG-028C). The buildings are connected to one another by an exterior covered concrete sidewalk.

Facility Condition Assessment (FCA)

The FCA is a process that is used to understand the deficiencies of a facility. It is conducted by a team of architects and engineers of various disciplines. The FCA is performed using existing data, facility staff interviews, facility walk-though assessments, analysis, and cost estimating.

FCA REPORT CARD	
Ann Richards YWLA	27

*The FCA score is equal to 100 minus the Facility Condition Index (FCI). The FCI is equal to the cost to maintain, repair and replace deficiencies of a facility divided by the current replacement value of the facility.

Educational Suitability Assessment (ESA)

The ESA measures the degree to which the facility supports teaching and learning considering the exterior and site, academic spaces, support spaces, future-ready spaces, library and media center, security, technology, storage, fixtures, furniture and equipment, environmental quality, and controllability of lighting and HVAC systems.

ESA REPORT CARD	
Ann Richards YWLA	47

*The FCA and ESA scores are not a representation of the school's academic performance and does not reflect any construction or improvements performed after the assessment date.
*These are draft scores pending AISD feedback.

Links to Online Surveys:

AISD Educational Suitability Survey - https://www.surveymonkey.com/r/AISD_Educational_Suitability_Survey

AISD Cuestionario para la Condicion de Instalacion y Conveniencia Educativa - https://www.survekymonkey.com/r/AISD_Educational_Suitability_Espanol

2016 Facility Condition Assessment and Educational Suitability Assessment

AUSTIN Independent School District

ANN RICHARDS SCHOOL FOR YOUNG WOMEN LEADERS
AUSTIN Independent School District

Rev. 11/22/2016

Facility Condition Assessment

Rating Scale: E Excellent, G Good, A Average, P Poor, F Fail

	BLDG-028A Main School Building	BLDG-028B Mechanical Building	BLDG-028C Separate Band Hall
Mechanical / HVAC			
Mechanical / HVAC	P	P	A
Domestic Water Distribution	P	N/A	N/A
Plumbing Fixtures	P	N/A	A
Elevators & Lifts	G	N/A	N/A
Electrical			
Electrical Distribution	A	A	G
Lighting	A	P	A
Communications & Security	A	A	G
Fire Alarm	A	P	G
Fire Protection / Suppression	G	A	A
Exterior Architecture			
Exterior Doors	A	A	G
Exterior Walls	A	A	A
Exterior Windows	A	N/A	G
Exterior Stairs	G	N/A	N/A
Roofing	P	A	G
Interior Architecture			
Interior Ceiling Finishes	A	A	G
Interior Doors	A	N/A	G
Interior Floor Finishes	A	A	A
Interior Walls	G	N/A	G
Interior Wall Finishes	G	A	G
Interior Stairs	G	N/A	N/A

Site / Civil	
Roadways	P
Parking Lots	A
Pedestrian Paving (Sidewalks)	F
Site Development	G
Landscaping	F
Play Fields	F

Crawl Space (BLDG-028A)	
Drainage Below Building	A
Access / Ventilation	A
Foundation	A
Exposed Pipes	P
Exposed Ductwork	N/A

Education Suitability Assessment

Rating Scale

- **Excellent** 81-100
- **Good** 66-80
- **Average** 51-65
- **Unsatisfactory** 36-50
- **Very Unsatisfactory** 20-35

Assessment Area	Score
Exterior	62
General Building	53
General Academic & Elective Spaces	38
Future Ready Student Development	40
Library / Media Center	45
Security	51
Technology	40
Storage	47
Furniture, Fixtures & Equipment	40
Environmental Quality (Lighting, Odors, Pests)	72
Controllability of Systems (Lights, Temps, Blinds)	60

PERKINS+WILL

AECOM

2016 Facility Condition Assessment and Educational Suitability Assessment

AUSTIN Independent School District

AUSTIN HIGH SCHOOL
AUSTIN Independent School District

AUSTIN HIGH SCHOOL

Facility Site
1715 W. Cesar Chavez St.
Austin, TX 78703

Building Area: 340,540 Square Feet
Site: 44 Acres
Date of First Construction: 1975

Assessment Timeline

Facility Condition Interview:	06/23/16
Facility Condition Field Visit:	05/17/16
Educational Suitability Interview:	06/23/16
Educational Suitability Field Visit:	06/23/16

Facility Summary

Austin High School was first established in 1881, but was relocated to its current location in 1975. The school grounds consist of a single main building housing classrooms, laboratory facilities, cafeteria and kitchen, gymnasium, theater, administration offices, and restrooms/locker rooms. The campus also houses a separate theater building that was constructed in 2000 as an expansion to the existing campus.

Facility Condition Assessment (FCA)

The FCA is a process that is used to understand the deficiencies of a facility. It is conducted by a team of architects and engineers of various disciplines. The FCA is performed using existing data, facility staff interviews, facility walk-though assessments, analysis, and cost estimating.

FCA REPORT CARD	
Austin High School	61

*The FCA score is equal to 100 minus the Facility Condition Index (FCI). The FCI is equal to the cost to maintain, repair and replace deficiencies of a facility divided by the current replacement value of the facility.

Educational Suitability Assessment (ESA)

The ESA measures the degree to which the facility supports teaching and learning considering the exterior and site, academic spaces, support spaces, future-ready spaces, library and media center, security, technology, storage, fixtures, furniture and equipment, environmental quality, and controllability of lighting and HVAC systems.

ESA REPORT CARD	
Austin High School	60

*The FCA and ESA scores are not a representation of the school's academic performance and does not reflect any construction or improvements performed after the assessment date.
*These are draft scores pending AISD feedback.

Links to Online Surveys:

AISD Educational Suitability Survey - https://www.surveymonkey.com/r/AISD_Educational_Suitability_Survey

AISD Cuestionario para la Condicion de Instalacion y Conveniencia Educativa - https://www.survekymonkey.com/r/AISD_Educational_Suitability_Espanol

2016 Facility Condition Assessment and Educational Suitability Assessment

AUSTIN Independent School District

AUSTIN HIGH SCHOOL
AUSTIN Independent School District

Rev. 11/22/2016

Facility Condition Assessment

Rating Scale: E Excellent · G Good · A Average · P Poor · F Fail

	BLDG-002A Main School Building	BLDG-002B Theater Building
Mechanical / HVAC		
Mechanical / HVAC	A	G
Domestic Water Distribution	A	G
Plumbing Fixtures	A	G
Elevators & Lifts	A	N/A
Electrical		
Electrical Distribution	A	G
Lighting	A	G
Communications & Security	G	N/A
Fire Alarm	G	G
Fire Protection / Suppression	G	G
Exterior Architecture		
Exterior Doors	G	A
Exterior Walls	G	G
Exterior Windows	P	G
Exterior Stairs	G	N/A
Roofing	P	P
Interior Architecture		
Interior Ceiling Finishes	A	A
Interior Doors	G	G
Interior Floor Finishes	A	A
Interior Walls	G	G
Interior Wall Finishes	A	G
Interior Stairs	A	G

Site / Civil	
Roadways	A
Parking Lots	A
Pedestrian Paving (Sidewalks)	N/A
Site Development	A
Landscaping	A
Play Fields	A

Crawl Space (BLDG-002A)	
Drainage Below Building	A
Access / Ventilation	A
Foundation	G
Exposed Pipes	A
Exposed Ductwork	N/A

Education Suitability Assessment

Rating Scale

- **Excellent** 81-100
- **Good** 66-80
- **Average** 51-65
- **Unsatisfactory** 36-50
- **Very Unsatisfactory** 20-35

Assessment Area	Score
Exterior	55
General Building	47
General Academic & Elective Spaces	58
Future Ready Student Development	66
Library / Media Center	62
Security	45
Technology	60
Storage	60
Furniture, Fixtures & Equipment	67
Environmental Quality (Lighting, Odors, Pests)	64
Controllability of Systems (Lights, Temps, Blinds)	68

PERKINS+WILL

AECOM

AUSTIN Independent School District

2016 Facility Condition Assessment and Educational Suitability Assessment

BAILEY MIDDLE SCHOOL AUSTIN Independent School District

BAILEY MIDDLE SCHOOL

Facility Site
4020 Lost Oasis Hollow
Austin, TX 78739

Building Area: 149,970 Square Feet
Site: 41 Acres
Date of First Construction: 1993

Assessment Timeline

Facility Condition Interview:	08/08/16
Facility Condition Field Visit:	08/08/16
Educational Suitability Interview:	08/08/16
Educational Suitability Field Visit:	08/08/16

Facility Summary

Bailey Middle School was established in 1993, and consists of a single main building (BLDG-059A). This permanent campus building includes administration offices, classrooms, cafeteria, and gymnasium.

Facility Condition Assessment (FCA)

The FCA is a process that is used to understand the deficiencies of a facility. It is conducted by a team of architects and engineers of various disciplines. The FCA is performed using existing data, facility staff interviews, facility walk-though assessments, analysis, and cost estimating.

FCA REPORT CARD	
Bailey Middle School	63

*The FCA score is equal to 100 minus the Facility Condition Index (FCI). The FCI is equal to the cost to maintain, repair and replace deficiencies of a facility divided by the current replacement value of the facility.

Educational Suitability Assessment (ESA)

The ESA measures the degree to which the facility supports teaching and learning considering the exterior and site, academic spaces, support spaces, future-ready spaces, library and media center, security, technology, storage, fixtures, furniture and equipment, environmental quality, and controllability of lighting and HVAC systems.

ESA REPORT CARD	
Bailey Middle School	62

*The FCA and ESA scores are not a representation of the school's academic performance and does not reflect any construction or improvements performed after the assessment date.
*These are draft scores pending AISD feedback.

Links to Online Surveys:

AISD Educational Suitability Survey - https://www.surveymonkey.com/r/AISD_Educational_Suitability_Survey

AISD Cuestionario para la Condicion de Instalacion y Conveniencia Educativa - https://www.survekymonkey.com/r/AISD_Educational_Suitability_Espanol

2016 Facility Condition Assessment and Educational Suitability Assessment

AUSTIN Independent School District

BAILEY MIDDLE SCHOOL
AUSTIN Independent School District

Rev. 11/22/2016

Facility Condition Assessment

Rating Scale: E Excellent · G Good · A Average · P Poor · F Fail

	BLDG-059A Main School Building
Mechanical / HVAC	
Mechanical / HVAC	A
Domestic Water Distribution	A
Plumbing Fixtures	A
Elevators & Lifts	G
Electrical	
Electrical Distribution	G
Lighting	A
Communications & Security	G
Fire Alarm	G
Fire Protection / Suppression	A
Exterior Architecture	
Exterior Doors	A
Exterior Walls	A
Exterior Windows	A
Exterior Stairs	G
Roofing	A
Interior Architecture	
Interior Ceiling Finishes	A
Interior Doors	A
Interior Floor Finishes	G
Interior Walls	G
Interior Wall Finishes	G
Interior Stairs	G

Site / Civil	
Roadways	A
Parking Lots	A
Pedestrian Paving (Sidewalks)	A
Site Development	G
Landscaping	A
Play Fields	A

Crawl Space	
Drainage Below Building	N/A
Access / Ventilation	N/A
Foundation	N/A
Exposed Pipes	N/A
Exposed Ductwork	N/A

Education Suitability Assessment

Rating Scale

- **Excellent** 81-100
- **Good** 66-80
- **Average** 51-65
- **Unsatisfactory** 36-50
- **Very Unsatisfactory** 20-35

Assessment Area	Score
Exterior	74
General Building	80
General Academic & Elective Spaces	65
Future Ready Student Development	45
Library / Media Center	73
Security	57
Technology	50
Storage	33
Furniture, Fixtures & Equipment	60
Environmental Quality (Lighting, Odors, Pests)	88
Controllability of Systems (Lights, Temps, Blinds)	52

PERKINS+WILL

AECOM

2016 Facility Condition Assessment and Educational Suitability Assessment

BALDWIN ELEMENTARY SCHOOL

Facility Site
12200 Meridian Park Blvd
Austin, TX 78739

Building Area: 86,896 Square Feet
Site: 14 Acres
Date of First Construction: 2010

Assessment Timeline

Facility Condition Interview:	08/02/16
Facility Condition Field Visit:	08/02/16
Educational Suitability Interview:	09/12/16
Educational Suitability Field Visit:	07/18/16

Facility Summary



Baldwin Elementary School was first established in 2010, and constists of one permanent campus building. The Main School Building (BLDG-187A) consists of administrative offices, classrooms, kitchen, cafeteria and gymnasium.

Facility Condition Assessment (FCA)

The FCA is a process that is used to understand the deficiencies of a facility. It is conducted by a team of architects and engineers of various disciplines. The FCA is performed using existing data, facility staff interviews, facility walk-though assessments, analysis, and cost estimating.

FCA REPORT CARD	
Baldwin Elementary School	91

*The FCA score is equal to 100 minus the Facility Condition Index (FCI). The FCI is equal to the cost to maintain, repair and replace deficiencies of a facility divided by the current replacement value of the facility.

Educational Suitability Assessment (ESA)

The ESA measures the degree to which the facility supports teaching and learning considering the exterior and site, academic spaces, support spaces, future-ready spaces, library and media center, security, technology, storage, fixtures, furniture and equipment, environmental quality, and controllability of lighting and HVAC systems.

ESA REPORT CARD	
Baldwin Elementary School	75

*The FCA and ESA scores are not a representation of the school's academic performance and does not reflect any construction or improvements performed after the assessment date.
*These are draft scores pending AISD feedback.

Links to Online Surveys:

AISD Educational Suitability Survey - https://www.surveymonkey.com/r/AISD_Educational_Suitability_Survey

AISD Cuestionario para la Condicion de Instalacion y Conveniencia Educativa - https://www.survekymonkey.com/r/AISD_Educational_Suitability_Espanol

2016 Facility Condition Assessment and Educational Suitability Assessment

AUSTIN Independent School District

BALDWIN ELEMENTARY SCHOOL
AUSTIN Independent School District

Rev. 12/13/2016

Facility Condition Assessment

Rating Scale: E Excellent · G Good · A Average · P Poor · F Fail

	BLDG-187A Main School Building
Mechanical / HVAC	
Mechanical / HVAC	G
Domestic Water Distribution	G
Plumbing Fixtures	G
Elevators & Lifts	G
Electrical	
Electrical Distribution	G
Lighting	G
Communications & Security	G
Fire Alarm	G
Fire Protection / Suppression	G
Exterior Architecture	
Exterior Doors	G
Exterior Walls	G
Exterior Windows	G
Exterior Stairs	G
Roofing	G
Interior Architecture	
Interior Ceiling Finishes	G
Interior Doors	G
Interior Floor Finishes	G
Interior Walls	G
Interior Wall Finishes	G
Interior Stairs	G

Site / Civil	
Roadways	G
Parking Lots	G
Pedestrian Paving (Sidewalks)	G
Site Development	G
Landscaping	G
Play Fields	A

Crawl Space	
Drainage Below Building	N/A
Access / Ventilation	N/A
Foundation	N/A
Exposed Pipes	N/A
Exposed Ductwork	N/A

Education Suitability Assessment

Rating Scale

- **Excellent** 81-100
- **Good** 66-80
- **Average** 51-65
- **Unsatisfactory** 36-50
- **Very Unsatisfactory** 20-35

Assessment Area	Score
Exterior	69
General Building	100
General Academic & Elective Spaces	58
Future Ready Student Development	98
Library / Media Center	89
Security	69
Technology	90
Storage	60
Furniture, Fixtures & Equipment	58
Environmental Quality (Lighting, Odors, Pests)	80
Controllability of Systems (Lights, Temps, Blinds)	76

PERKINS+WILL

AECOM

AUSTIN Independent School District

2016 Facility Condition Assessment and Educational Suitability Assessment

BARANOFF ELEMENTARY SCHOOL AUSTIN Independent School District

BARANOFF ELEMENTARY SCHOOL

Facility Site
12009 Buckingham Gate Rd.
Austin, TX 78748

Building Area: 80,088 Square Feet
Site: 16 Acres
Date of First Construction: 1999

Assessment Timeline

Facility Condition Interview:	07/19/16
Facility Condition Field Visit:	07/19/16
Educational Suitability Interview:	07/19/16
Educational Suitability Field Visit:	07/19/16

Facility Summary

Baranoff Elementary School was first established in 1999, and consists of two permanent buildings. The Main School Building (BLDG-182A) houses the classrooms, cafeteria, and gymnasium. The Separate Classroom Building (BLDG-182B) supports classroom activities. The buildings are connected to one another by covered sidewalks.

Facility Condition Assessment (FCA)

The FCA is a process that is used to understand the deficiencies of a facility. It is conducted by a team of architects and engineers of various disciplines. The FCA is performed using existing data, facility staff interviews, facility walk-though assessments, analysis, and cost estimating.

FCA REPORT CARD	
Baranoff Elementary School	60

*The FCA score is equal to 100 minus the Facility Condition Index (FCI). The FCI is equal to the cost to maintain, repair and replace deficiencies of a facility divided by the current replacement value of the facility.

Educational Suitability Assessment (ESA)

The ESA measures the degree to which the facility supports teaching and learning considering the exterior and site, academic spaces, support spaces, future-ready spaces, library and media center, security, technology, storage, fixtures, furniture and equipment, environmental quality, and controllability of lighting and HVAC systems.

ESA REPORT CARD	
Baranoff Elementary School	69

*The FCA and ESA scores are not a representation of the school's academic performance and does not reflect any construction or improvements performed after the assessment date.
*These are draft scores pending AISD feedback.

Links to Online Surveys:

AISD Educational Suitability Survey - https://www.surveymonkey.com/r/AISD_Educational_Suitability_Survey

AISD Cuestionario para la Condicion de Instalacion y Conveniencia Educativa - https://www.survekymonkey.com/r/AISD_Educational_Suitability_Espanol

2016 Facility Condition Assessment and Educational Suitability Assessment

AUSTIN Independent School District

BARANOFF ELEMENTARY SCHOOL
AUSTIN Independent School District

Rev. 11/21/2016

Facility Condition Assessment

Rating Scale: E Excellent · G Good · A Average · P Poor · F Fail

	BLDG-182A Main School Building	BLDG-182B Separate Classroom Building
Mechanical / HVAC		
Mechanical / HVAC	A	G
Domestic Water Distribution	A	G
Plumbing Fixtures	G	G
Elevators & Lifts	N/A	N/A
Electrical		
Electrical Distribution	G	G
Lighting	A	G
Communications & Security	A	G
Fire Alarm	G	G
Fire Protection / Suppression	G	G
Exterior Architecture		
Exterior Doors	A	G
Exterior Walls	A	G
Exterior Windows	A	G
Exterior Stairs	N/A	N/A
Roofing	A	G
Interior Architecture		
Interior Ceiling Finishes	A	G
Interior Doors	A	G
Interior Floor Finishes	A	G
Interior Walls	A	G
Interior Wall Finishes	A	G
Interior Stairs	N/A	N/A

Site / Civil	
Roadways	A
Parking Lots	G
Pedestrian Paving (Sidewalks)	G
Site Development	G
Landscaping	A
Play Fields	A

Crawl Space	
Drainage Below Building	N/A
Access / Ventilation	N/A
Foundation	N/A
Exposed Pipes	N/A
Exposed Ductwork	N/A

Education Suitability Assessment

Rating Scale

- **Excellent** 81-100
- **Good** 66-80
- **Average** 51-65
- **Unsatisfactory** 36-50
- **Very Unsatisfactory** 20-35

Assessment Area	Score
Exterior	74
General Building	73
General Academic & Elective Spaces	72
Future Ready Student Development	58
Library / Media Center	85
Security	62
Technology	60
Storage	73
Furniture, Fixtures & Equipment	58
Environmental Quality (Lighting, Odors, Pests)	72
Controllability of Systems (Lights, Temps, Blinds)	60

PERKINS+WILL

AECOM

2016 Facility Condition Assessment and Educational Suitability Assessment

AUSTIN Independent School District

BARRINGTON ELEMENTARY SCHOOL
AUSTIN Independent School District

BARRINGTON ELEMENTARY SCHOOL

Facility Site

400 Cooper Drive
Austin, TX 78752

Building Area: 66,046 Square Feet
Site: 12 Acres
Date of First Construction: 1969

Assessment Timeline

Facility Condition Interview:	08/02/16
Facility Condition Field Visit:	08/08/16
Educational Suitability Interview:	08/02/16
Educational Suitability Field Visit:	08/02/16



Facility Summary

Barrington Elementary was first established in 1969. There are three permanent structures on the campus, the Main School Building (BLDG-149A), the Separate Classroom and Library Building (BLDG-149B), and another Separate Classroom Building (BLDG-149D). These buildings are connected by covered walkways.

Facility Condition Assessment (FCA)

The FCA is a process that is used to understand the deficiencies of a facility. It is conducted by a team of architects and engineers of various disciplines. The FCA is performed using existing data, facility staff interviews, facility walk-though assessments, analysis, and cost estimating.

FCA REPORT CARD	
Barrington Elementary School	60

*The FCA score is equal to 100 minus the Facility Condition Index (FCI). The FCI is equal to the cost to maintain, repair and replace deficiencies of a facility divided by the current replacement value of the facility.

Educational Suitability Assessment (ESA)

The ESA measures the degree to which the facility supports teaching and learning considering the exterior and site, academic spaces, support spaces, future-ready spaces, library and media center, security, technology, storage, fixtures, furniture and equipment, environmental quality, and controllability of lighting and HVAC systems.

ESA REPORT CARD	
Barrington Elementary School	45

*The FCA and ESA scores are not a representation of the school's academic performance and does not reflect any construction or improvements performed after the assessment date.
*These are draft scores pending AISD feedback.

Links to Online Surveys:

AISD Educational Suitability Survey - https://www.surveymonkey.com/r/AISD_Educational_Suitability_Survey

AISD Cuestionario para la Condicion de Instalacion y Conveniencia Educativa - https://www.survekymonkey.com/r/AISD_Educational_Suitability_Espanol

2016 Facility Condition Assessment and Educational Suitability Assessment

AUSTIN Independent School District

BARRINGTON ELEMENTARY SCHOOL
AUSTIN Independent School District

Rev. 11/21/2016

Facility Condition Assessment

Rating Scale: E Excellent, G Good, A Average, P Poor, F Fail

	BLDG-149A Main School Building	BLDG-149B Classroom & Library Bldg.	BLDG-149C Separate Classroom Building
Mechanical / HVAC			
Mechanical / HVAC	A	A	G
Domestic Water Distribution	A	G	G
Plumbing Fixtures	G	G	G
Elevators & Lifts	N/A	N/A	N/A
Electrical			
Electrical Distribution	A	G	G
Lighting	G	G	G
Communications & Security	A	G	G
Fire Alarm	G	G	G
Fire Protection / Suppression	G	G	G
Exterior Architecture			
Exterior Doors	A	G	G
Exterior Walls	A	G	G
Exterior Windows	P	G	G
Exterior Stairs	N/A	N/A	N/A
Roofing	P	P	G
Interior Architecture			
Interior Ceiling Finishes	P	A	G
Interior Doors	A	G	G
Interior Floor Finishes	A	G	G
Interior Walls	G	G	G
Interior Wall Finishes	A	G	G
Interior Stairs	N/A	N/A	N/A

Site / Civil	
Roadways	P
Parking Lots	G
Pedestrian Paving (Sidewalks)	G
Site Development	G
Landscaping	A
Play Fields	G

Crawl Space	
Drainage Below Building	N/A
Access / Ventilation	N/A
Foundation	N/A
Exposed Pipes	N/A
Exposed Ductwork	N/A

Education Suitability Assessment

Rating Scale

- **Excellent** 81-100
- **Good** 66-80
- **Average** 51-65
- **Unsatisfactory** 36-50
- **Very Unsatisfactory** 20-35

Assessment Area	Score
Exterior	45
General Building	43
General Academic & Elective Spaces	36
Future Ready Student Development	50
Library / Media Center	65
Security	51
Technology	50
Storage	40
Furniture, Fixtures & Equipment	35
Environmental Quality (Lighting, Odors, Pests)	36
Controllability of Systems (Lights, Temps, Blinds)	44

PERKINS+WILL

AECOM

AUSTIN Independent School District

2016 Facility Condition Assessment and Educational Suitability Assessment

BARTON HILLS ELEMENTARY SCHOOL AUSTIN Independent School District

BARTON HILLS ELEMENTARY SCHOOL

Facility Site

2108 Barton Hills Drive
Austin, TX 78704

Building Area: 38,290 Square Feet
Site: 10 Acres
Date of First Construction: 1964

Assessment Timeline

Facility Condition Interview:	07/28/16
Facility Condition Field Visit:	07/25/16
Educational Suitability Interview:	07/28/16
Educational Suitability Field Visit:	07/28/16

Facility Summary

Barton Hills Elementary School was established in 1964, and consists of three permanent campus buildings. The Main School Building (BLDG-103A) includes administration offices, classrooms, and cafeteria. The other two permanent campus buildings are the Separate Gymnasium (BLDG-103B), and the Music Building (BLDG-103C) which are accessed from interior covered walkways to the main building.

Facility Condition Assessment (FCA)

The FCA is a process that is used to understand the deficiencies of a facility. It is conducted by a team of architects and engineers of various disciplines. The FCA is performed using existing data, facility staff interviews, facility walk-though assessments, analysis, and cost estimating.

FCA REPORT CARD	
Barton Hills Elementary School	59

*The FCA score is equal to 100 minus the Facility Condition Index (FCI). The FCI is equal to the cost to maintain, repair and replace deficiencies of a facility divided by the current replacement value of the facility.

Educational Suitability Assessment (ESA)

The ESA measures the degree to which the facility supports teaching and learning considering the exterior and site, academic spaces, support spaces, future-ready spaces, library and media center, security, technology, storage, fixtures, furniture and equipment, environmental quality, and controllability of lighting and HVAC systems.

ESA REPORT CARD	
Barton Hills Elementary School	68

*The FCA and ESA scores are not a representation of the school's academic performance and does not reflect any construction or improvements performed after the assessment date.
*These are draft scores pending AISD feedback.

Links to Online Surveys:

AISD Educational Suitability Survey - https://www.surveymonkey.com/r/AISD_Educational_Suitability_Survey

AISD Cuestionario para la Condicion de Instalacion y Conveniencia Educativa - https://www.survekymonkey.com/r/AISD_Educational_Suitability_Espanol

2016 Facility Condition Assessment and Educational Suitability Assessment

AUSTIN Independent School District

BARTON HILLS ELEMENTARY SCHOOL
AUSTIN Independent School District

Rev. 11/21/2016

Facility Condition Assessment

Rating Scale: E Excellent, G Good, A Average, P Poor, F Fail

	BLDG-103A Main School Building	BLDG-103B Separate Gymnasium	BLDG-103C Music Building
Mechanical / HVAC			
Mechanical / HVAC	A	A	A
Domestic Water Distribution	A	A	G
Plumbing Fixtures	A	A	G
Elevators & Lifts	G	N/A	N/A
Electrical			
Electrical Distribution	A	A	G
Lighting	A	A	G
Communications & Security	G	A	G
Fire Alarm	G	G	G
Fire Protection / Suppression	A	F	F
Exterior Architecture			
Exterior Doors	G	A	G
Exterior Walls	G	G	G
Exterior Windows	G	G	G
Exterior Stairs	A	G	N/A
Roofing	A	G	G
Interior Architecture			
Interior Ceiling Finishes	G	G	G
Interior Doors	A	A	G
Interior Floor Finishes	G	G	G
Interior Walls	G	G	G
Interior Wall Finishes	G	G	G
Interior Stairs	G	N/A	N/A

Site / Civil	
Roadways	A
Parking Lots	A
Pedestrian Paving (Sidewalks)	G
Site Development	A
Landscaping	P
Play Fields	A

Crawl Space (BLDG 103A)	
Drainage Below Building	G
Access / Ventilation	A
Foundation	P
Exposed Pipes	A
Exposed Ductwork	G

Education Suitability Assessment

Rating Scale

- **Excellent** 81-100
- **Good** 66-80
- **Average** 51-65
- **Unsatisfactory** 36-50
- **Very Unsatisfactory** 20-35

Assessment Area	Score
Exterior	80
General Building	70
General Academic & Elective Spaces	66
Future Ready Student Development	50
Library / Media Center	93
Security	58
Technology	80
Storage	40
Furniture, Fixtures & Equipment	93
Environmental Quality (Lighting, Odors, Pests)	72
Controllability of Systems (Lights, Temps, Blinds)	60

PERKINS+WILL

AECOM

2016 Facility Condition Assessment and Educational Suitability Assessment

AUSTIN Independent School District

BECKER ELEMENTARY SCHOOL
AUSTIN Independent School District

BECKER ELEMENTARY SCHOOL

Facility Site

906 W Milton St.
Austin, TX 78704

Building Area: 59,669 Square Feet
Site: 4 Acres
Date of First Construction: 1936

Assessment Timeline

Facility Condition Interview:	07/12/16
Facility Condition Field Visit:	07/11/16
Educational Suitability Interview:	08/17/16
Educational Suitability Field Visit:	08/17/16

Facility Summary

Becker Elementary School was first established in 1936, and consists of the primary school along with three additional campus buildings. The permanent campus buildings include the Main School Building (BLDG-104A), the Mechanical Building (BLDG-104B), the White House (BLDG-PS035), and the Green House (BLDG-PS036). The White and Green House buildings are houses repurposed for specialty education. They are located across Milton Street from the Main School Building.

Facility Condition Assessment (FCA)

The FCA is a process that is used to understand the deficiencies of a facility. It is conducted by a team of architects and engineers of various disciplines. The FCA is performed using existing data, facility staff interviews, facility walk-though assessments, analysis, and cost estimating.

FCA REPORT CARD	
Becker Elementary School	44

*The FCA score is equal to 100 minus the Facility Condition Index (FCI). The FCI is equal to the cost to maintain, repair and replace deficiencies of a facility divided by the current replacemetn value of the facility.

Educational Suitability Assessment (ESA)

The ESA measures the degree to which the facility supports teaching and learning considering the exterior and site, academic spaces, support spaces, future-ready spaces, library and media center, security, technology, storage, fixtures, furniture and equipment, environmental quality, and controllability of lighting and HVAC systems.

ESA REPORT CARD	
Becker Elementary School	41

*The FCA and ESA scores are not a representation of the school's academic performance and does not reflect any construction or improvements performed after the assessment date. This is a draft score pending AISD feedback.

Links to Online Surveys:

AISD Educational Suitability Survey - https://www.surveymonkey.com/r/AISD_Educational_Suitability_Survey

AISD Cuestionario para la Condicion de Instalacion y Conveniencia Educativa - https://www.survekymonkey.com/r/AISD_Educational_Suitability_Espanol

2016 Facility Condition Assessment and Educational Suitability Assessment

AUSTIN Independent School District

BECKER ELEMENTARY SCHOOL
AUSTIN Independent School District

Rev. 11/21/2016

Facility Condition Assessment

Rating Scale: E Excellent · G Good · A Average · P Poor · F Fail

	BLDG-104A Main School Building	BLDG-104B Mechanical Building	BLDG-PS035 White House	BLDG-PS036 Green House
Mechanical / HVAC				
Mechanical / HVAC	A	P	A	A
Domestic Water Distribution	A	N/A	A	G
Plumbing Fixtures	G	N/A	A	G
Elevators & Lifts	N/A	N/A	N/A	N/A
Electrical				
Electrical Distribution	P	P	P	P
Lighting	A	P	A	A
Communications & Security	P	N/A	A	A
Fire Alarm	G	N/A	G	G
Fire Protection / Suppression	A	N/A	N/A	N/A
Exterior Architecture				
Exterior Doors	A	P	A	P
Exterior Walls	G	A	A	P
Exterior Windows	A	F	A	P
Exterior Stairs	G	N/A	P	G
Roofing	A	A	A	A
Interior Architecture				
Interior Ceiling Finishes	P	P	P	A
Interior Doors	A	N/A	A	A
Interior Floor Finishes	A	G	P	A
Interior Walls	G	N/A	A	A
Interior Wall Finishes	A	P	G	G
Interior Stairs	G	N/A	N/A	N/A

Site / Civil	
Roadways	A
Parking Lots	N/A
Pedestrian Paving (Sidewalks)	A
Site Development	G
Landscaping	G
Play Fields	G

Crawl Space	
Drainage Below Building	G
Access / Ventilation	P
Foundation	A
Exposed Pipes	A
Exposed Ductwork	N/A

Education Suitability Assessment

Rating Scale

- **Excellent** 81-100
- **Good** 66-80
- **Average** 51-65
- **Unsatisfactory** 36-50
- **Very Unsatisfactory** 20-35

Assessment Area	Score
Exterior	29
General Building	53
General Academic & Elective Spaces	37
Future Ready Student Development	45
Library / Media Center	38
Security	43
Technology	40
Storage	27
Furniture, Fixtures & Equipment	53
Environmental Quality (Lighting, Odors, Pests)	56
Controllability of Systems (Lights, Temps, Blinds)	44

PERKINS+WILL

AECOM

2016 Facility Condition Assessment and Educational Suitability Assessment

AUSTIN Independent School District

BEDICHEK MIDDLE SCHOOL
AUSTIN Independent School District

BEDICHEK MIDDLE SCHOOL

Facility Site
6800 Bill Hughes Road
Austin, TX 78745

Building Area: 133,942 Square Feet
Site: 23 Acres
Date of First Construction: 1972

Assessment Timeline

Facility Condition Interview:	08/02/16
Facility Condition Field Visit:	08/08/16
Educational Suitability Interview:	08/18/16
Educational Suitability Field Visit:	08/18/16

Facility Summary

Bedichek Middle School was first established in 1972, and consists of three permanent buildings. The Main School Building (BLDG-054A) houses administration, classrooms, the library, the theater, and the cafeteria. The Separate Gymnasium (BLDG-054B) houses the physical education facilities, the band hall, an orchestra space, and support areas. The Separate Classroom Building (BLDG-054C) on the southeast corner of the campus houses classrooms.

Facility Condition Assessment (FCA)

The FCA is a process that is used to understand the deficiencies of a facility. It is conducted by a team of architects and engineers of various disciplines. The FCA is performed using existing data, facility staff interviews, facility walk-though assessments, analysis, and cost estimating.

FCA REPORT CARD	
Bedichek Middle School	49

*The FCA score is equal to 100 minus the Facility Condition Index (FCI). The FCI is equal to the cost to maintain, repair and replace deficiencies of a facility divided by the current replacement value of the facility.

Educational Suitability Assessment (ESA)

The ESA measures the degree to which the facility supports teaching and learning considering the exterior and site, academic spaces, support spaces, future-ready spaces, library and media center, security, technology, storage, fixtures, furniture and equipment, environmental quality, and controllability of lighting and HVAC systems.

ESA REPORT CARD	
Bedichek Middle School	55

*The FCA and ESA scores are not a representation of the school's academic performance and does not reflect any construction or improvements performed after the assessment date.
*These are draft scores pending AISD feedback.

Links to Online Surveys:

AISD Educational Suitability Survey - https://www.surveymonkey.com/r/AISD_Educational_Suitability_Survey

AISD Cuestionario para la Condicion de Instalacion y Conveniencia Educativa - https://www.survekymonkey.com/r/AISD_Educational_Suitability_Espanol

2016 Facility Condition Assessment and Educational Suitability Assessment

AUSTIN Independent School District

BEDICHEK MIDDLE SCHOOL
AUSTIN Independent School District

Rev. 11/22/2016

Facility Condition Assessment

Rating Scale: E Excellent · G Good · A Average · P Poor · F Fail

	BLDG-054A Main School Building	BLDG-054B Gymnasium Building	BLDG-054C Separate Classroom Building
Mechanical / HVAC			
Mechanical / HVAC	P	A	A
Domestic Water Distribution	A	A	G
Plumbing Fixtures	A	A	G
Elevators & Lifts	G	N/A	N/A
Electrical			
Electrical Distribution	A	G	G
Lighting	A	G	G
Communications & Security	G	G	G
Fire Alarm	G	G	G
Fire Protection / Suppression	A	A	A
Exterior Architecture			
Exterior Doors	A	A	G
Exterior Walls	A	A	G
Exterior Windows	A	N/A	A
Exterior Stairs	A	A	N/A
Roofing	A	P	A
Interior Architecture			
Interior Ceiling Finishes	P	G	G
Interior Doors	P	G	G
Interior Floor Finishes	A	G	G
Interior Walls	G	G	G
Interior Wall Finishes	G	G	G
Interior Stairs	A	N/A	N/A

Site / Civil	
Roadways	A
Parking Lots	A
Pedestrian Paving (Sidewalks)	A
Site Development	A
Landscaping	G
Play Fields	A

Crawl Space (BLDG-054A)	
Drainage Below Building	A
Access / Ventilation	A
Foundation	P
Exposed Pipes	A
Exposed Ductwork	N/A

Education Suitability Assessment

Rating Scale

- **Excellent** 81-100
- **Good** 66-80
- **Average** 51-65
- **Unsatisfactory** 36-50
- **Very Unsatisfactory** 20-35

Assessment Area	Score
Exterior	52
General Building	63
General Academic & Elective Spaces	60
Future Ready Student Development	53
Library / Media Center	56
Security	74
Technology	50
Storage	40
Furniture, Fixtures & Equipment	47
Environmental Quality (Lighting, Odors, Pests)	52
Controllability of Systems (Lights, Temps, Blinds)	52

PERKINS+WILL

AECOM

AUSTIN Independent School District

2016 Facility Condition Assessment and Educational Suitability Assessment

BLACKSHEAR ELEMENTARY SCHOOL AUSTIN Independent School District

BLACKSHEAR ELEMENTARY SCHOOL

Facility Site
1712 East 11th St.
Austin, TX 78702

Building Area: 70,610 Square Feet
Site: 5 Acres
Date of First Construction: 1903

Assessment Timeline

Facility Condition Interview:	06/23/16
Facility Condition Field Visit:	06/27/16
Educational Suitability Interview:	08/08/16
Educational Suitability Field Visit:	07/12/16

Facility Summary



Blackshear Elementary School was first established in 1903, and has one permanent building. The Main School Building (BLDG-105A) has had subsequent additions since it was first constructed.

Facility Condition Assessment (FCA)

The FCA is a process that is used to understand the deficiencies of a facility. It is conducted by a team of architects and engineers of various disciplines. The FCA is performed using existing data, facility staff interviews, facility walk-though assessments, analysis, and cost estimating.

FCA REPORT CARD	
Blackshear Elementary School	58

*The FCA score is equal to 100 minus the Facility Condition Index (FCI). The FCI is equal to the cost to maintain, repair and replace deficiencies of a facility divided by the current replacement value of the facility.

Educational Suitability Assessment (ESA)

The ESA measures the degree to which the facility supports teaching and learning considering the exterior and site, academic spaces, support spaces, future-ready spaces, library and media center, security, technology, storage, fixtures, furniture and equipment, environmental quality, and controllability of lighting and HVAC systems.

ESA REPORT CARD	
Blackshear Elementary School	59

*The FCA and ESA scores are not a representation of the school's academic performance and does not reflect any construction or improvements performed after the assessment date.
*These are draft scores pending AISD feedback.

Links to Online Surveys:

AISD Educational Suitability Survey - https://www.surveymonkey.com/r/AISD_Educational_Suitability_Survey

AISD Cuestionario para la Condicion de Instalacion y Conveniencia Educativa - https://www.survekymonkey.com/r/AISD_Educational_Suitability_Espanol

2016 Facility Condition Assessment and Educational Suitability Assessment

AUSTIN Independent School District

BLACKSHEAR ELEMENTARY SCHOOL
AUSTIN Independent School District

Rev. 11/21/2016

Facility Condition Assessment

Rating Scale: E Excellent · G Good · A Average · P Poor · F Fail

	BLDG-105A Main School Building
Mechanical / HVAC	
Mechanical / HVAC	P
Domestic Water Distribution	A
Plumbing Fixtures	A
Elevators & Lifts	G
Electrical	
Electrical Distribution	G
Lighting	G
Communications & Security	G
Fire Alarm	G
Fire Protection / Suppression	G
Exterior Architecture	
Exterior Doors	A
Exterior Walls	A
Exterior Windows	A
Exterior Stairs	A
Roofing	P
Interior Architecture	
Interior Ceiling Finishes	A
Interior Doors	A
Interior Floor Finishes	A
Interior Walls	A
Interior Wall Finishes	A
Interior Stairs	G

Site / Civil	
Roadways	A
Parking Lots	P
Pedestrian Paving (Sidewalks)	A
Site Development	A
Landscaping	A
Play Fields	A

Crawl Space	
Drainage Below Building	N/A
Access / Ventilation	N/A
Foundation	N/A
Exposed Pipes	N/A
Exposed Ductwork	N/A

Education Suitability Assessment

Rating Scale

- **Excellent** 81-100
- **Good** 66-80
- **Average** 51-65
- **Unsatisfactory** 36-50
- **Very Unsatisfactory** 20-35

Assessment Area	Score
Exterior	60
General Building	50
General Academic & Elective Spaces	49
Future Ready Student Development	50
Library / Media Center	73
Security	55
Technology	70
Storage	47
Furniture, Fixtures & Equipment	80
Environmental Quality (Lighting, Odors, Pests)	80
Controllability of Systems (Lights, Temps, Blinds)	68

PERKINS+WILL

AECOM

2016 Facility Condition Assessment and Educational Suitability Assessment

AUSTIN Independent School District

BLANTON ELEMENTARY SCHOOL
AUSTIN Independent School District

BLANTON ELEMENTARY SCHOOL

Facility Site

5408 Westminster Drive
Austin, TX 78723

Building Area: 71,817 Square Feet
Site: 8 Acres
Date of First Construction: 1964

Assessment Timeline

Facility Condition Interview:	06/13/16
Educational Suitability Interview:	06/14/16
Facility Condition Field Visit:	06/14/16
Educational Suitability Field Visit:	06/14/16

Facility Summary

Blanton Elementary School was first established in 1964, and consists of four permanent buildings. These buildings are the Main School Building (BLDG-106A), Separate Gymnasium (BLDG-106B), Separate Classroom Building (BLDG-106C), and the Greenhouse (BLDG-106D). All of the buildings are connected to each other by covered walkways with the exception of the Greenhouse.

Facility Condition Assessment (FCA)

The FCA is a process that is used to understand the deficiencies of a facility. It is conducted by a team of architects and engineers of various disciplines. The FCA is performed using existing data, facility staff interviews, facility walk-though assessments, analysis, and cost estimating.

FCA REPORT CARD	
Blanton Elementary School	43

*The FCA score is equal to 100 minus the Facility Condition Index (FCI). The FCI is equal to the cost to maintain, repair and replace deficiencies of a facility divided by the current replacement value of the facility.

Educational Suitability Assessment (ESA)

The ESA measures the degree to which the facility supports teaching and learning considering the exterior and site, academic spaces, support spaces, future-ready spaces, library and media center, security, technology, storage, fixtures, furniture and equipment, environmental quality, and controllability of lighting and HVAC systems.

ESA REPORT CARD	
Blanton Elementary School	54

*The FCA and ESA scores are not a representation of the school's academic performance and does not reflect any construction or improvements performed after the assessment date. This is a draft score pending AISD feedback.

Links to Online Surveys:

AISD Educational Suitability Survey - https://www.surveymonkey.com/r/AISD_Educational_Suitability_Survey

AISD Cuestionario para la Condicion de Instalacion y Conveniencia Educativa - https://www.survekymonkey.com/r/AISD_Educational_Suitability_Espanol

PERKINS+WILL

AECOM

Rev. 11/21/2016

2016 Facility Condition Assessment and Educational Suitability Assessment

AUSTIN Independent School District

BLANTON ELEMENTARY SCHOOL
AUSTIN Independent School District

Rev. 11/21/2016

Facility Condition Assessment

Rating Scale: E Excellent · G Good · A Average · P Poor · F Fail

	BLDG-106A Main School Building	BLDG-106B Separate Gymnasium	BLDG-106C Separate Classroom Building	BLDG-106D Greenhouse
Mechanical / HVAC				
Mechanical / HVAC	A	A	G	A
Domestic Water Distribution	A	G	G	N/A
Plumbing Fixtures	G	G	G	G
Elevators & Lifts	N/A	A	N/A	G
Electrical				
Electrical Distribution	A	G	G	G
Lighting	A	A	G	N/A
Communications & Security	A	A	G	N/A
Fire Alarm	G	G	G	N/A
Fire Protection / Suppression	G	G	G	N/A
Exterior Architecture				
Exterior Doors	G	A	G	P
Exterior Walls	G	A	G	P
Exterior Windows	G	A	G	N/A
Exterior Stairs	G	A	N/A	N/A
Roofing	P	P	P	P
Interior Architecture				
Interior Ceiling Finishes	A	A	G	N/A
Interior Doors	G	G	G	N/A
Interior Floor Finishes	A	N/A	G	N/A
Interior Walls	A	G	G	N/A
Interior Wall Finishes	A	A	G	N/A
Interior Stairs	G	A	N/A	A

Site / Civil	
Roadways	A
Parking Lots	A
Pedestrian Paving (Sidewalks)	A
Site Development	A
Landscaping	A
Play Fields	A

Crawl Space	
Drainage Below Building	A
Access / Ventilation	A
Foundation	A
Exposed Pipes	A
Exposed Ductwork	P

Education Suitability Assessment

Rating Scale

- **Excellent** 81-100
- **Good** 66-80
- **Average** 51-65
- **Unsatisfactory** 36-50
- **Very Unsatisfactory** 20-35

Assessment Area	Score
Exterior	42
General Building	43
General Academic & Elective Spaces	62
Future Ready Student Development	48
Library / Media Center	69
Security	62
Technology	40
Storage	40
Furniture, Fixtures & Equipment	35
Environmental Quality (Lighting, Odors, Pests)	68
Controllability of Systems (Lights, Temps, Blinds)	44

PERKINS+WILL

AECOM

2016 Facility Condition Assessment and Educational Suitability Assessment

BLAZIER ELEMENTARY SCHOOL

Facility Site

8601 Vertex Blvd.
Austin, TX 78744

Building Area: 82,897 Square Feet
Site: 15 Acres
Date of First Construction: 2007

Assessment Timeline

Facility Condition Interview:	07/28/16
Facility Condition Field Visit:	07/28/16
Educational Suitability Interview:	07/29/16
Educational Suitability Field Visit:	07/29/16

Facility Summary

Blazier Elementary School consists of one Main School Building (BLDG-185A) that includes classrooms, library, kitchen, cafeteria, and gymnasium. It is a one-story facility, which includes a hi-bay area that houses the cafeteria and gymnasium.

Facility Condition Assessment (FCA)

The FCA is a process that is used to understand the deficiencies of a facility. It is conducted by a team of architects and engineers of various disciplines. The FCA is performed using existing data, facility staff interviews, facility walk-though assessments, analysis, and cost estimating.

FCA REPORT CARD	
Blazier Elementary School	73

*The FCA score is equal to 100 minus the Facility Condition Index (FCI). The FCI is equal to the cost to maintain, repair and replace deficiencies of a facility divided by the current replacement value of the facility.

Educational Suitability Assessment (ESA)

The ESA measures the degree to which the facility supports teaching and learning considering the exterior and site, academic spaces, support spaces, future-ready spaces, library and media center, security, technology, storage, fixtures, furniture and equipment, environmental quality, and controllability of lighting and HVAC systems.

ESA REPORT CARD	
Blazier Elementary School	78

*The FCA and ESA scores are not a representation of the school's academic performance and does not reflect any construction or improvements performed after the assessment date.
*These are draft scores pending AISD feedback.

Links to Online Surveys:

AISD Educational Suitability Survey - https://www.surveymonkey.com/r/AISD_Educational_Suitability_Survey

AISD Cuestionario para la Condicion de Instalacion y Conveniencia Educativa - https://www.survekymonkey.com/r/AISD_Educational_Suitability_Espanol

2016 Facility Condition Assessment and Educational Suitability Assessment

AUSTIN Independent School District

BLAZIER ELEMENTARY SCHOOL
AUSTIN Independent School District

Rev. 11/21/2016

Facility Condition Assessment

Rating Scale: E Excellent · G Good · A Average · P Poor · F Fail

	BLDG-185A Main School Building
Mechanical / HVAC	
Mechanical / HVAC	A
Domestic Water Distribution	G
Plumbing Fixtures	A
Elevators & Lifts	N/A
Electrical	
Electrical Distribution	A
Lighting	A
Communications & Security	A
Fire Alarm	G
Fire Protection / Suppression	G
Exterior Architecture	
Exterior Doors	P
Exterior Walls	G
Exterior Windows	P
Exterior Stairs	G
Roofing	P
Interior Architecture	
Interior Ceiling Finishes	A
Interior Doors	G
Interior Floor Finishes	G
Interior Walls	G
Interior Wall Finishes	A
Interior Stairs	N/A

Site / Civil	
Roadways	G
Parking Lots	G
Pedestrian Paving (Sidewalks)	G
Site Development	A
Landscaping	A
Play Fields	A

Crawl Space	
Drainage Below Building	N/A
Access / Ventilation	N/A
Foundation	N/A
Exposed Pipes	N/A
Exposed Ductwork	N/A

Education Suitability Assessment

Rating Scale

- **Excellent** 81-100
- **Good** 66-80
- **Average** 51-65
- **Unsatisfactory** 36-50
- **Very Unsatisfactory** 20-35

Assessment Area	Score
Exterior	55
General Building	97
General Academic & Elective Spaces	83
Future Ready Student Development	73
Library / Media Center	93
Security	62
Technology	70
Storage	87
Furniture, Fixtures & Equipment	93
Environmental Quality (Lighting, Odors, Pests)	76
Controllability of Systems (Lights, Temps, Blinds)	68

PERKINS+WILL

AECOM

AUSTIN Independent School District

2016 Facility Condition Assessment and Educational Suitability Assessment

BOONE ELEMENTARY SCHOOL
AUSTIN Independent School District

BOONE ELEMENTARY SCHOOL

Facility Site

8101 Croftwood Drive
Austin, TX 78749

Building Area: 73,690 Square Feet
Site: 13 Acres
Date of First Construction: 1986

Assessment Timeline

Facility Condition Interview:	07/26/16
Facility Condition Field Visit:	07/25/16
Educational Suitability Interview:	07/26/16
Educational Suitability Field Visit:	07/26/16



Facility Summary

Boone Elementary School was first established in 1986, and consists of two permanent buildings. The buildings include the Main School Building (BLDG-170A) with classrooms, administration, gymnasium, and cafeteria, and the Separate Classroom Building (BLDG-170B). The buildings are connected by a short, covered sidewalk.

Facility Condition Assessment (FCA)

The FCA is a process that is used to understand the deficiencies of a facility. It is conducted by a team of architects and engineers of various disciplines. The FCA is performed using existing data, facility staff interviews, facility walk-though assessments, analysis, and cost estimating.

FCA REPORT CARD	
Boone Elementary School	66

*The FCA score is equal to 100 minus the Facility Condition Index (FCI). The FCI is equal to the cost to maintain, repair and replace deficiencies of a facility divided by the current replacement value of the facility.

Educational Suitability Assessment (ESA)

The ESA measures the degree to which the facility supports teaching and learning considering the exterior and site, academic spaces, support spaces, future-ready spaces, library and media center, security, technology, storage, fixtures, furniture and equipment, environmental quality, and controllability of lighting and HVAC systems.

ESA REPORT CARD	
Boone Elementary School	67

*The FCA and ESA scores are not a representation of the school's academic performance and does not reflect any construction or improvements performed after the assessment date.
*These are draft scores pending AISD feedback.

Links to Online Surveys:

AISD Educational Suitability Survey - https://www.surveymonkey.com/r/AISD_Educational_Suitability_Survey

AISD Cuestionario para la Condicion de Instalacion y Conveniencia Educativa - https://www.survekymonkey.com/r/AISD_Educational_Suitability_Espanol

2016 Facility Condition Assessment and Educational Suitability Assessment

AUSTIN Independent School District

BOONE ELEMENTARY SCHOOL
AUSTIN Independent School District

Rev. 11/30/2016

Facility Condition Assessment

Rating Scale: E Excellent · G Good · A Average · P Poor · F Fail

	BLDG-170A Main School Building	BLDG-170B Separate Classroom Building
Mechanical / HVAC		
Mechanical / HVAC	A	A
Domestic Water Distribution	A	E
Plumbing Fixtures	A	A
Elevators & Lifts	N/A	N/A
Electrical		
Electrical Distribution	A	G
Lighting	G	G
Communications & Security	A	G
Fire Alarm	G	G
Fire Protection / Suppression	A	A
Exterior Architecture		
Exterior Doors	G	G
Exterior Walls	G	G
Exterior Windows	G	G
Exterior Stairs	N/A	N/A
Roofing	G	G
Interior Architecture		
Interior Ceiling Finishes	G	A
Interior Doors	A	G
Interior Floor Finishes	G	A
Interior Walls	G	G
Interior Wall Finishes	G	G
Interior Stairs	G	N/A

Site / Civil	
Roadways	A
Parking Lots	P
Pedestrian Paving (Sidewalks)	G
Site Development	G
Landscaping	A
Play Fields	A

Crawl Space (BLDG-170A)	
Drainage Below Building	P
Access / Ventilation	P
Foundation	A
Exposed Pipes	A
Exposed Ductwork	N/A

Education Suitability Assessment

Rating Scale

- **Excellent** 81-100
- **Good** 66-80
- **Average** 51-65
- **Unsatisfactory** 36-50
- **Very Unsatisfactory** 20-35

Assessment Area	Score
Exterior	66
General Building	47
General Academic & Elective Spaces	64
Future Ready Student Development	73
Library / Media Center	89
Security	69
Technology	50
Storage	47
Furniture, Fixtures & Equipment	65
Environmental Quality (Lighting, Odors, Pests)	72
Controllability of Systems (Lights, Temps, Blinds)	60

PERKINS+WILL

AECOM

AUSTIN Independent School District

2016 Facility Condition Assessment and Educational Suitability Assessment

BOWIE HIGH SCHOOL AUSTIN Independent School District

BOWIE HIGH SCHOOL

Facility Site
4103 W. Slaughter Lane
Austin, TX 78749

Building Area: 422,688 Square Feet
Site: 66 Acres
Date of First Construction: 1988

Assessment Timeline

Facility Condition Interview:	08/08/16
Facility Condition Field Visit:	08/08/16
Educational Suitability Interview:	08/08/16
Educational Suitability Field Visit:	08/08/16



Facility Summary

Bowie High School was established in 1988, and consists of a stand-alone classroom building along with six additional campus buildings. The permanent campus buildings include the Administration Building (BLDG-013A), the Separate Classroom Building (BLDG-013B), the Smaller Greenhouse (BLDG-013C), the Larger Greenhouse (BLDG-013D), the Vocational/ Art/Shop Building (BLDG-013E), the Mechanical Building (BLDG-013F), and the Separate Gymnasium/ Theater/Cafeteria Building (BLDG-013G). The buildings are connected to one another by a series of exterior semi-covered concrete sidewalks.

Facility Condition Assessment (FCA)

The FCA is a process that is used to understand the deficiencies of a facility. It is conducted by a team of architects and engineers of various disciplines. The FCA is performed using existing data, facility staff interviews, facility walk-though assessments, analysis, and cost estimating.

FCA REPORT CARD	
Bowie High School	64

*The FCA score is equal to 100 minus the Facility Condition Index (FCI). The FCI is equal to the cost to maintain, repair and replace deficiencies of a facility divided by the current replacement value of the facility.

Educational Suitability Assessment (ESA)

The ESA measures the degree to which the facility supports teaching and learning considering the exterior and site, academic spaces, support spaces, future-ready spaces, library and media center, security, technology, storage, fixtures, furniture and equipment, environmental quality, and controllability of lighting and HVAC systems.

ESA REPORT CARD	
Bowie High School	61

*The FCA and ESA scores are not a representation of the school's academic performance and does not reflect any construction or improvements performed after the assessment date.
*These are draft scores pending AISD feedback.

Links to Online Surveys:

AISD Educational Suitability Survey - https://www.surveymonkey.com/r/AISD_Educational_Suitability_Survey

AISD Cuestionario para la Condicion de Instalacion y Conveniencia Educativa - https://www.survekymonkey.com/r/AISD_Educational_Suitability_Espanol

2016 Facility Condition Assessment and Educational Suitability Assessment

AUSTIN Independent School District

BOWIE HIGH SCHOOL
AUSTIN Independent School District

Rev. 11/22/2016

Facility Condition Assessment

Rating Scale: E Excellent, G Good, A Average, P Poor, F Fail

	BLDG-013A Admin. Bldg.	BLDG-013B Classroom Bldg.	BLDG-013E Voc./Art/Shop	BLDG-013F Mech. Bldg.	BLDG-013G Cafe/Gy/Theater
Mechanical / HVAC					
Mechanical / HVAC	P	P	P	A	P
Domestic Water Distribution	P	A	G	A	N/A
Plumbing Fixtures	P	P	P	G	P
Elevators & Lifts	N/A	N/A	N/A	N/A	N/A
Electrical					
Electrical Distribution	A	A	A	A	A
Lighting	A	A	A	G	A
Communications & Security	A	A	A	P	A
Fire Alarm	G	G	A	G	A
Fire Protection / Suppression	G	G	G	G	G
Exterior Architecture					
Exterior Doors	A	A	A	A	A
Exterior Walls	G	G	G	G	A
Exterior Windows	A	G	N/A	N/A	G
Exterior Stairs	N/A	N/A	N/A	N/A	N/A
Roofing	A	G	A	G	A
Interior Architecture					
Interior Ceiling Finishes	A	A	A	P	A
Interior Doors	A	A	A	A	A
Interior Floor Finishes	G	A	A	G	A
Interior Walls	G	G	G	G	G
Interior Wall Finishes	A	A	A	G	A
Interior Stairs	N/A	A	N/A	N/A	G

Site / Civil	
Roadways	A
Parking Lots	A
Pedestrian Paving (Sidewalks)	A
Site Development	G
Landscaping	A
Play Fields	G

Crawl Space (BLDG-013A)	
Drainage Below Building	A
Access / Ventilation	A
Foundation	G
Exposed Pipes	A
Exposed Ductwork	N/A

Education Suitability Assessment

Rating Scale

- **Excellent** 81-100
- **Good** 66-80
- **Average** 51-65
- **Unsatisfactory** 36-50
- **Very Unsatisfactory** 20-35

Assessment Area	Score
Exterior	78
General Building	57
General Academic & Elective Spaces	55
Future Ready Student Development	66
Library / Media Center	60
Security	46
Technology	60
Storage	47
Furniture, Fixtures & Equipment	60
Environmental Quality (Lighting, Odors, Pests)	76
Controllability of Systems (Lights, Temps, Blinds)	68

PERKINS+WILL

AECOM

2016 Facility Condition Assessment and Educational Suitability Assessment

BRENTWOOD ELEMENTARY SCHOOL

Facility Site
6700 Arroyo Seco
Austin, TX 78757

Building Area: 62,890 Square Feet
Site: 17 Acres
Date of First Construction: 1951

Assessment Timeline

Facility Condition Interview:	08/09/16
Facility Condition Field Visit:	08/08/16
Educational Suitability Interview:	08/08/16
Educational Suitability Field Visit:	08/08/16

Facility Summary

Brentwood Elementary School was established in 1951, and consists of the primary school along with one additional campus building. These permanent campus buildings include the Main School Building (BLDG-107A) and the Storage Building (BLDG-107B). The buildings are connected to one another by a series of exterior uncovered concrete sidewalks.

Facility Condition Assessment (FCA)

The FCA is a process that is used to understand the deficiencies of a facility. It is conducted by a team of architects and engineers of various disciplines. The FCA is performed using existing data, facility staff interviews, facility walk-though assessments, analysis, and cost estimating.

FCA REPORT CARD	
Brentwood Elementary School	34

*The FCA score is equal to 100 minus the Facility Condition Index (FCI). The FCI is equal to the cost to maintain, repair and replace deficiencies of a facility divided by the current replacement value of the facility.

Educational Suitability Assessment (ESA)

The ESA measures the degree to which the facility supports teaching and learning considering the exterior and site, academic spaces, support spaces, future-ready spaces, library and media center, security, technology, storage, fixtures, furniture and equipment, environmental quality, and controllability of lighting and HVAC systems.

ESA REPORT CARD	
Brentwood Elementary School	48

*The FCA and ESA scores are not a representation of the school's academic performance and does not reflect any construction or improvements performed after the assessment date.
*These are draft scores pending AISD feedback.

Links to Online Surveys:

AISD Educational Suitability Survey - https://www.surveymonkey.com/r/AISD_Educational_Suitability_Survey

AISD Cuestionario para la Condicion de Instalacion y Conveniencia Educativa - https://www.survekymonkey.com/r/AISD_Educational_Suitability_Espanol

2016 Facility Condition Assessment and Educational Suitability Assessment

AUSTIN Independent School District

BRENTWOOD ELEMENTARY SCHOOL
AUSTIN Independent School District

Rev. 11/30/2016

Facility Condition Assessment

Rating Scale: E Excellent · G Good · A Average · P Poor · F Fail

	BLDG-107A Main School Building
Mechanical / HVAC	
Mechanical / HVAC	P
Domestic Water Distribution	P
Plumbing Fixtures	P
Elevators & Lifts	N/A
Electrical	
Electrical Distribution	A
Lighting	P
Communications & Security	A
Fire Alarm	A
Fire Protection / Suppression	A
Exterior Architecture	
Exterior Doors	A
Exterior Walls	A
Exterior Windows	G
Exterior Stairs	G
Roofing	A
Interior Architecture	
Interior Ceiling Finishes	A
Interior Doors	A
Interior Floor Finishes	A
Interior Walls	G
Interior Wall Finishes	A
Interior Stairs	G

Site / Civil	
Roadways	A
Parking Lots	A
Pedestrian Paving (Sidewalks)	A
Site Development	G
Landscaping	A
Play Fields	A

Crawl Space (BLDG-107A)	
Drainage Below Building	A
Access / Ventilation	P
Foundation	P
Exposed Pipes	A
Exposed Ductwork	N/A

Education Suitability Assessment

Rating Scale

- **Excellent** 81-100
- **Good** 66-80
- **Average** 51-65
- **Unsatisfactory** 36-50
- **Very Unsatisfactory** 20-35

Assessment Area	Score
Exterior	35
General Building	50
General Academic & Elective Spaces	37
Future Ready Student Development	38
Library / Media Center	67
Security	57
Technology	30
Storage	47
Furniture, Fixtures & Equipment	62
Environmental Quality (Lighting, Odors, Pests)	68
Controllability of Systems (Lights, Temps, Blinds)	60

PERKINS+WILL

AECOM

AUSTIN Independent School District

2016 Facility Condition Assessment and Educational Suitability Assessment

BROOKE ELEMENTARY SCHOOL
AUSTIN Independent School District

BROOKE ELEMENTARY SCHOOL

Facility Site
3100 E 4th Street
Austin, TX 78702

Building Area: 52,282 Square Feet
Site: 6 Acres
Date of First Construction: 1954

Assessment Timeline

Facility Condition Interview:	06/21/16
Facility Condition Field Visit:	06/27/16
Educational Suitability Interview:	06/21/16
Educational Suitability Field Visit:	06/21/16

Facility Summary



Brooke Elementary School was first established in 1954, and consists of one permanent building. The Main School Building (BLDG-108A) includes the administration offices, classrooms, cafeteria, and gymnasium.

Facility Condition Assessment (FCA)

The FCA is a process that is used to understand the deficiencies of a facility. It is conducted by a team of architects and engineers of various disciplines. The FCA is performed using existing data, facility staff interviews, facility walk-though assessments, analysis, and cost estimating.

FCA REPORT CARD	
Brooke Elementary School	42

*The FCA score is equal to 100 minus the Facility Condition Index (FCI). The FCI is equal to the cost to maintain, repair and replace deficiencies of a facility divided by the current replacement value of the facility.

Educational Suitability Assessment (ESA)

The ESA measures the degree to which the facility supports teaching and learning considering the exterior and site, academic spaces, support spaces, future-ready spaces, library and media center, security, technology, storage, fixtures, furniture and equipment, environmental quality, and controllability of lighting and HVAC systems.

ESA REPORT CARD	
Brooke Elementary School	62

*The FCA and ESA scores are not a representation of the school's academic performance and does not reflect any construction or improvements performed after the assessment date.
*These are draft scores pending AISD feedback.

Links to Online Surveys:

AISD Educational Suitability Survey - https://www.surveymonkey.com/r/AISD_Educational_Suitability_Survey

AISD Cuestionario para la Condicion de Instalacion y Conveniencia Educativa - https://www.survekymonkey.com/r/AISD_Educational_Suitability_Espanol

2016 Facility Condition Assessment and Educational Suitability Assessment

AUSTIN Independent School District

BROOKE ELEMENTARY SCHOOL
AUSTIN Independent School District

Rev. 11/21/2016

Facility Condition Assessment

Rating Scale: E Excellent · G Good · A Average · P Poor · F Fail

	BLDG-108A Main School Building
Mechanical / HVAC	
Mechanical / HVAC	A
Domestic Water Distribution	A
Plumbing Fixtures	A
Elevators & Lifts	N/A
Electrical	
Electrical Distribution	A
Lighting	P
Communications & Security	A
Fire Alarm	A
Fire Protection / Suppression	A
Exterior Architecture	
Exterior Doors	G
Exterior Walls	G
Exterior Windows	A
Exterior Stairs	G
Roofing	A
Interior Architecture	
Interior Ceiling Finishes	A
Interior Doors	A
Interior Floor Finishes	A
Interior Walls	G
Interior Wall Finishes	A
Interior Stairs	N/A

Site / Civil	
Roadways	A
Parking Lots	P
Pedestrian Paving (Sidewalks)	A
Site Development	A
Landscaping	G
Play Fields	G

Crawl Space	
Drainage Below Building	G
Access / Ventilation	A
Foundation	A
Exposed Pipes	A
Exposed Ductwork	N/A

Education Suitability Assessment

Rating Scale

- **Excellent** 81-100
- **Good** 66-80
- **Average** 51-65
- **Unsatisfactory** 36-50
- **Very Unsatisfactory** 20-35

Assessment Area	Score
Exterior	92
General Building	57
General Academic & Elective Spaces	49
Future Ready Student Development	53
Library / Media Center	78
Security	75
Technology	60
Storage	20
Furniture, Fixtures & Equipment	78
Environmental Quality (Lighting, Odors, Pests)	84
Controllability of Systems (Lights, Temps, Blinds)	68

PERKINS+WILL

AECOM

AUSTIN Independent School District

2016 Facility Condition Assessment and Educational Suitability Assessment

BROWN ELEMENTARY SCHOOL AUSTIN Independent School District

BROWN ELEMENTARY SCHOOL

Facility Site

505 W. Anderson Lane
Austin, TX 78752

Building Area: 53,853 Square Feet
Site: 10 Acres
Date of First Construction: 1957

Assessment Timeline

Facility Condition Interview:	07/26/16
Facility Condition Field Visit:	07/25/16
Educational Suitability Interview:	07/26/16
Educational Suitability Field Visit:	07/26/16

Facility Summary

Brown Elementary School was established in 1957, and consists of the Main School Building (BLDG-109A). This permanent campus building is a one-story building, which consists of administration offices, classrooms, cafeteria, library, and a gymnasium.

Facility Condition Assessment (FCA)

The FCA is a process that is used to understand the deficiencies of a facility. It is conducted by a team of architects and engineers of various disciplines. The FCA is performed using existing data, facility staff interviews, facility walk-though assessments, analysis, and cost estimating.

FCA REPORT CARD	
Brown Elementary School	14

*The FCA score is equal to 100 minus the Facility Condition Index (FCI). The FCI is equal to the cost to maintain, repair and replace deficiencies of a facility divided by the current replacement value of the facility.

Educational Suitability Assessment (ESA)

The ESA measures the degree to which the facility supports teaching and learning considering the exterior and site, academic spaces, support spaces, future-ready spaces, library and media center, security, technology, storage, fixtures, furniture and equipment, environmental quality, and controllability of lighting and HVAC systems.

ESA REPORT CARD	
Brown Elementary School	50

*The FCA and ESA scores are not a representation of the school's academic performance and does not reflect any construction or improvements performed after the assessment date.
*These are draft scores pending AISD feedback.

Links to Online Surveys:

AISD Educational Suitability Survey - https://www.surveymonkey.com/r/AISD_Educational_Suitability_Survey

AISD Cuestionario para la Condicion de Instalacion y Conveniencia Educativa - https://www.survekymonkey.com/r/AISD_Educational_Suitability_Espanol

2016 Facility Condition Assessment and Educational Suitability Assessment

AUSTIN Independent School District

BROWN ELEMENTARY SCHOOL
AUSTIN Independent School District

Rev. 11/22/2016

Facility Condition Assessment

Rating Scale: E Excellent · G Good · A Average · P Poor · F Fail

	BLDG-109A Main School Building
Mechanical / HVAC	
Mechanical / HVAC	A
Domestic Water Distribution	A
Plumbing Fixtures	A
Elevators & Lifts	G
Electrical	
Electrical Distribution	A
Lighting	A
Communications & Security	G
Fire Alarm	A
Fire Protection / Suppression	A
Exterior Architecture	
Exterior Doors	A
Exterior Walls	A
Exterior Windows	A
Exterior Stairs	N/A
Roofing	A
Interior Architecture	
Interior Ceiling Finishes	P
Interior Doors	P
Interior Floor Finishes	A
Interior Walls	A
Interior Wall Finishes	P
Interior Stairs	N/A

Site / Civil	
Roadways	F
Parking Lots	F
Pedestrian Paving (Sidewalks)	P
Site Development	G
Landscaping	A
Play Fields	G

Crawl Space	
Drainage Below Building	G
Access / Ventilation	A
Foundation	F
Exposed Pipes	A
Exposed Ductwork	N/A

Education Suitability Assessment

Rating Scale

- **Excellent** 81-100
- **Good** 66-80
- **Average** 51-65
- **Unsatisfactory** 36-50
- **Very Unsatisfactory** 20-35

Assessment Area	Score
Exterior	42
General Building	50
General Academic & Elective Spaces	42
Future Ready Student Development	43
Library / Media Center	82
Security	29
Technology	30
Storage	53
Furniture, Fixtures & Equipment	78
Environmental Quality (Lighting, Odors, Pests)	56
Controllability of Systems (Lights, Temps, Blinds)	60

PERKINS+WILL

AECOM

2016 Facility Condition Assessment and Educational Suitability Assessment

AUSTIN Independent School District

BRYKER WOODS ELEMENTARY SCHOOL
AUSTIN Independent School District

BRYKER WOODS ELEMENTARY SCHOOL

Facility Site

3309 Kerbey Lane
Austin, TX 78703

Building Area: 37,511 Square Feet
Site: 6 Acres
Date of First Construction: 1939

Assessment Timeline

Facility Condition Interview:	08/09/16
Facility Condition Field Visit:	08/15/16
Educational Suitability Interview:	08/09/16
Educational Suitability Field Visit:	08/09/16

Facility Summary

Bryker Woods Elementary School was first built in 1939. It consists of a onestory building with additional classrooms and restrooms on a basement level. The Main School Building (BLDG-110A) houses the administration offices, classrooms, cafeteria, and library. The Gymnasium Building is BLDG-110B. The Mechanical Building (BLDG-110C) houses the mechanical and electrical equipment serving the campus. A fourth building, BLDG-PS038, is used by the Boy Scouts. The main school building and the gymnasium are connected by a covered sidewalk.

Facility Condition Assessment (FCA)

The FCA is a process that is used to understand the deficiencies of a facility. It is conducted by a team of architects and engineers of various disciplines. The FCA is performed using existing data, facility staff interviews, facility walk-though assessments, analysis, and cost estimating.

FCA REPORT CARD	
Bryker Woods Elementary School	47

*The FCA score is equal to 100 minus the Facility Condition Index (FCI). The FCI is equal to the cost to maintain, repair and replace deficiencies of a facility divided by the current replacement value of the facility.

Educational Suitability Assessment (ESA)

The ESA measures the degree to which the facility supports teaching and learning considering the exterior and site, academic spaces, support spaces, future-ready spaces, library and media center, security, technology, storage, fixtures, furniture and equipment, environmental quality, and controllability of lighting and HVAC systems.

ESA REPORT CARD	
Bryker Woods Elementary School	58

*The FCA and ESA scores are not a representation of the school's academic performance and does not reflect any construction or improvements performed after the assessment date.
*These are draft scores pending AISD feedback.

Links to Online Surveys:

AISD Educational Suitability Survey - https://www.surveymonkey.com/r/AISD_Educational_Suitability_Survey

AISD Cuestionario para la Condicion de Instalacion y Conveniencia Educativa - https://www.survekymonkey.com/r/AISD_Educational_Suitability_Espanol

PERKINS+WILL

Rev. 2/23/2017

AECOM

AUSTIN Independent School District

2016 Facility Condition Assessment and Educational Suitability Assessment

BRYKER WOODS ELEMENTARY SCHOOL
AUSTIN Independent School District

Rev. 2/23/2017

Facility Condition Assessment

Rating Scale: E Excellent, G Good, A Average, P Poor, F Fail

	BLDG-110A Main School Building	BLDG-110B Gymansium	BLDG-110C Mechanical Building	BLDG-PS038 Boy Scouts Building
Mechanical / HVAC				
Mechanical / HVAC	A	A	N/A	N/A
Domestic Water Distribution	A	N/A	N/A	N/A
Plumbing Fixtures	A	G	N/A	N/A
Elevators & Lifts	G	N/A	N/A	N/A
Electrical				
Electrical Distribution	A	G	G	N/A
Lighting	G	G	A	N/A
Communications & Security	G	G	N/A	N/A
Fire Alarm	G	G	N/A	N/A
Fire Protection / Suppression	A	A	N/A	N/A
Exterior Architecture				
Exterior Doors	G	G	P	A
Exterior Walls	G	G	A	A
Exterior Windows	A	G	N/A	A
Exterior Stairs	G	N/A	N/A	N/A
Roofing	A	G	A	A
Interior Architecture				
Interior Ceiling Finishes	G	G	P	G
Interior Doors	G	G	N/A	G
Interior Floor Finishes	G	G	G	G
Interior Walls	G	G	A	A
Interior Wall Finishes	G	G	N/A	G
Interior Stairs	G	N/A	N/A	N/A

Site / Civil	
Roadways	P
Parking Lots	P
Pedestrian Paving (Sidewalks)	A
Site Development	P
Landscaping	A
Play Fields	A

Crawl Space	
Drainage Below Building	A
Access / Ventilation	A
Foundation	A
Exposed Pipes	A
Exposed Ductwork	G

Education Suitability Assessment

Rating Scale

- **Excellent** 81-100
- **Good** 66-80
- **Average** 51-65
- **Unsatisfactory** 36-50
- **Very Unsatisfactory** 20-35

Assessment Area	Score
Exterior	43
General Building	77
General Academic & Elective Spaces	65
Future Ready Student Development	43
Library / Media Center	67
Security	55
Technology	50
Storage	60
Furniture, Fixtures & Equipment	60
Environmental Quality (Lighting, Odors, Pests)	64
Controllability of Systems (Lights, Temps, Blinds)	52

PERKINS+WILL

AECOM

2016 Facility Condition Assessment and Educational Suitability Assessment

AUSTIN Independent School District

BURNET MIDDLE SCHOOL
AUSTIN Independent School District

BURNET MIDDLE SCHOOL

Facility Site

8401 Hathaway St.
Austin, TX 78757

Building Area: 138,156 Square Feet
Site: 24 Acres
Date of First Construction: 1961

Assessment Timeline

Facility Condition Interview:	06/20/16
Facility Condition Field Visit:	06/27/16
Educational Suitability Interview:	06/20/15
Educational Suitability Field Visit:	06/15/16

Facility Summary

Burnet Middle School was established in 1961, and consists of the Main School Building (BLDG-046A) along with the Mechanical Building (BLDG-046B). The Mechanical Building was constructed in 1969. These buildings are connected to one another by exterior uncovered concrete sidewalks.

Facility Condition Assessment (FCA)

The FCA is a process that is used to understand the deficiencies of a facility. It is conducted by a team of architects and engineers of various disciplines. The FCA is performed using existing data, facility staff interviews, facility walk-though assessments, analysis, and cost estimating.

FCA REPORT CARD	
Burnet Middle School	67

*The FCA score is equal to 100 minus the Facility Condition Index (FCI). The FCI is equal to the cost to maintain, repair and replace deficiencies of a facility divided by the current replacement value of the facility.

Educational Suitability Assessment (ESA)

The ESA measures the degree to which the facility supports teaching and learning considering the exterior and site, academic spaces, support spaces, future-ready spaces, library and media center, security, technology, storage, fixtures, furniture and equipment, environmental quality, and controllability of lighting and HVAC systems.

ESA REPORT CARD	
Burnet Middle School	57

*The FCA and ESA scores are not a representation of the school's academic performance and does not reflect any construction or improvements performed after the assessment date.
*These are draft scores pending AISD feedback.

Links to Online Surveys:

AISD Educational Suitability Survey - https://www.surveymonkey.com/r/AISD_Educational_Suitability_Survey

AISD Cuestionario para la Condicion de Instalacion y Conveniencia Educativa - https://www.survekymonkey.com/r/AISD_Educational_Suitability_Espanol

2016 Facility Condition Assessment and Educational Suitability Assessment

AUSTIN Independent School District

BURNET MIDDLE SCHOOL
AUSTIN Independent School District

Rev. 11/30/2016

Facility Condition Assessment

Rating Scale: E Excellent · G Good · A Average · P Poor · F Fail

	BLDG-046A Main School Building	BLDG-046B Mechanical Building
Mechanical / HVAC		
Mechanical / HVAC	G	A
Domestic Water Distribution	A	N/A
Plumbing Fixtures	A	N/A
Elevators & Lifts	E	N/A
Electrical		
Electrical Distribution	P	G
Lighting	P	P
Communications & Security	G	N/A
Fire Alarm	G	N/A
Fire Protection / Suppression	G	N/A
Exterior Architecture		
Exterior Doors	G	A
Exterior Walls	G	G
Exterior Windows	A	N/A
Exterior Stairs	G	N/A
Roofing	A	A
Interior Architecture		
Interior Ceiling Finishes	G	N/A
Interior Doors	A	N/A
Interior Floor Finishes	G	A
Interior Walls	G	G
Interior Wall Finishes	A	N/A
Interior Stairs	G	N/A

Site / Civil	
Roadways	A
Parking Lots	A
Pedestrian Paving (Sidewalks)	A
Site Development	A
Landscaping	G
Play Fields	A

Crawl Space	
Drainage Below Building	N/A
Access / Ventilation	N/A
Foundation	N/A
Exposed Pipes	N/A
Exposed Ductwork	N/A

Education Suitability Assessment

Rating Scale

- **Excellent** 81-100
- **Good** 66-80
- **Average** 51-65
- **Unsatisfactory** 36-50
- **Very Unsatisfactory** 20-35

Assessment Area	Score
Exterior	60
General Building	47
General Academic & Elective Spaces	43
Future Ready Student Development	60
Library / Media Center	71
Security	58
Technology	50
Storage	53
Furniture, Fixtures & Equipment	67
Environmental Quality (Lighting, Odors, Pests)	64
Controllability of Systems (Lights, Temps, Blinds)	76

PERKINS+WILL

AECOM

AUSTIN Independent School District

2016 Facility Condition Assessment and Educational Suitability Assessment

CAMPBELL ELEMENTARY SCHOOL AUSTIN Independent School District

CAMPBELL ELEMENTARY SCHOOL

Facility Site
2613 Rogers Ave.
Austin, TX 78722

Building Area: 61,793 Square Feet
Site: 10 Acres
Date of First Construction: 1992

Assessment Timeline

Facility Condition Interview:	06/22/16
Facility Condition Field Visit:	06/27/16
Educational Suitability Interview:	06/29/16
Educational Suitability Field Visit:	06/29/16

Facility Summary

Campbell Elementary was first established in 1992, and consists of one permanent buliding. The Main School Building (BLDG-111A) has covered entry canopies at most of the exterior doors. There is a covered outdoor playground area along with a track and additional play areas.

Facility Condition Assessment (FCA)

The FCA is a process that is used to understand the deficiencies of a facility. It is conducted by a team of architects and engineers of various disciplines. The FCA is performed using existing data, facility staff interviews, facility walk-though assessments, analysis, and cost estimating.

FCA REPORT CARD	
Campbell Elementary School	63

*The FCA score is equal to 100 minus the Facility Condition Index (FCI). The FCI is equal to the cost to maintain, repair and replace deficiencies of a facility divided by the current replacement value of the facility.

Educational Suitability Assessment (ESA)

The ESA measures the degree to which the facility supports teaching and learning considering the exterior and site, academic spaces, support spaces, future-ready spaces, library and media center, security, technology, storage, fixtures, furniture and equipment, environmental quality, and controllability of lighting and HVAC systems.

ESA REPORT CARD	
Campbell Elementary School	89

*The FCA and ESA scores are not a representation of the school's academic performance and does not reflect any construction or improvements performed after the assessment date.
*These are draft scores pending AISD feedback.

Links to Online Surveys:

AISD Educational Suitability Survey - https://www.surveymonkey.com/r/AISD_Educational_Suitability_Survey

AISD Cuestionario para la Condicion de Instalacion y Conveniencia Educativa - https://www.survekymonkey.com/r/AISD_Educational_Suitability_Espanol

2016 Facility Condition Assessment and Educational Suitability Assessment

AUSTIN Independent School District

CAMPBELL ELEMENTARY SCHOOL
AUSTIN Independent School District

Rev. 11/22/2016

Facility Condition Assessment

Rating Scale: E Excellent · G Good · A Average · P Poor · F Fail

	BLDG-111A Main School Building
Mechanical / HVAC	
Mechanical / HVAC	P
Domestic Water Distribution	A
Plumbing Fixtures	G
Elevators & Lifts	N/A
Electrical	
Electrical Distribution	A
Lighting	G
Communications & Security	G
Fire Alarm	G
Fire Protection / Suppression	N/A
Exterior Architecture	
Exterior Doors	G
Exterior Walls	A
Exterior Windows	A
Exterior Stairs	G
Roofing	P
Interior Architecture	
Interior Ceiling Finishes	G
Interior Doors	G
Interior Floor Finishes	G
Interior Walls	A
Interior Wall Finishes	G
Interior Stairs	N/A

Site / Civil	
Roadways	A
Parking Lots	P
Pedestrian Paving (Sidewalks)	A
Site Development	A
Landscaping	P
Play Fields	A

Crawl Space	
Drainage Below Building	N/A
Access / Ventilation	N/A
Foundation	N/A
Exposed Pipes	N/A
Exposed Ductwork	N/A

Education Suitability Assessment

Rating Scale

- **Excellent** 81-100
- **Good** 66-80
- **Average** 51-65
- **Unsatisfactory** 36-50
- **Very Unsatisfactory** 20-35

Assessment Area	Score
Exterior	85
General Building	90
General Academic & Elective Spaces	92
Future Ready Student Development	100
Library / Media Center	98
Security	75
Technology	80
Storage	100
Furniture, Fixtures & Equipment	60
Environmental Quality (Lighting, Odors, Pests)	88
Controllability of Systems (Lights, Temps, Blinds)	60

PERKINS+WILL

AECOM

2016 Facility Condition Assessment and Educational Suitability Assessment

CASEY ELEMENTARY SCHOOL

Facility Site

9400 Texas Oaks Drive
Austin, TX 78748

Building Area: 81,506 Square Feet
Site: 18 Acres
Date of First Construction: 1998

Assessment Timeline

Facility Condition Interview:	07/25/16
Facility Condition Field Visit:	07/25/16
Educational Suitability Interview:	08/08/16
Educational Suitability Field Visit:	08/08/16

Facility Summary

Casey Elementary School was first established in 1998. This facility includes classrooms, library, kitchen, cafeteria, and gymnasium. This is a two-story facility that includes a high bay area that houses the cafeteria and gymnasium.

Facility Condition Assessment (FCA)

The FCA is a process that is used to understand the deficiencies of a facility. It is conducted by a team of architects and engineers of various disciplines. The FCA is performed using existing data, facility staff interviews, facility walk-though assessments, analysis, and cost estimating.

FCA REPORT CARD	
Casey Elementary School	34

*The FCA score is equal to 100 minus the Facility Condition Index (FCI). The FCI is equal to the cost to maintain, repair and replace deficiencies of a facility divided by the current replacement value of the facility.

Educational Suitability Assessment (ESA)

The ESA measures the degree to which the facility supports teaching and learning considering the exterior and site, academic spaces, support spaces, future-ready spaces, library and media center, security, technology, storage, fixtures, furniture and equipment, environmental quality, and controllability of lighting and HVAC systems.

ESA REPORT CARD	
Casey Elementary School	72

*The FCA and ESA scores are not a representation of the school's academic performance and does not reflect any construction or improvements performed after the assessment date.
*These are draft scores pending AISD feedback.

Links to Online Surveys:

AISD Educational Suitability Survey - https://www.surveymonkey.com/r/AISD_Educational_Suitability_Survey

AISD Cuestionario para la Condicion de Instalacion y Conveniencia Educativa - https://www.survekymonkey.com/r/AISD_Educational_Suitability_Espanol

2016 Facility Condition Assessment and Educational Suitability Assessment

AUSTIN Independent School District

CASEY ELEMENTARY SCHOOL
AUSTIN Independent School District

Rev. 11/30/2016

Facility Condition Assessment

Rating Scale: E Excellent · G Good · A Average · P Poor · F Fail

	BLDG-173A Main School Building
Mechanical / HVAC	
Mechanical / HVAC	P
Domestic Water Distribution	A
Plumbing Fixtures	A
Elevators & Lifts	G
Electrical	
Electrical Distribution	A
Lighting	P
Communications & Security	A
Fire Alarm	A
Fire Protection / Suppression	A
Exterior Architecture	
Exterior Doors	A
Exterior Walls	A
Exterior Windows	G
Exterior Stairs	G
Roofing	P
Interior Architecture	
Interior Ceiling Finishes	P
Interior Doors	A
Interior Floor Finishes	A
Interior Walls	A
Interior Wall Finishes	A
Interior Stairs	G

Site / Civil	
Roadways	G
Parking Lots	G
Pedestrian Paving (Sidewalks)	G
Site Development	G
Landscaping	A
Play Fields	A

Crawl Space	
Drainage Below Building	N/A
Access / Ventilation	N/A
Foundation	N/A
Exposed Pipes	N/A
Exposed Ductwork	N/A

Education Suitability Assessment

Rating Scale

- **Excellent** 81-100
- **Good** 66-80
- **Average** 51-65
- **Unsatisfactory** 36-50
- **Very Unsatisfactory** 20-35

Assessment Area	Score
Exterior	72
General Building	87
General Academic & Elective Spaces	71
Future Ready Student Development	78
Library / Media Center	65
Security	65
Technology	70
Storage	60
Furniture, Fixtures & Equipment	62
Environmental Quality (Lighting, Odors, Pests)	84
Controllability of Systems (Lights, Temps, Blinds)	84

PERKINS+WILL

AECOM

AUSTIN Independent School District

2016 Facility Condition Assessment and Educational Suitability Assessment

CASIS ELEMENTARY SCHOOL AUSTIN Independent School District

CASIS ELEMENTARY SCHOOL

Facility Site
2710 Exposition Blvd.
Austin, TX 78703

Building Area: 77,699 Square Feet
Site: 14 Acres
Date of First Construction: 1951

Assessment Timeline

Facility Condition Interview:	07/20/16
Facility Condition Field Visit:	07/25/16
Educational Suitability Interview:	07/25/16
Educational Suitability Field Visit:	07/25/16

Facility Summary

Casis Elementary School was first established in 1951. The campus consists of one primary school building, the Main School Building (BLDG-112A).

Facility Condition Assessment (FCA)

The FCA is a process that is used to understand the deficiencies of a facility. It is conducted by a team of architects and engineers of various disciplines. The FCA is performed using existing data, facility staff interviews, facility walk-though assessments, analysis, and cost estimating.

FCA REPORT CARD	
Casis Elementary School	17

*The FCA score is equal to 100 minus the Facility Condition Index (FCI). The FCI is equal to the cost to maintain, repair and replace deficiencies of a facility divided by the current replacement value of the facility.

Educational Suitability Assessment (ESA)

The ESA measures the degree to which the facility supports teaching and learning considering the exterior and site, academic spaces, support spaces, future-ready spaces, library and media center, security, technology, storage, fixtures, furniture and equipment, environmental quality, and controllability of lighting and HVAC systems.

ESA REPORT CARD	
Casis Elementary School	74

*The FCA and ESA scores are not a representation of the school's academic performance and does not reflect any construction or improvements performed after the assessment date.
*These are draft scores pending AISD feedback.

Links to Online Surveys:

AISD Educational Suitability Survey - https://www.surveymonkey.com/r/AISD_Educational_Suitability_Survey

AISD Cuestionario para la Condicion de Instalacion y Conveniencia Educativa - https://www.survekymonkey.com/r/AISD_Educational_Suitability_Espanol

AUSTIN Independent School District

2016 Facility Condition Assessment and Educational Suitability Assessment

CASIS ELEMENTARY SCHOOL
AUSTIN Independent School District

Rev. 11/22/2016

Facility Condition Assessment

Rating Scale: E Excellent · G Good · A Average · P Poor · F Fail

	BLDG-112A Main School Building
Mechanical / HVAC	
Mechanical / HVAC	A
Domestic Water Distribution	A
Plumbing Fixtures	A
Elevators & Lifts	N/A
Electrical	
Electrical Distribution	P
Lighting	A
Communications & Security	P
Fire Alarm	A
Fire Protection / Suppression	G
Exterior Architecture	
Exterior Doors	A
Exterior Walls	G
Exterior Windows	P
Exterior Stairs	G
Roofing	P
Interior Architecture	
Interior Ceiling Finishes	A
Interior Doors	P
Interior Floor Finishes	A
Interior Walls	P
Interior Wall Finishes	A
Interior Stairs	A

Site / Civil	
Roadways	A
Parking Lots	P
Pedestrian Paving (Sidewalks)	P
Site Development	A
Landscaping	A
Play Fields	A

Crawl Space	
Drainage Below Building	P
Access / Ventilation	A
Foundation	P
Exposed Pipes	P
Exposed Ductwork	N/A

Education Suitability Assessment

Rating Scale

- **Excellent** 81-100
- **Good** 66-80
- **Average** 51-65
- **Unsatisfactory** 36-50
- **Very Unsatisfactory** 20-35

Assessment Area	Score
Exterior	72
General Building	90
General Academic & Elective Spaces	45
Future Ready Student Development	83
Library / Media Center	98
Security	88
Technology	80
Storage	87
Furniture, Fixtures & Equipment	87
Environmental Quality (Lighting, Odors, Pests)	88
Controllability of Systems (Lights, Temps, Blinds)	60

PERKINS+WILL

AECOM

AUSTIN Independent School District

2016 Facility Condition Assessment and Educational Suitability Assessment

CLAYTON ELEMENTARY SCHOOL AUSTIN Independent School District

CLAYTON ELEMENTARY SCHOOL

Facility Site

7525 La Crosse Ave.
Austin, TX 78739

Building Area: 102,295 Square Feet
Site: 17 Acres
Date of First Construction: 2006

Assessment Timeline

Facility Condition Interview:	07/19/16
Facility Condition Field Visit:	07/19/16
Educational Suitability Interview:	08/09/16
Educational Suitability Field Visit:	08/09/16

Facility Summary

Clayton Elementary School was built in 2006. It consists of the Main School Building (BLDG-184A) which houses grades K-5. The facility consists of administration, classrooms, cafeteria, gymnasium, kitchen, and library.

Facility Condition Assessment (FCA)

The FCA is a process that is used to understand the deficiencies of a facility. It is conducted by a team of architects and engineers of various disciplines. The FCA is performed using existing data, facility staff interviews, facility walk-though assessments, analysis, and cost estimating.

FCA REPORT CARD	
Clayton Elementary School	73

*The FCA score is equal to 100 minus the Facility Condition Index (FCI). The FCI is equal to the cost to maintain, repair and replace deficiencies of a facility divided by the current replacement value of the facility.

Educational Suitability Assessment (ESA)

The ESA measures the degree to which the facility supports teaching and learning considering the exterior and site, academic spaces, support spaces, future-ready spaces, library and media center, security, technology, storage, fixtures, furniture and equipment, environmental quality, and controllability of lighting and HVAC systems.

ESA REPORT CARD	
Clayton Elementary School	83

*The FCA and ESA scores are not a representation of the school's academic performance and does not reflect any construction or improvements performed after the assessment date.
*These are draft scores pending AISD feedback.

Links to Online Surveys:

AISD Educational Suitability Survey - https://www.surveymonkey.com/r/AISD_Educational_Suitability_Survey

AISD Cuestionario para la Condicion de Instalacion y Conveniencia Educativa - https://www.survekymonkey.com/r/AISD_Educational_Suitability_Espanol

2016 Facility Condition Assessment and Educational Suitability Assessment

AUSTIN Independent School District

CLAYTON ELEMENTARY SCHOOL
AUSTIN Independent School District

Rev. 11/22/2016

Facility Condition Assessment

Rating Scale: E Excellent; G Good; A Average; P Poor; F Fail

	BLDG-184A Main School Building
Mechanical / HVAC	
Mechanical / HVAC	A
Domestic Water Distribution	P
Plumbing Fixtures	P
Elevators & Lifts	G
Electrical	
Electrical Distribution	G
Lighting	A
Communications & Security	A
Fire Alarm	G
Fire Protection / Suppression	A
Exterior Architecture	
Exterior Doors	A
Exterior Walls	G
Exterior Windows	G
Exterior Stairs	N/A
Roofing	A
Interior Architecture	
Interior Ceiling Finishes	A
Interior Doors	A
Interior Floor Finishes	G
Interior Walls	A
Interior Wall Finishes	A
Interior Stairs	A

Site / Civil	
Roadways	A
Parking Lots	G
Pedestrian Paving (Sidewalks)	G
Site Development	G
Landscaping	G
Play Fields	G

Crawl Space	
Drainage Below Building	N/A
Access / Ventilation	N/A
Foundation	N/A
Exposed Pipes	N/A
Exposed Ductwork	N/A

Education Suitability Assessment

Rating Scale

- **Excellent** 81-100
- **Good** 66-80
- **Average** 51-65
- **Unsatisfactory** 36-50
- **Very Unsatisfactory** 20-35

Assessment Area	Score
Exterior	88
General Building	80
General Academic & Elective Spaces	83
Future Ready Student Development	85
Library / Media Center	85
Security	63
Technology	80
Storage	93
Furniture, Fixtures & Equipment	100
Environmental Quality (Lighting, Odors, Pests)	76
Controllability of Systems (Lights, Temps, Blinds)	76

PERKINS+WILL

AECOM

2016 Facility Condition Assessment and Educational Suitability Assessment

COOK ELEMENTARY SCHOOL

Facility Site
1511 Cripple Creek Drive
Austin, TX 78758

Building Area: 67,355 Square Feet
Site: 13 Acres
Date of First Construction: 1974



Assessment Timeline

Facility Condition Interview:	08/04/16
Facility Condition Field Visit:	08/08/16
Educational Suitability Interview:	08/04/16
Educational Suitability Field Visit:	08/04/16

Facility Summary

Cook Elementary School was established in 1974, and consists of the primary school along with one additional campus building. These permanent campus buildings include the Main School Building (BLDG-161A) and the Stand-Alone Classroom Building (BLDG-161B). The buildings are connected to one another by a covered concrete sidewalk.

Facility Condition Assessment (FCA)

The FCA is a process that is used to understand the deficiencies of a facility. It is conducted by a team of architects and engineers of various disciplines. The FCA is performed using existing data, facility staff interviews, facility walk-though assessments, analysis, and cost estimating.

FCA REPORT CARD	
Cook Elementary School	39

*The FCA score is equal to 100 minus the Facility Condition Index (FCI). The FCI is equal to the cost to maintain, repair and replace deficiencies of a facility divided by the current replacement value of the facility.

Educational Suitability Assessment (ESA)

The ESA measures the degree to which the facility supports teaching and learning considering the exterior and site, academic spaces, support spaces, future-ready spaces, library and media center, security, technology, storage, fixtures, furniture and equipment, environmental quality, and controllability of lighting and HVAC systems.

ESA REPORT CARD	
Cook Elementary School	56

*The FCA and ESA scores are not a representation of the school's academic performance and does not reflect any construction or improvements performed after the assessment date.
*These are draft scores pending AISD feedback.

Links to Online Surveys:

AISD Educational Suitability Survey - https://www.surveymonkey.com/r/AISD_Educational_Suitability_Survey

AISD Cuestionario para la Condicion de Instalacion y Conveniencia Educativa - https://www.survekymonkey.com/r/AISD_Educational_Suitability_Espanol

AUSTIN Independent School District

2016 Facility Condition Assessment and Educational Suitability Assessment

COOK ELEMENTARY SCHOOL
AUSTIN Independent School District

Rev. 11/22/2016

Facility Condition Assessment

Rating Scale: E Excellent · G Good · A Average · P Poor · F Fail

	BLDG-161A Main School Building	BLDG-161B Separate Classroom Building
Mechanical / HVAC		
Mechanical / HVAC	P	P
Domestic Water Distribution	P	P
Plumbing Fixtures	P	A
Elevators & Lifts	N/A	N/A
Electrical		
Electrical Distribution	A	G
Lighting	A	G
Communications & Security	G	G
Fire Alarm	A	G
Fire Protection / Suppression	A	A
Exterior Architecture		
Exterior Doors	A	A
Exterior Walls	A	A
Exterior Windows	A	A
Exterior Stairs	A	N/A
Roofing	A	A
Interior Architecture		
Interior Ceiling Finishes	G	G
Interior Doors	G	G
Interior Floor Finishes	G	A
Interior Walls	G	G
Interior Wall Finishes	G	G
Interior Stairs	G	N/A

Site / Civil	
Roadways	A
Parking Lots	A
Pedestrian Paving (Sidewalks)	A
Site Development	A
Landscaping	G
Play Fields	P

Crawl Space	
Drainage Below Building	A
Access / Ventilation	A
Foundation	A
Exposed Pipes	A
Exposed Ductwork	G

Education Suitability Assessment

Rating Scale

- **Excellent** 81-100
- **Good** 66-80
- **Average** 51-65
- **Unsatisfactory** 36-50
- **Very Unsatisfactory** 20-35

Assessment Area	Score
Exterior	60
General Building	43
General Academic & Elective Spaces	43
Future Ready Student Development	55
Library / Media Center	84
Security	51
Technology	60
Storage	40
Furniture, Fixtures & Equipment	40
Environmental Quality (Lighting, Odors, Pests)	80
Controllability of Systems (Lights, Temps, Blinds)	68

PERKINS+WILL

AECOM

2016 Facility Condition Assessment and Educational Suitability Assessment

AUSTIN Independent School District

COVINGTON MIDDLE SCHOOL
AUSTIN Independent School District

COVINGTON MIDDLE SCHOOL

Facility Site

3700 Convict Hill Road
Austin, TX 78749

Building Area: 173,867 Square Feet
Site: 21 Acres
Date of First Construction: 1986

Assessment Timeline

Facility Condition Interview:	07/21/16
Facility Condition Field Visit:	08/08/16
Educational Suitability Interview:	07/21/16
Educational Suitability Field Visit:	07/21/16

Facility Summary

Covington Middle School was established in 1986 and consists of the main building along with two additional campus buildings. The permanent campus buildings include the Main School Building (BLDG-057A), the Separate Auditorium Building (BLDG-057B), and the Vocational/Art/Shop Building (BLDG-057C). The buildings are connected by covered sidewalks.

Facility Condition Assessment (FCA)

The FCA is a process that is used to understand the deficiencies of a facility. It is conducted by a team of architects and engineers of various disciplines. The FCA is performed using existing data, facility staff interviews, facility walk-though assessments, analysis, and cost estimating.

FCA REPORT CARD	
Covington Middle School	52

*The FCA score is equal to 100 minus the Facility Condition Index (FCI). The FCI is equal to the cost to maintain, repair and replace deficiencies of a facility divided by the current replacement value of the facility.

Educational Suitability Assessment (ESA)

The ESA measures the degree to which the facility supports teaching and learning considering the exterior and site, academic spaces, support spaces, future-ready spaces, library and media center, security, technology, storage, fixtures, furniture and equipment, environmental quality, and controllability of lighting and HVAC systems.

ESA REPORT CARD	
Covington Middle School	55

*The FCA and ESA scores are not a representation of the school's academic performance and does not reflect any construction or improvements performed after the assessment date.
*These are draft scores pending AISD feedback.

Links to Online Surveys:

AISD Educational Suitability Survey - https://www.surveymonkey.com/r/AISD_Educational_Suitability_Survey

AISD Cuestionario para la Condicion de Instalacion y Conveniencia Educativa - https://www.survekymonkey.com/r/AISD_Educational_Suitability_Espanol

2016 Facility Condition Assessment and Educational Suitability Assessment

AUSTIN Independent School District

COVINGTON MIDDLE SCHOOL
AUSTIN Independent School District

Rev. 11/22/2016

Facility Condition Assessment

Rating Scale: E Excellent · G Good · A Average · P Poor · F Fail

	BLDG-057A Main School Building	BLDG-057B Auditorium Building	BLDG-057C Vocational / Art / Shop Building
Mechanical / HVAC			
Mechanical / HVAC	A	A	A
Domestic Water Distribution	A	N/A	N/A
Plumbing Fixtures	P	G	G
Elevators & Lifts	A	N/A	N/A
Electrical			
Electrical Distribution	A	G	G
Lighting	A	A	A
Communications & Security	A	P	P
Fire Alarm	A	G	G
Fire Protection / Suppression	A	N/A	A
Exterior Architecture			
Exterior Doors	A	A	A
Exterior Walls	G	G	G
Exterior Windows	G	G	G
Exterior Stairs	N/A	N/A	N/A
Roofing	G	G	A
Interior Architecture			
Interior Ceiling Finishes	A	A	A
Interior Doors	A	G	A
Interior Floor Finishes	A	A	A
Interior Walls	G	G	G
Interior Wall Finishes	G	G	A
Interior Stairs	A	N/A	N/A

Site / Civil	
Roadways	A
Parking Lots	A
Pedestrian Paving (Sidewalks)	A
Site Development	G
Landscaping	A
Play Fields	A

Crawl Space (BLDG-057A)	
Drainage Below Building	A
Access / Ventilation	A
Foundation	A
Exposed Pipes	A
Exposed Ductwork	N/A

Education Suitability Assessment

Rating Scale

- **Excellent** 81-100
- **Good** 66-80
- **Average** 51-65
- **Unsatisfactory** 36-50
- **Very Unsatisfactory** 20-35

Assessment Area	Score
Exterior	72
General Building	80
General Academic & Elective Spaces	49
Future Ready Student Development	48
Library / Media Center	67
Security	46
Technology	50
Storage	47
Furniture, Fixtures & Equipment	25
Environmental Quality (Lighting, Odors, Pests)	76
Controllability of Systems (Lights, Temps, Blinds)	68

PERKINS+WILL

AECOM

2016 Facility Condition Assessment and Educational Suitability Assessment

AUSTIN Independent School District

COWAN ELEMENTARY SCHOOL
AUSTIN Independent School District

COWAN ELEMENTARY SCHOOL

Facility Site

2817 Kentish Drive
Austin, TX 78748

Building Area: 70,234 Square Feet
Site: 23 Acres
Date of First Construction: 1999

Assessment Timeline

Facility Condition Interview:	07/19/16
Facility Condition Field Visit:	07/19/16
Educational Suitability Interview:	07/19/16
Educational Suitability Field Visit:	07/19/16

Facility Summary

Cowan Elementary School was first established in 1999, and consists of one permanent building referred to as the Main School Building (BLDG-183A).

Facility Condition Assessment (FCA)

The FCA is a process that is used to understand the deficiencies of a facility. It is conducted by a team of architects and engineers of various disciplines. The FCA is performed using existing data, facility staff interviews, facility walk-though assessments, analysis, and cost estimating.

FCA REPORT CARD	
Cowan Elementary School	35

*The FCA score is equal to 100 minus the Facility Condition Index (FCI). The FCI is equal to the cost to maintain, repair and replace deficiencies of a facility divided by the current replacement value of the facility.

Educational Suitability Assessment (ESA)

The ESA measures the degree to which the facility supports teaching and learning considering the exterior and site, academic spaces, support spaces, future-ready spaces, library and media center, security, technology, storage, fixtures, furniture and equipment, environmental quality, and controllability of lighting and HVAC systems.

ESA REPORT CARD	
Cowan Elementary School	74

*The FCA and ESA scores are not a representation of the school's academic performance and does not reflect any construction or improvements performed after the assessment date.
*These are draft scores pending AISD feedback.

Links to Online Surveys:

AISD Educational Suitability Survey - https://www.surveymonkey.com/r/AISD_Educational_Suitability_Survey

AISD Cuestionario para la Condicion de Instalacion y Conveniencia Educativa - https://www.survekymonkey.com/r/AISD_Educational_Suitability_Espanol

2016 Facility Condition Assessment and Educational Suitability Assessment

AUSTIN Independent School District

COWAN ELEMENTARY SCHOOL
AUSTIN Independent School District

Rev. 11/30/2016

Facility Condition Assessment

Rating Scale: E Excellent · G Good · A Average · P Poor · F Fail

	BLDG-183A Main School Building
Mechanical / HVAC	
Mechanical / HVAC	A
Domestic Water Distribution	A
Plumbing Fixtures	A
Elevators & Lifts	N/A
Electrical	
Electrical Distribution	G
Lighting	A
Communications & Security	A
Fire Alarm	G
Fire Protection / Suppression	G
Exterior Architecture	
Exterior Doors	A
Exterior Walls	A
Exterior Windows	G
Exterior Stairs	N/A
Roofing	P
Interior Architecture	
Interior Ceiling Finishes	A
Interior Doors	G
Interior Floor Finishes	A
Interior Walls	A
Interior Wall Finishes	G
Interior Stairs	N/A

Site / Civil	
Roadways	A
Parking Lots	A
Pedestrian Paving (Sidewalks)	A
Site Development	G
Landscaping	P
Play Fields	A

Crawl Space	
Drainage Below Building	N/A
Access / Ventilation	N/A
Foundation	N/A
Exposed Pipes	N/A
Exposed Ductwork	N/A

Education Suitability Assessment

Rating Scale

- **Excellent** 81-100
- **Good** 66-80
- **Average** 51-65
- **Unsatisfactory** 36-50
- **Very Unsatisfactory** 20-35

Assessment Area	Score
Exterior	94
General Building	83
General Academic & Elective Spaces	74
Future Ready Student Development	73
Library / Media Center	89
Security	63
Technology	70
Storage	60
Furniture, Fixtures & Equipment	65
Environmental Quality (Lighting, Odors, Pests)	76
Controllability of Systems (Lights, Temps, Blinds)	60

PERKINS+WILL

AECOM

2016 Facility Condition Assessment and Educational Suitability Assessment

AUSTIN Independent School District

CROCKETT HIGH SCHOOL
AUSTIN Independent School District

CROCKETT HIGH SCHOOL

Facility Site
5601 Manchaca Road
Austin, TX 78745

Building Area: 336,603 Square Feet
Site: 40 Acres
Date of First Construction: 1969

Assessment Timeline

Facility Condition Interview:	07/26/16
Facility Condition Field Visit:	07/26/16
Educational Suitability Interview:	08/17/16
Educational Suitability Field Visit:	08/17/16

Facility Summary

Crockett High School was established in 1969, and consists of the primary school along with one additional campus building. These permanent campus buildings include the Main School Building (BLDG-008A), and the Theater (BLDG-008B). The Theater Building was built in 1988. The buildings are connected to one another by exterior, covered concrete sidewalks. The Main School Building was undergoing HVAC (heating, ventilation and air conditioning) renovations during the time of the assessment. Annual maintenance on flooring was also being performed.

Facility Condition Assessment (FCA)

The FCA is a process that is used to understand the deficiencies of a facility. It is conducted by a team of architects and engineers of various disciplines. The FCA is performed using existing data, facility staff interviews, facility walk-though assessments, analysis, and cost estimating.

FCA REPORT CARD	
Crockett High School	64

*The FCA score is equal to 100 minus the Facility Condition Index (FCI). The FCI is equal to the cost to maintain, repair and replace deficiencies of a facility divided by the current replacement value of the facility.

Educational Suitability Assessment (ESA)

The ESA measures the degree to which the facility supports teaching and learning considering the exterior and site, academic spaces, support spaces, future-ready spaces, library and media center, security, technology, storage, fixtures, furniture and equipment, environmental quality, and controllability of lighting and HVAC systems.

ESA REPORT CARD	
Crockett High School	58

*The FCA and ESA scores are not a representation of the school's academic performance and does not reflect any construction or improvements performed after the assessment date.
*These are draft scores pending AISD feedback.

Links to Online Surveys:

AISD Educational Suitability Survey - https://www.surveymonkey.com/r/AISD_Educational_Suitability_Survey

AISD Cuestionario para la Condicion de Instalacion y Conveniencia Educativa - https://www.survekymonkey.com/r/AISD_Educational_Suitability_Espanol

AUSTIN Independent School District

2016 Facility Condition Assessment and Educational Suitability Assessment

CROCKETT HIGH SCHOOL
AUSTIN Independent School District

Rev. 11/22/2016

Facility Condition Assessment

Rating Scale: E Excellent · G Good · A Average · P Poor · F Fail

	BLDG-008A Main School Building	BLDG-008B Theater Building
Mechanical / HVAC		
Mechanical / HVAC	A	A
Domestic Water Distribution	A	G
Plumbing Fixtures	P	G
Elevators & Lifts	G	G
Electrical		
Electrical Distribution	P	A
Lighting	P	A
Communications & Security	A	G
Fire Alarm	G	G
Fire Protection / Suppression	A	A
Exterior Architecture		
Exterior Doors	A	G
Exterior Walls	G	G
Exterior Windows	A	G
Exterior Stairs	A	N/A
Roofing	A	G
Interior Architecture		
Interior Ceiling Finishes	A	G
Interior Doors	A	G
Interior Floor Finishes	A	G
Interior Walls	A	G
Interior Wall Finishes	A	G
Interior Stairs	A	G

Site / Civil	
Roadways	A
Parking Lots	A
Pedestrian Paving (Sidewalks)	A
Site Development	P
Landscaping	P
Play Fields	G

Crawl Space (BLDG-008A)	
Drainage Below Building	A
Access / Ventilation	A
Foundation	A
Exposed Pipes	A
Exposed Ductwork	N/A

Education Suitability Assessment

Rating Scale

- **Excellent** 81-100
- **Good** 66-80
- **Average** 51-65
- **Unsatisfactory** 36-50
- **Very Unsatisfactory** 20-35

Assessment Area	Score
Exterior	66
General Building	73
General Academic & Elective Spaces	43
Future Ready Student Development	64
Library / Media Center	87
Security	40
Technology	40
Storage	47
Furniture, Fixtures & Equipment	80
Environmental Quality (Lighting, Odors, Pests)	52
Controllability of Systems (Lights, Temps, Blinds)	60

PERKINS+WILL

AECOM

AUSTIN Independent School District

2016 Facility Condition Assessment and Educational Suitability Assessment

CUNNINGHAM ELEMENTARY SCHOOL
AUSTIN Independent School District

CUNNINGHAM ELEMENTARY SCHOOL

Facility Site

2200 Berkeley Ave.
Austin, TX 78745

Building Area: 61,566 Square Feet
Site: 9 Acres
Date of First Construction: 1963

Assessment Timeline

Facility Condition Interview:	07/26/16
Facility Condition Field Visit:	07/25/16
Educational Suitability Interview:	07/26/16
Educational Suitability Field Visit:	07/26/16



Facility Summary

Cunningham Elementary School was first established in 1962, and consists of the primary school building along with one additional campus building. These permanent campus buildings include the Main School Building (BLDG-113A) and the Separate Classroom Building (BLDG-113B). The Separate Classroom Building was constructed in 1990. The two buildings are connected by an exterior covered concrete walkway.

Facility Condition Assessment (FCA)

The FCA is a process that is used to understand the deficiencies of a facility. It is conducted by a team of architects and engineers of various disciplines. The FCA is performed using existing data, facility staff interviews, facility walk-though assessments, analysis, and cost estimating.

FCA REPORT CARD	
Cunningham Elementary School	48

*The FCA score is equal to 100 minus the Facility Condition Index (FCI). The FCI is equal to the cost to maintain, repair and replace deficiencies of a facility divided by the current replacement value of the facility.

Educational Suitability Assessment (ESA)

The ESA measures the degree to which the facility supports teaching and learning considering the exterior and site, academic spaces, support spaces, future-ready spaces, library and media center, security, technology, storage, fixtures, furniture and equipment, environmental quality, and controllability of lighting and HVAC systems.

ESA REPORT CARD	
Cunningham Elementary School	64

*The FCA and ESA scores are not a representation of the school's academic performance and does not reflect any construction or improvements performed after the assessment date.
*These are draft scores pending AISD feedback.

Links to Online Surveys:

AISD Educational Suitability Survey - https://www.surveymonkey.com/r/AISD_Educational_Suitability_Survey

AISD Cuestionario para la Condicion de Instalacion y Conveniencia Educativa - https://www.survekymonkey.com/r/AISD_Educational_Suitability_Espanol

2016 Facility Condition Assessment and Educational Suitability Assessment

AUSTIN Independent School District

CUNNINGHAM ELEMENTARY SCHOOL
AUSTIN Independent School District

Rev. 11/22/2016

Facility Condition Assessment

Rating Scale: E Excellent · G Good · A Average · P Poor · F Fail

	BLDG-113A Main School Building	BLDG-113B Separate Classroom Building
Mechanical / HVAC		
Mechanical / HVAC	P	P
Domestic Water Distribution	P	N/A
Plumbing Fixtures	P	A
Elevators & Lifts	E	N/A
Electrical		
Electrical Distribution	P	G
Lighting	P	G
Communications & Security	A	G
Fire Alarm	G	G
Fire Protection / Suppression	A	G
Exterior Architecture		
Exterior Doors	G	G
Exterior Walls	G	G
Exterior Windows	A	A
Exterior Stairs	G	G
Roofing	P	A
Interior Architecture		
Interior Ceiling Finishes	G	G
Interior Doors	A	G
Interior Floor Finishes	A	G
Interior Walls	G	G
Interior Wall Finishes	A	G
Interior Stairs	G	N/A

Site / Civil	
Roadways	P
Parking Lots	G
Pedestrian Paving (Sidewalks)	P
Site Development	G
Landscaping	A
Play Fields	A

Crawl Space	
Drainage Below Building	N/A
Access / Ventilation	N/A
Foundation	N/A
Exposed Pipes	N/A
Exposed Ductwork	N/A

Education Suitability Assessment

Rating Scale

- **Excellent** 81-100
- **Good** 66-80
- **Average** 51-65
- **Unsatisfactory** 36-50
- **Very Unsatisfactory** 20-35

Assessment Area	Score
Exterior	66
General Building	53
General Academic & Elective Spaces	54
Future Ready Student Development	65
Library / Media Center	84
Security	54
Technology	40
Storage	73
Furniture, Fixtures & Equipment	87
Environmental Quality (Lighting, Odors, Pests)	64
Controllability of Systems (Lights, Temps, Blinds)	60

PERKINS+WILL

AECOM

AUSTIN Independent School District

2016 Facility Condition Assessment and Educational Suitability Assessment

DAVIS ELEMENTARY SCHOOL AUSTIN Independent School District

DAVIS ELEMENTARY SCHOOL

Facility Site
5214 Duval Rd.
Austin, TX 78727

Building Area: 72,150 Square Feet
Site: 13 Acres
Date of First Construction: 1993

Assessment Timeline

Facility Condition Interview:	07/28/16
Facility Condition Field Visit:	07/25/16
Educational Suitability Interview:	07/28/16
Educational Suitability Field Visit:	07/28/16



Facility Summary

Davis Elementary School was first established in 1993, and consists of two permanent campus buildings. The Main School Building (BLDG-179A) includes administration offices, classrooms, gymnasium, and cafeteria. The other permanent campus building is a Separate Classroom Building (BLDG-179B) constructed in 1999, which is connected to the main building by a covered walkway.

Facility Condition Assessment (FCA)

The FCA is a process that is used to understand the deficiencies of a facility. It is conducted by a team of architects and engineers of various disciplines. The FCA is performed using existing data, facility staff interviews, facility walk-though assessments, analysis, and cost estimating.

FCA REPORT CARD	
Davis Elementary School	78

*The FCA score is equal to 100 minus the Facility Condition Index (FCI). The FCI is equal to the cost to maintain, repair and replace deficiencies of a facility divided by the current replacement value of the facility.

Educational Suitability Assessment (ESA)

The ESA measures the degree to which the facility supports teaching and learning considering the exterior and site, academic spaces, support spaces, future-ready spaces, library and media center, security, technology, storage, fixtures, furniture and equipment, environmental quality, and controllability of lighting and HVAC systems.

ESA REPORT CARD	
Davis Elementary School	67

*The FCA and ESA scores are not a representation of the school's academic performance and does not reflect any construction or improvements performed after the assessment date.
*These are draft scores pending AISD feedback.

Links to Online Surveys:

AISD Educational Suitability Survey - https://www.surveymonkey.com/r/AISD_Educational_Suitability_Survey

AISD Cuestionario para la Condicion de Instalacion y Conveniencia Educativa - https://www.survekymonkey.com/r/AISD_Educational_Suitability_Espanol

2016 Facility Condition Assessment and Educational Suitability Assessment

AUSTIN Independent School District

DAVIS ELEMENTARY SCHOOL
AUSTIN Independent School District

Rev. 12/15/2016

Facility Condition Assessment

Rating Scale: E Excellent; G Good; A Average; P Poor; F Fail

	BLDG-179A Main School Building	BLDG-179B Separate Classroom Building
Mechanical / HVAC		
Mechanical / HVAC	A	A
Domestic Water Distribution	G	G
Plumbing Fixtures	G	G
Elevators & Lifts	N/A	N/A
Electrical		
Electrical Distribution	G	G
Lighting	G	G
Communications & Security	G	G
Fire Alarm	G	G
Fire Protection / Suppression	G	G
Exterior Architecture		
Exterior Doors	G	G
Exterior Walls	G	G
Exterior Windows	G	G
Exterior Stairs	A	N/A
Roofing	G	G
Interior Architecture		
Interior Ceiling Finishes	A	G
Interior Doors	G	G
Interior Floor Finishes	A	G
Interior Walls	G	G
Interior Wall Finishes	G	A
Interior Stairs	G	N/A

Site / Civil	
Roadways	P
Parking Lots	P
Pedestrian Paving (Sidewalks)	A
Site Development	P
Landscaping	A
Play Fields	A

Crawl Space	
Drainage Below Building	N/A
Access / Ventilation	N/A
Foundation	N/A
Exposed Pipes	N/A
Exposed Ductwork	N/A

Education Suitability Assessment

Rating Scale

- **Excellent** 81-100
- **Good** 66-80
- **Average** 51-65
- **Unsatisfactory** 36-50
- **Very Unsatisfactory** 20-35

Assessment Area	Score
Exterior	54
General Building	67
General Academic & Elective Spaces	72
Future Ready Student Development	53
Library / Media Center	80
Security	62
Technology	80
Storage	47
Furniture, Fixtures & Equipment	60
Environmental Quality (Lighting, Odors, Pests)	84
Controllability of Systems (Lights, Temps, Blinds)	68

PERKINS+WILL

AECOM

2016 Facility Condition Assessment and Educational Suitability Assessment

AUSTIN Independent School District

DAWSON ELEMENTARY SCHOOL
AUSTIN Independent School District

DAWSON ELEMENTARY SCHOOL

Facility Site
3001 S. First St.
Austin, TX 78704

Building Area: 55,301 Square Feet
Site: 9 Acres
Date of First Construction: 1954

Assessment Timeline

Facility Condition Interview:	06/20/16
Facility Condition Field Visit:	06/27/16
Educational Suitability Interview:	06/20/16
Educational Suitability Field Visit:	06/20/16

Facility Summary

Dawson Elementary School was first established in 1954, and consists of three permanent buildings, the Main School Building (BLDG-114A), the Storage Building (BLDG-114B) and the Separate Classroom Building (BLDG-114C). The buildings are connected to one another by uncovered sidewalks, but the individual wings of the Main School Building are connected by covered sidewalks. The classrooms are accessed from the exterior. The majority of classrooms were under renovation during the assessment.

Facility Condition Assessment (FCA)

The FCA is a process that is used to understand the deficiencies of a facility. It is conducted by a team of architects and engineers of various disciplines. The FCA is performed using existing data, facility staff interviews, facility walk-though assessments, analysis, and cost estimating.

FCA REPORT CARD	
Dawson Elementary School	58

*The FCA score is equal to 100 minus the Facility Condition Index (FCI). The FCI is equal to the cost to maintain, repair and replace deficiencies of a facility divided by the current replacemetn value of the facility.

Educational Suitability Assessment (ESA)

The ESA measures the degree to which the facility supports teaching and learning considering the exterior and site, academic spaces, support spaces, future-ready spaces, library and media center, security, technology, storage, fixtures, furniture and equipment, environmental quality, and controllability of lighting and HVAC systems.

ESA REPORT CARD	
Dawson Elementary School	68

*The FCA and ESA scores are not a representation of the school's academic performance and does not reflect any construction or improvements performed after the assessment date. This is a draft score pending AISD feedback.

Links to Online Surveys:

AISD Educational Suitability Survey - https://www.surveymonkey.com/r/AISD_Educational_Suitability_Survey

AISD Cuestionario para la Condicion de Instalacion y Conveniencia Educativa - https://www.survekymonkey.com/r/AISD_Educational_Suitability_Espanol

PERKINS+WILL

Rev. 11/22/2016

AECOM

2016 Facility Condition Assessment and Educational Suitability Assessment

AUSTIN Independent School District

DAWSON ELEMENTARY SCHOOL
AUSTIN Independent School District

Rev. 11/22/2016

Facility Condition Assessment

Rating Scale: E Excellent · G Good · A Average · P Poor · F Fail

	BLDG-114A Main School Building	BLDG-114B Storage Building	BLDG-114C Separate Classroom Building
Mechanical / HVAC			
Mechanical / HVAC	G	N/A	N/A
Domestic Water Distribution	A	G	A
Plumbing Fixtures	A	G	G
Elevators & Lifts	N/A	N/A	N/A
Electrical			
Electrical Distribution	P	N/A	G
Lighting	A	P	G
Communications & Security	P	N/A	G
Fire Alarm	G	N/A	G
Fire Protection / Suppression	G	N/A	N/A
Exterior Architecture			
Exterior Doors	G	G	G
Exterior Walls	G	G	G
Exterior Windows	G	N/A	G
Exterior Stairs	G	N/A	N/A
Roofing	A	N/A	G
Interior Architecture			
Interior Ceiling Finishes	A	N/A	G
Interior Doors	A	N/A	G
Interior Floor Finishes	A	N/A	N/A
Interior Walls	G	N/A	G
Interior Wall Finishes	A	N/A	G
Interior Stairs	G	N/A	N/A

Site / Civil	
Roadways	P
Parking Lots	P
Pedestrian Paving (Sidewalks)	A
Site Development	A
Landscaping	A
Play Fields	A

Crawl Space	
Drainage Below Building	N/A
Access / Ventilation	N/A
Foundation	N/A
Exposed Pipes	N/A
Exposed Ductwork	N/A

Education Suitability Assessment

Rating Scale

- **Excellent** 81-100
- **Good** 66-80
- **Average** 51-65
- **Unsatisfactory** 36-50
- **Very Unsatisfactory** 20-35

Assessment Area	Score
Exterior	68
General Building	87
General Academic & Elective Spaces	57
Future Ready Student Development	65
Library / Media Center	80
Security	69
Technology	60
Storage	53
Furniture, Fixtures & Equipment	80
Environmental Quality (Lighting, Odors, Pests)	80
Controllability of Systems (Lights, Temps, Blinds)	76

PERKINS+WILL

AECOM

AUSTIN
Independent School District

2016 Facility Condition Assessment and Educational Suitability Assessment

DELCO ACTIVITY CENTER

Facility Site
4601 Pecan Brook Dr.
Austin, TX 78724

Building Area: 60,294 Square Feet
Site: 44 Acres
Date of First Construction: 2003

Assessment Timeline

Facility Condition Interview:	08/22/16
Facility Condition Field Visit:	08/22/16
Educational Suitability Interview:	08/22/16
Educational Suitability Field Visit:	08/22/16

Facility Summary

The Delco Activity Center consists of one main building (BLDG-949) with a sports arena, locker rooms, concessions and office spaces. The building has a main floor and a mezzanine. The mezzanine is bleacher seating for the arena.

Educational Suitability Assessment (ESA)

The ESA measures the degree to which the facility supports teaching and learning considering the exterior and site, academic spaces, support spaces, future-ready spaces, library and media center, security, technology, storage, fixtures, furniture and equipment, environmental quality, and controllability of lighting and HVAC systems.

DELCO ACTIVITY CENTER

- Complex has adequate support space and office space according to campus staff.
- Facility functions well for various school functions including basketball, volleyball, wrestling and graduation ceremonies.
- Facility has an extensive list of uses by a variety of entities including City of Austin, City of Austin Police dog training, Travis County voting and rodeo, state robotics competitions, Lego tournament, El Mundo community outreach and naturalization ceremonies.
- The center has a capacity of 5,520 and has adequate parking and circulation.
- Conference room visual communication equipment needs upgrades.
- Storage area designated as a shipping hub for North high schools' equipment.
- Center needs additional storage for larger equipment including basketball goals and large equipment to lower bleachers.

*The FCA and ESA scores are not a representation of the school's academic performance and does not reflect any construction or improvements performed after the assessment date.
*These are draft scores pending AISD feedback.

Links to Online Surveys:

AISD Educational Suitability Survey - https://www.surveymonkey.com/r/AISD_Educational_Suitability_Survey

AISD Cuestionario para la Condicion de Instalacion y Conveniencia Educativa - https://www.survekymonkey.com/r/AISD_Educational_Suitability_Espanol

AUSTIN Independent School District

2016 Facility Condition Assessment and Educational Suitability Assessment

Rev. 11/30/2016

Facility Condition Assessment (FCA)

The FCA is a process that is used to understand the deficiencies of a facility. It is conducted by a team of architects and engineers of various disciplines. The FCA is performed using existing data, facility staff interviews, facility walk-though assessments, analysis, and cost estimating. The FCA score is equal to 100 minus the Facility Condition Index (FCI). The FCI is equal to the cost to maintain, repair and replace deficiencies of a facility divided by the current replacement value of the facility.

FCA REPORT CARD

Delco Activity Center	33

Rating Scale: E Excellent, G Good, A Average, P Poor, F Fail

	BLDG-949A Main Building
Mechanical / HVAC	
Mechanical / HVAC	G
Domestic Water Distribution	A
Plumbing Fixtures	G
Elevators & Lifts	G
Electrical	
Electrical Distribution	G
Lighting	G
Communications & Security	G
Fire Alarm	G
Fire Protection / Suppression	G
Exterior Architecture	
Exterior Doors	P
Exterior Walls	A
Exterior Windows	G
Exterior Stairs	N/A
Roofing	G
Interior Architecture	
Interior Ceiling Finishes	A
Interior Doors	G
Interior Floor Finishes	G
Interior Walls	P
Interior Wall Finishes	G
Interior Stairs	G

Site / Civil	
Roadways	P
Parking Lots	F
Pedestrian Paving (Sidewalks)	A
Site Development	P
Landscaping	G
Play Fields	G

Crawl Space (BLDG-949A)	
Drainage Below Building	P
Access / Ventilation	P
Foundation	G
Exposed Pipes	G
Exposed Ductwork	G

PERKINS+WILL

AECOM

2016 Facility Condition Assessment and Educational Suitability Assessment

AUSTIN Independent School District

DOBIE MIDDLE SCHOOL AUSTIN Independent School District

DOBIE PRE-KINDERGARTEN AUSTIN Independent School District

DOBIE MIDDLE SCHOOL & PRE-K CENTER

Facility Site

1200 E. Rundberg Lane
Austin, TX 78753

Building Area: 133,303 Square Feet
Site: 20 Acres
Date of First Construction: 1973

Assessment Timeline

Facility Condition Interview: 06/22/16
Facility Condition Field Visit: 06/27/16

Dobie Middle School
Educational Suitability Interview: 06/22/16
Educational Suitability Field Visit: 06/22/16

Dobie Pre-K Center
Educational Suitability Interview: 08/09/16
Educational Suitability Field Visit: 08/09/16

Facility Summary

Dobie Middle School was established in 1973, and consists of the two-story Main School Building (BLDG-055A) and a one-story Separate Classroom Building (BLDG-055B), which was constructed in 2008. Both buildings are connected by a covered walkway. The campus also houses the Dobie Pre-K Center.

Facility Condition Assessment (FCA)

The FCA is a process that is used to understand the deficiencies of a facility. It is conducted by a team of architects and engineers of various disciplines. The FCA is performed using existing data, facility staff interviews, facility walk-though assessments, analysis, and cost estimating.

FCA REPORT CARD	
Dobie Middle School	42

*The FCA score is equal to 100 minus the Facility Condition Index (FCI). The FCI is equal to the cost to maintain, repair and replace deficiencies of a facility divided by the current replacement value of the facility.

Educational Suitability Assessment (ESA)

The ESA measures the degree to which the facility supports teaching and learning considering the exterior and site, academic spaces, support spaces, future-ready spaces, library and media center, security, technology, storage, fixtures, furniture and equipment, environmental quality, and controllability of lighting and HVAC systems.

ESA REPORT CARD	
Dobie Middle School	50
Dobie Pre-K Center	35

*The FCA and ESA scores are not a representation of the school's academic performance and does not reflect any construction or improvements performed after the assessment date.
*These are draft scores pending AISD feedback.

Links to Online Surveys:

AISD Educational Suitability Survey - https://www.surveymonkey.com/r/AISD_Educational_Suitability_Survey

AISD Cuestionario para la Condicion de Instalacion y Conveniencia Educativa - https://www.survekymonkey.com/r/AISD_Educational_Suitability_Espanol

PERKINS+WILL

Rev. 11/22/2016

AECOM

2016 Facility Condition Assessment and Educational Suitability Assessment

AUSTIN Independent School District

DOBIE MIDDLE SCHOOL AUSTIN Independent School District

DOBIE PRE-KINDERGARTEN AUSTIN Independent School District

Rev. 11/22/2016

Facility Condition Assessment

Rating Scale: E Excellent; G Good; A Average; P Poor; F Fail

	BLDG-055A Main School Building	BLDG-055B Separate Classroom Building
Mechanical / HVAC		
Mechanical / HVAC	P	A
Domestic Water Distribution	P	G
Plumbing Fixtures	A	A
Elevators & Lifts	N/A	N/A
Electrical		
Electrical Distribution	A	G
Lighting	A	G
Communications & Security	A	G
Fire Alarm	A	G
Fire Protection / Suppression	G	G
Exterior Architecture		
Exterior Doors	A	G
Exterior Walls	G	G
Exterior Windows	A	G
Exterior Stairs	G	N/A
Roofing	A	G
Interior Architecture		
Interior Ceiling Finishes	G	G
Interior Doors	A	G
Interior Floor Finishes	G	G
Interior Walls	G	G
Interior Wall Finishes	G	G
Interior Stairs	G	N/A

Site / Civil	
Roadways	F
Parking Lots	F
Pedestrian Paving (Sidewalks)	P
Site Development	P
Landscaping	G
Play Fields	P

Crawl Space (BLDG-055A)	
Drainage Below Building	A
Access / Ventilation	A
Foundation	P
Exposed Pipes	A
Exposed Ductwork	G

Education Suitability Assessment

Rating Scale

- **Excellent** 81-100
- **Good** 66-80
- **Average** 51-65
- **Unsatisfactory** 36-50
- **Very Unsatisfactory** 20-35

Dobie Middle School - Assessment Area	Score
Exterior	32
General Building	57
General Academic & Elective Spaces	57
Future Ready Student Development	55
Library / Media Center	64
Security	29
Technology	60
Storage	33
Furniture, Fixtures & Equipment	53
Environmental Quality (Lighting, Odors, Pests)	44
Controllability of Systems (Lights, Temps, Blinds)	44

Dobie Pre-K Center - Assessment Area	Score
Exterior	29
General Building	23
General Academic & Elective Spaces	25
Future Ready Student Development	28
Library / Media Center	53
Security	20
Technology	40
Storage	33
Furniture, Fixtures & Equipment	53
Environmental Quality (Lighting, Odors, Pests)	44
Controllability of Systems (Lights, Temps, Blinds)	52

PERKINS+WILL

AECOM

AUSTIN Independent School District

2016 Facility Condition Assessment and Educational Suitability Assessment

DOSS ELEMENTARY SCHOOL
AUSTIN Independent School District

DOSS ELEMENTARY SCHOOL

Facility Site
7005 Northledge Drive
Austin, TX 78731

Building Area: 61,102 Square Feet
Site: 10 Acres
Date of First Construction: 1970

Assessment Timeline

Facility Condition Interview:	07/26/16
Facility Condition Field Visit:	07/25/16
Educational Suitability Interview:	07/26/16
Educational Suitability Field Visit:	07/26/16



Facility Summary

Doss Elementary School was established in 1970, and consists of the primary school along with an additional campus building. The Main School Building (BLDG-154A) includes administration offices, classrooms, cafeteria, and gymnasium and was built in 1970. The other building is the Separate Gymnasium (BLDG-154B) and was built in 2010. The buildings are connected by a series of exterior covered sidewalks.

Facility Condition Assessment (FCA)

The FCA is a process that is used to understand the deficiencies of a facility. It is conducted by a team of architects and engineers of various disciplines. The FCA is performed using existing data, facility staff interviews, facility walk-though assessments, analysis, and cost estimating.

FCA REPORT CARD	
Doss Elementary School	47

*The FCA score is equal to 100 minus the Facility Condition Index (FCI). The FCI is equal to the cost to maintain, repair and replace deficiencies of a facility divided by the current replacement value of the facility.

Educational Suitability Assessment (ESA)

The ESA measures the degree to which the facility supports teaching and learning considering the exterior and site, academic spaces, support spaces, future-ready spaces, library and media center, security, technology, storage, fixtures, furniture and equipment, environmental quality, and controllability of lighting and HVAC systems.

ESA REPORT CARD	
Doss Elementary School	53

*The FCA and ESA scores are not a representation of the school's academic performance and does not reflect any construction or improvements performed after the assessment date.
*These are draft scores pending AISD feedback.

Links to Online Surveys:

AISD Educational Suitability Survey - https://www.surveymonkey.com/r/AISD_Educational_Suitability_Survey

AISD Cuestionario para la Condicion de Instalacion y Conveniencia Educativa - https://www.survekymonkey.com/r/AISD_Educational_Suitability_Espanol

AUSTIN Independent School District

2016 Facility Condition Assessment and Educational Suitability Assessment

DOSS ELEMENTARY SCHOOL
AUSTIN Independent School District

Rev. 11/22/2016

Facility Condition Assessment

Rating Scale: E Excellent · G Good · A Average · P Poor · F Fail

	BLDG-154A Main School Building	BLDG-154B Separate Classroom Building
Mechanical / HVAC		
Mechanical / HVAC	A	A
Domestic Water Distribution	A	A
Plumbing Fixtures	A	A
Elevators & Lifts	G	N/A
Electrical		
Electrical Distribution	A	G
Lighting	A	G
Communications & Security	A	G
Fire Alarm	G	G
Fire Protection / Suppression	A	A
Exterior Architecture		
Exterior Doors	A	G
Exterior Walls	G	G
Exterior Windows	A	G
Exterior Stairs	A	N/A
Roofing	A	G
Interior Architecture		
Interior Ceiling Finishes	A	G
Interior Doors	A	A
Interior Floor Finishes	G	G
Interior Walls	G	G
Interior Wall Finishes	G	G
Interior Stairs	G	N/A

Site / Civil	
Roadways	P
Parking Lots	P
Pedestrian Paving (Sidewalks)	A
Site Development	A
Landscaping	A
Play Fields	A

Crawl Space	
Drainage Below Building	A
Access / Ventilation	A
Foundation	A
Exposed Pipes	A
Exposed Ductwork	G

Education Suitability Assessment

Rating Scale

- **Excellent** 81-100
- **Good** 66-80
- **Average** 51-65
- **Unsatisfactory** 36-50
- **Very Unsatisfactory** 20-35

Assessment Area	Score
Exterior	58
General Building	47
General Academic & Elective Spaces	46
Future Ready Student Development	55
Library / Media Center	71
Security	49
Technology	50
Storage	53
Furniture, Fixtures & Equipment	60
Environmental Quality (Lighting, Odors, Pests)	48
Controllability of Systems (Lights, Temps, Blinds)	52

PERKINS+WILL

AECOM

2016 Facility Condition Assessment and Educational Suitability Assessment

AUSTIN Independent School District

EASTSIDE MEMORIAL HIGH SCHOOL
AUSTIN Independent School District

EASTSIDE MEMORIAL HIGH SCHOOL

Facility Site
1012 Arthur Stiles Road
Austin, TX 78721

Building Area: 265,174 Square Feet
Site: 28 Acres
Date of First Construction: 1960

Assessment Timeline

Facility Condition Interview:	08/11/16
Facility Condition Field Visit:	08/08/16
Educational Suitability Interview:	08/11/16
Educational Suitability Field Visit:	08/11/16

Facility Summary

Eastside Memorial High School was established in 1960, and consists of four permanent buildings which include the Main School Building (BLDG-019A), Theater Building (BLDG-019B), the Separate Classroom Building (BLDG-019C), and Mechanical Building (BLDG-019D). The Main School Building and the Separate Classroom Building are connected to one another by a covered sidewalk. The Theater Building and the Mechanical Building are located directly adjacent to the Main School Building.

Facility Condition Assessment (FCA)

The FCA is a process that is used to understand the deficiencies of a facility. It is conducted by a team of architects and engineers of various disciplines. The FCA is performed using existing data, facility staff interviews, facility walk-though assessments, analysis, and cost estimating.

FCA REPORT CARD	
Eastside Memorial High School	54

*The FCA score is equal to 100 minus the Facility Condition Index (FCI). The FCI is equal to the cost to maintain, repair and replace deficiencies of a facility divided by the current replacement value of the facility.

Educational Suitability Assessment (ESA)

The ESA measures the degree to which the facility supports teaching and learning considering the exterior and site, academic spaces, support spaces, future-ready spaces, library and media center, security, technology, storage, fixtures, furniture and equipment, environmental quality, and controllability of lighting and HVAC systems.

ESA REPORT CARD	
Eastside Memorial High School	47

*The FCA and ESA scores are not a representation of the school's academic performance and does not reflect any construction or improvements performed after the assessment date.
*These are draft scores pending AISD feedback.

Links to Online Surveys:

AISD Educational Suitability Survey - https://www.surveymonkey.com/r/AISD_Educational_Suitability_Survey

AISD Cuestionario para la Condicion de Instalacion y Conveniencia Educativa - https://www.survekymonkey.com/r/AISD_Educational_Suitability_Espanol

AUSTIN Independent School District

2016 Facility Condition Assessment and Educational Suitability Assessment

EASTSIDE MEMORIAL HIGH SCHOOL
AUSTIN Independent School District

Rev. 11/22/2016

Facility Condition Assessment

Rating Scale: E Excellent, G Good, A Average, P Poor, F Fail

	BLDG-019A Main School Building	BLDG-019B Theater Building	BLDG-019C Separate Classroom Bldg.
Mechanical / HVAC			
Mechanical / HVAC	A	A	G
Domestic Water Distribution	A	G	A
Plumbing Fixtures	P	G	G
Elevators & Lifts	E	N/A	A
Electrical			
Electrical Distribution	P	A	A
Lighting	G	G	P
Communications & Security	G	A	G
Fire Alarm	G	G	A
Fire Protection / Suppression	A	G	A
Exterior Architecture			
Exterior Doors	A	A	A
Exterior Walls	A	G	G
Exterior Windows	P	A	G
Exterior Stairs	A	G	N/A
Roofing	A	P	G
Interior Architecture			
Interior Ceiling Finishes	A	A	G
Interior Doors	P	A	G
Interior Floor Finishes	A	A	G
Interior Walls	A	A	G
Interior Wall Finishes	A	A	G
Interior Stairs	A	G	G

Site / Civil	
Roadways	A
Parking Lots	P
Pedestrian Paving (Sidewalks)	P
Site Development	G
Landscaping	A
Play Fields	A

Crawl Space	
Drainage Below Building	N/A
Access / Ventilation	N/A
Foundation	N/A
Exposed Pipes	N/A
Exposed Ductwork	N/A

Education Suitability Assessment

Rating Scale

- **Excellent** 81-100
- **Good** 66-80
- **Average** 51-65
- **Unsatisfactory** 36-50
- **Very Unsatisfactory** 20-35

Assessment Area	Score
Exterior	46
General Building	50
General Academic & Elective Spaces	34
Future Ready Student Development	50
Library / Media Center	62
Security	48
Technology	50
Storage	33
Furniture, Fixtures & Equipment	49
Environmental Quality (Lighting, Odors, Pests)	60
Controllability of Systems (Lights, Temps, Blinds)	52

PERKINS+WILL

AECOM

AUSTIN Independent School District

2016 Facility Condition Assessment and Educational Suitability Assessment

FULMORE MIDDLE SCHOOL AUSTIN Independent School District

FULMORE MIDDLE SCHOOL

Facility Site

201 E. Mary St.
Austin, TX 78704

Building Area: 159,770 Square Feet
Site: 10 Acres
Date of First Construction: 1911

Assessment Timeline

Facility Condition Interview:	08/09/16
Facility Condition Field Visit:	08/15/16
Educational Suitability Interview:	09/06/16
Educational Suitability Field Visit:	07/14/16

Facility Summary

Fulmore Middle School was established in 1911, and consists of four permanent campus buildings. The Main School Building (BLDG-043A) includes administration offices, classrooms, and theater. The Separate Building (BLDG-043B) was built in 1980 and includes a cafeteria, band, and choir. The Separate Classroom Building (BLDG-043C) includes vocational, art, and shop. The second Separate Classroom Building (BLDG-043D) includes classrooms. The four buildings are connected to each other by exterior covered sidewalks.

Facility Condition Assessment (FCA)

The FCA is a process that is used to understand the deficiencies of a facility. It is conducted by a team of architects and engineers of various disciplines. The FCA is performed using existing data, facility staff interviews, facility walk-though assessments, analysis, and cost estimating.

FCA REPORT CARD	
Fulmore Middle School	56

*The FCA score is equal to 100 minus the Facility Condition Index (FCI). The FCI is equal to the cost to maintain, repair and replace deficiencies of a facility divided by the current replacement value of the facility.

Educational Suitability Assessment (ESA)

The ESA measures the degree to which the facility supports teaching and learning considering the exterior and site, academic spaces, support spaces, future-ready spaces, library and media center, security, technology, storage, fixtures, furniture and equipment, environmental quality, and controllability of lighting and HVAC systems.

ESA REPORT CARD	
Fulmore Middle School	54

*The FCA and ESA scores are not a representation of the school's academic performance and does not reflect any construction or improvements performed after the assessment date.
*These are draft scores pending AISD feedback.

Links to Online Surveys:

AISD Educational Suitability Survey - https://www.surveymonkey.com/r/AISD_Educational_Suitability_Survey

AISD Cuestionario para la Condicion de Instalacion y Conveniencia Educativa - https://www.survekymonkey.com/r/AISD_Educational_Suitability_Espanol

AUSTIN Independent School District

2016 Facility Condition Assessment and Educational Suitability Assessment

FULMORE MIDDLE SCHOOL
AUSTIN Independent School District

Rev. 12/19/2016

Facility Condition Assessment

Rating Scale: E Excellent · G Good · A Average · P Poor · F Fail

	BLDG-043A Main School Building	BLDG-043B Cafe/Band/Choir Building	BLDG-043C Classroom Building	BLDG-043D Classroom Building
Mechanical / HVAC				
Mechanical / HVAC	A	A	A	A
Domestic Water Distribution	A	A	A	A
Plumbing Fixtures	A	A	A	A
Elevators & Lifts	G	N/A	N/A	G
Electrical				
Electrical Distribution	A	A	G	G
Lighting	A	G	G	G
Communications & Security	G	G	G	G
Fire Alarm	G	G	G	G
Fire Protection / Suppression	A	A	A	A
Exterior Architecture				
Exterior Doors	A	A	G	G
Exterior Walls	A	G	G	A
Exterior Windows	A	G	G	G
Exterior Stairs	A	A	G	N/A
Roofing	A	G	G	P
Interior Architecture				
Interior Ceiling Finishes	A	G	G	A
Interior Doors	A	G	G	A
Interior Floor Finishes	G	A	G	G
Interior Walls	G	G	G	G
Interior Wall Finishes	A	G	G	G
Interior Stairs	G	G	G	G

Site / Civil	
Roadways	P
Parking Lots	P
Pedestrian Paving (Sidewalks)	A
Site Development	A
Landscaping	A
Play Fields	F

Crawl Space (BLDG-043B)	
Drainage Below Building	P
Access / Ventilation	P
Foundation	G
Exposed Pipes	A
Exposed Ductwork	N/A

Education Suitability Assessment

Rating Scale

- **Excellent** 81-100
- **Good** 66-80
- **Average** 51-65
- **Unsatisfactory** 36-50
- **Very Unsatisfactory** 20-35

Assessment Area	Score
Exterior	58
General Building	60
General Academic & Elective Spaces	58
Future Ready Student Development	48
Library / Media Center	65
Security	35
Technology	60
Storage	40
Furniture, Fixtures & Equipment	60
Environmental Quality (Lighting, Odors, Pests)	64
Controllability of Systems (Lights, Temps, Blinds)	36

PERKINS+WILL

AECOM

2016 Facility Condition Assessment and Educational Suitability Assessment

AUSTIN Independent School District

GALINDO ELEMENTARY SCHOOL
AUSTIN Independent School District

GALINDO ELEMENTARY SCHOOL

Facility Site

3800 S. Second St.
Austin, TX 78704

Building Area: 85,369 Square Feet
Site: 11 Acres
Date of First Construction: 1989

Assessment Timeline

Facility Condition Interview:	08/02/16
Facility Condition Field Visit:	08/08/16
Educational Suitability Interview:	08/01/16
Educational Suitability Field Visit:	08/01/16

Facility Summary

Galindo Elementary School was first established in 1989, and consists of two permanent buildings. The Main School Building (BLDG-176A) contains the administration office, cafeteria, classrooms, gymnasium, and kitchen. The Mechanical Building (BLDG-176B) contains the water chiller and associated chill water pumps.

Facility Condition Assessment (FCA)

The FCA is a process that is used to understand the deficiencies of a facility. It is conducted by a team of architects and engineers of various disciplines. The FCA is performed using existing data, facility staff interviews, facility walk-though assessments, analysis, and cost estimating.

FCA REPORT CARD	
Galindo Elementary School	58

*The FCA score is equal to 100 minus the Facility Condition Index (FCI). The FCI is equal to the cost to maintain, repair and replace deficiencies of a facility divided by the current replacement value of the facility.

Educational Suitability Assessment (ESA)

The ESA measures the degree to which the facility supports teaching and learning considering the exterior and site, academic spaces, support spaces, future-ready spaces, library and media center, security, technology, storage, fixtures, furniture and equipment, environmental quality, and controllability of lighting and HVAC systems.

ESA REPORT CARD	
Galindo Elementary School	76

*The FCA and ESA scores are not a representation of the school's academic performance and does not reflect any construction or improvements performed after the assessment date.
*These are draft scores pending AISD feedback.

Links to Online Surveys:

AISD Educational Suitability Survey - https://www.surveymonkey.com/r/AISD_Educational_Suitability_Survey

AISD Cuestionario para la Condicion de Instalacion y Conveniencia Educativa - https://www.survekymonkey.com/r/AISD_Educational_Suitability_Espanol

PERKINS+WILL

AECOM

Rev. 11/22/2016

AUSTIN Independent School District

2016 Facility Condition Assessment and Educational Suitability Assessment

GALINDO ELEMENTARY SCHOOL
AUSTIN Independent School District

Rev. 11/22/2016

Facility Condition Assessment

Rating Scale: E Excellent · G Good · A Average · P Poor · F Fail

	BLDG-176A Main School Building	BLDG-176B Mechanical Building
Mechanical / HVAC		
Mechanical / HVAC	A	G
Domestic Water Distribution	A	N/A
Plumbing Fixtures	G	N/A
Elevators & Lifts	N/A	N/A
Electrical		
Electrical Distribution	G	G
Lighting	A	G
Communications & Security	G	N/A
Fire Alarm	G	N/A
Fire Protection / Suppression	G	G
Exterior Architecture		
Exterior Doors	G	G
Exterior Walls	G	G
Exterior Windows	G	N/A
Exterior Stairs	G	N/A
Roofing	G	G
Interior Architecture		
Interior Ceiling Finishes	G	G
Interior Doors	G	N/A
Interior Floor Finishes	G	G
Interior Walls	G	G
Interior Wall Finishes	G	N/A
Interior Stairs	G	N/A

Site / Civil	
Roadways	A
Parking Lots	A
Pedestrian Paving (Sidewalks)	A
Site Development	G
Landscaping	A
Play Fields	A

Crawl Space	
Drainage Below Building	P
Access / Ventilation	A
Foundation	A
Exposed Pipes	G
Exposed Ductwork	G

Education Suitability Assessment

Rating Scale

- **Excellent** 81-100
- **Good** 66-80
- **Average** 51-65
- **Unsatisfactory** 36-50
- **Very Unsatisfactory** 20-35

Assessment Area	Score
Exterior	72
General Building	77
General Academic & Elective Spaces	83
Future Ready Student Development	78
Library / Media Center	95
Security	49
Technology	70
Storage	60
Furniture, Fixtures & Equipment	51
Environmental Quality (Lighting, Odors, Pests)	84
Controllability of Systems (Lights, Temps, Blinds)	68

PERKINS+WILL

AECOM

2016 Facility Condition Assessment and Educational Suitability Assessment

GARCIA YOUNG MEN'S LEADERSHIP ACADEMY

Facility Site
7414 Johnny Morris Road
Austin, TX 78724

Building Area: 161,147 Square Feet
Site: 41 Acres
Date of First Construction: 2007

Assessment Timeline

Facility Condition Interview:	06/08/16
Facility Condition Field Visit:	06/08/16
Educational Suitability Interview:	06/08/16
Educational Suitability Field Visit:	06/08/16

Facility Summary

The Gus Garcia Young Men's Leadership Academy (YMLA) Middle School was established in 2007, and consists of one permanent campus building, the Main School Building (BLDG-064A). This building consists of three classroom pods with two stories in each pod, a gymnasium, music, and theater arts wing.

Facility Condition Assessment (FCA)

The FCA is a process that is used to understand the deficiencies of a facility. It is conducted by a team of architects and engineers of various disciplines. The FCA is performed using existing data, facility staff interviews, facility walk-though assessments, analysis, and cost estimating.

FCA REPORT CARD	
Garcia YMLA	64

*The FCA score is equal to 100 minus the Facility Condition Index (FCI). The FCI is equal to the cost to maintain, repair and replace deficiencies of a facility divided by the current replacement value of the facility.

Educational Suitability Assessment (ESA)

The ESA measures the degree to which the facility supports teaching and learning considering the exterior and site, academic spaces, support spaces, future-ready spaces, library and media center, security, technology, storage, fixtures, furniture and equipment, environmental quality, and controllability of lighting and HVAC systems.

ESA REPORT CARD	
Garcia YMLA	80

*The FCA and ESA scores are not a representation of the school's academic performance and does not reflect any construction or improvements performed after the assessment date.
*These are draft scores pending AISD feedback.

Links to Online Surveys:

AISD Educational Suitability Survey - https://www.surveymonkey.com/r/AISD_Educational_Suitability_Survey

AISD Cuestionario para la Condicion de Instalacion y Conveniencia Educativa - https://www.survekymonkey.com/r/AISD_Educational_Suitability_Espanol

2016 Facility Condition Assessment and Educational Suitability Assessment

AUSTIN Independent School District

GUS GARCIA YOUNG MEN'S LEADERSHIP ACADEMY
AUSTIN Independent School District

Rev. 11/28/2016

Facility Condition Assessment

Rating Scale: E Excellent · G Good · A Average · P Poor · F Fail

	BLDG-064A Main School Building
Mechanical / HVAC	
Mechanical / HVAC	A
Domestic Water Distribution	G
Plumbing Fixtures	A
Elevators & Lifts	G
Electrical	
Electrical Distribution	G
Lighting	G
Communications & Security	G
Fire Alarm	G
Fire Protection / Suppression	G
Exterior Architecture	
Exterior Doors	A
Exterior Walls	G
Exterior Windows	A
Exterior Stairs	N/A
Roofing	G
Interior Architecture	
Interior Ceiling Finishes	G
Interior Doors	G
Interior Floor Finishes	G
Interior Walls	A
Interior Wall Finishes	A
Interior Stairs	G

Site / Civil	
Roadways	A
Parking Lots	A
Pedestrian Paving (Sidewalks)	A
Site Development	A
Landscaping	A
Play Fields	A

Crawl Space (BLDG-064A)	
Drainage Below Building	F
Access / Ventilation	A
Foundation	P
Exposed Pipes	A
Exposed Ductwork	N/A

Education Suitability Assessment

Rating Scale

- **Excellent** 81-100
- **Good** 66-80
- **Average** 51-65
- **Unsatisfactory** 36-50
- **Very Unsatisfactory** 20-35

Assessment Area	Score
Exterior	69
General Building	70
General Academic & Elective Spaces	85
Future Ready Student Development	68
Library / Media Center	96
Security	82
Technology	90
Storage	47
Furniture, Fixtures & Equipment	73
Environmental Quality (Lighting, Odors, Pests)	96
Controllability of Systems (Lights, Temps, Blinds)	84

PERKINS+WILL

AECOM

2016 Facility Condition Assessment and Educational Suitability Assessment

AUSTIN Independent School District

GARZA INDEPENDENCE HIGH SCHOOL
AUSTIN Independent School District

GARZA INDEPENDENCE HIGH SCHOOL

Facility Site

1600 Chicon St.
Austin, TX 78702

Building Area: 46,233 Square Feet
Site: 3 Acres
Date of First Construction: 1939

Assessment Timeline

Facility Condition Interview:	06/20/16
Facility Condition Field Visit:	07/18/16
Educational Suitability Interview:	08/09/16
Educational Suitability Field Visit:	06/15/16

Facility Summary

Garza Independence High School was built in 1939 and has had multiple renovations. It consists of the Main School Building (BLDG-015A), housing administration offices, classrooms, cafeteria, and gymnasium, the Separate Classroom Building (BLDG-015B) constructed in 1965, Mechanical Building (BLDG-015C), Storage Building (BLDG-015-D), and Custodial Storage Building (BLDG-015E). This facility is in operation year-round, therefore, the building systems may exhibit a higher level of deterioration due to year-round use.

Facility Condition Assessment (FCA)

The FCA is a process that is used to understand the deficiencies of a facility. It is conducted by a team of architects and engineers of various disciplines. The FCA is performed using existing data, facility staff interviews, facility walk-though assessments, analysis, and cost estimating.

FCA REPORT CARD	
Garza Independence High School	59

*The FCA score is equal to 100 minus the Facility Condition Index (FCI). The FCI is equal to the cost to maintain, repair and replace deficiencies of a facility divided by the current replacement value of the facility.

Educational Suitability Assessment (ESA)

The ESA measures the degree to which the facility supports teaching and learning considering the exterior and site, academic spaces, support spaces, future-ready spaces, library and media center, security, technology, storage, fixtures, furniture and equipment, environmental quality, and controllability of lighting and HVAC systems.

ESA REPORT CARD	
Garza Independence High School	65

*The FCA and ESA scores are not a representation of the school's academic performance and does not reflect any construction or improvements performed after the assessment date.
*These are draft scores pending AISD feedback.

Links to Online Surveys:

AISD Educational Suitability Survey - https://www.surveymonkey.com/r/AISD_Educational_Suitability_Survey

AISD Cuestionario para la Condicion de Instalacion y Conveniencia Educativa - https://www.survekymonkey.com/r/AISD_Educational_Suitability_Espanol

PERKINS+WILL

Rev. 11/22/2016

AECOM

2016 Facility Condition Assessment and Educational Suitability Assessment

AUSTIN Independent School District

GARZA INDEPENDENCE HIGH SCHOOL
AUSTIN Independent School District

Rev. 11/22/2016

Facility Condition Assessment

Rating Scale: E Excellent · G Good · A Average · P Poor · F Fail

	BLDG-015A Main School Building	BLDG-015B Separate Classroom Building
Mechanical / HVAC		
Mechanical / HVAC	A	A
Domestic Water Distribution	G	G
Plumbing Fixtures	G	G
Elevators & Lifts	G	N/A
Electrical		
Electrical Distribution	G	G
Lighting	G	G
Communications & Security	G	G
Fire Alarm	G	G
Fire Protection / Suppression	A	G
Exterior Architecture		
Exterior Doors	G	G
Exterior Walls	A	G
Exterior Windows	G	G
Exterior Stairs	P	N/A
Roofing	G	A
Interior Architecture		
Interior Ceiling Finishes	A	G
Interior Doors	A	G
Interior Floor Finishes	A	G
Interior Walls	A	G
Interior Wall Finishes	A	G
Interior Stairs	A	N/A

Site / Civil	
Roadways	A
Parking Lots	P
Pedestrian Paving (Sidewalks)	A
Site Development	A
Landscaping	G
Play Fields	G

Crawl Space	
Drainage Below Building	A
Access / Ventilation	A
Foundation	P
Exposed Pipes	A
Exposed Ductwork	N/A

Education Suitability Assessment

Rating Scale

- **Excellent** 81-100
- **Good** 66-80
- **Average** 51-65
- **Unsatisfactory** 36-50
- **Very Unsatisfactory** 20-35

Assessment Area	Score
Exterior	69
General Building	57
General Academic & Elective Spaces	55
Future Ready Student Development	76
Library / Media Center	76
Security	49
Technology	70
Storage	53
Furniture, Fixtures & Equipment	80
Environmental Quality (Lighting, Odors, Pests)	76
Controllability of Systems (Lights, Temps, Blinds)	44

PERKINS+WILL

AECOM

2016 Facility Condition Assessment and Educational Suitability Assessment

GORZYCKI MIDDLE SCHOOL

Facility Site

7412 W. Slaughter Lane
Austin, TX 78749

Building Area: 169,045 Square Feet
Site: 14 Acres
Date of First Construction: 2009

Assessment Timeline

Facility Condition Interview:	07/26/16
Facility Condition Field Visit:	07/26/16
Educational Suitability Interview:	07/26/16
Educational Suitability Field Visit:	07/26/16

Facility Summary

Gorzycki Middle School was established in 2009, and consists of the Main School Building (BLDG-062A). This building contains classrooms, administration office, two gymnasiums, cafeteria, and kitchen.

Facility Condition Assessment (FCA)

The FCA is a process that is used to understand the deficiencies of a facility. It is conducted by a team of architects and engineers of various disciplines. The FCA is performed using existing data, facility staff interviews, facility walk-though assessments, analysis, and cost estimating.

FCA REPORT CARD	
Gorzycki Middle School	68

*The FCA score is equal to 100 minus the Facility Condition Index (FCI). The FCI is equal to the cost to maintain, repair and replace deficiencies of a facility divided by the current replacement value of the facility.

Educational Suitability Assessment (ESA)

The ESA measures the degree to which the facility supports teaching and learning considering the exterior and site, academic spaces, support spaces, future-ready spaces, library and media center, security, technology, storage, fixtures, furniture and equipment, environmental quality, and controllability of lighting and HVAC systems.

ESA REPORT CARD	
Gorzycki Middle School	84

*The FCA and ESA scores are not a representation of the school's academic performance and does not reflect any construction or improvements performed after the assessment date.
*These are draft scores pending AISD feedback.

Links to Online Surveys:

AISD Educational Suitability Survey - https://www.surveymonkey.com/r/AISD_Educational_Suitability_Survey

AISD Cuestionario para la Condicion de Instalacion y Conveniencia Educativa - https://www.survekymonkey.com/r/AISD_Educational_Suitability_Espanol

AUSTIN Independent School District

2016 Facility Condition Assessment and Educational Suitability Assessment

GORZYCKI MIDDLE SCHOOL
AUSTIN Independent School District

Rev. 11/29/2016

Facility Condition Assessment

Rating Scale: E Excellent · G Good · A Average · P Poor · F Fail

	BLDG-062A Main School Building
Mechanical / HVAC	
Mechanical / HVAC	A
Domestic Water Distribution	G
Plumbing Fixtures	G
Elevators & Lifts	G
Electrical	
Electrical Distribution	G
Lighting	A
Communications & Security	G
Fire Alarm	G
Fire Protection / Suppression	G
Exterior Architecture	
Exterior Doors	G
Exterior Walls	G
Exterior Windows	G
Exterior Stairs	G
Roofing	A
Interior Architecture	
Interior Ceiling Finishes	G
Interior Doors	G
Interior Floor Finishes	G
Interior Walls	G
Interior Wall Finishes	A
Interior Stairs	A

Site / Civil	
Roadways	A
Parking Lots	G
Pedestrian Paving (Sidewalks)	A
Site Development	G
Landscaping	A
Play Fields	G

Crawl Space	
Drainage Below Building	N/A
Access / Ventilation	N/A
Foundation	N/A
Exposed Pipes	N/A
Exposed Ductwork	N/A

Education Suitability Assessment

Rating Scale

- **Excellent** 81-100
- **Good** 66-80
- **Average** 51-65
- **Unsatisfactory** 36-50
- **Very Unsatisfactory** 20-35

Assessment Area	Score
Exterior	97
General Building	70
General Academic & Elective Spaces	98
Future Ready Student Development	65
Library / Media Center	87
Security	88
Technology	80
Storage	67
Furniture, Fixtures & Equipment	58
Environmental Quality (Lighting, Odors, Pests)	92
Controllability of Systems (Lights, Temps, Blinds)	92

PERKINS+WILL

AECOM

AUSTIN
Independent School District

2016 Facility Condition Assessment and Educational Suitability Assessment

GOVALLE ELEMENTARY SCHOOL

GOVALLE ELEMENTARY SCHOOL

Facility Site
3601 Govalle Ave.
Austin, TX 78702

Building Area: 77,368 Square Feet
Site: 8 Acres
Date of First Construction: 1940

Assessment Timeline

Facility Condition Interview:	05/17/16
Facility Condition Field Visit:	05/17/16
Educational Suitability Interview:	05/17/16
Educational Suitability Field Visit:	05/17/16

Facility Summary

Govalle Elementary School was first established in 1930, and consists of two permanent buildings. The campus includes the Main School Building (BLDG-116A) and the Mechanical Building (BLDG-116B). Each building is one story in height and the buildings are connected by an uncovered sidewalk.

Facility Condition Assessment (FCA)

The FCA is a process that is used to understand the deficiencies of a facility. It is conducted by a team of architects and engineers of various disciplines. The FCA is performed using existing data, facility staff interviews, facility walk-though assessments, analysis, and cost estimating.

FCA REPORT CARD	
Govalle Elementary School	63

*The FCA score is equal to 100 minus the Facility Condition Index (FCI). The FCI is equal to the cost to maintain, repair and replace deficiencies of a facility divided by the current replacement value of the facility.

Educational Suitability Assessment (ESA)

The ESA measures the degree to which the facility supports teaching and learning considering the exterior and site, academic spaces, support spaces, future-ready spaces, library and media center, security, technology, storage, fixtures, furniture and equipment, environmental quality, and controllability of lighting and HVAC systems.

ESA REPORT CARD	
Govalle Elementary School	42

*The FCA and ESA scores are not a representation of the school's academic performance and does not reflect any construction or improvements performed after the assessment date.
*These are draft scores pending AISD feedback.

Links to Online Surveys:

AISD Educational Suitability Survey - https://www.surveymonkey.com/r/AISD_Educational_Suitability_Survey

AISD Cuestionario para la Condicion de Instalacion y Conveniencia Educativa - https://www.survekymonkey.com/r/AISD_Educational_Suitability_Espanol

AUSTIN Independent School District

2016 Facility Condition Assessment and Educational Suitability Assessment

GOVALLE ELEMENTARY SCHOOL

Rev. 11/22/2016

Facility Condition Assessment

Rating Scale: E Excellent; G Good; A Average; P Poor; F Fail

	BLDG-116A Main School Building	BLDG-116B Mechanical Building
Mechanical / HVAC		
Mechanical / HVAC	A	N/A
Domestic Water Distribution	A	N/A
Plumbing Fixtures	A	N/A
Elevators & Lifts	N/A	N/A
Electrical		
Electrical Distribution	A	N/A
Lighting	A	G
Communications & Security	A	N/A
Fire Alarm	A	N/A
Fire Protection / Suppression	G	N/A
Exterior Architecture		
Exterior Doors	A	P
Exterior Walls	A	P
Exterior Windows	P	P
Exterior Stairs	N/A	N/A
Roofing	P	P
Interior Architecture		
Interior Ceiling Finishes	P	N/A
Interior Doors	A	N/A
Interior Floor Finishes	A	N/A
Interior Walls	A	A
Interior Wall Finishes	A	N/A
Interior Stairs	N/A	N/A

Site / Civil	
Roadways	A
Parking Lots	G
Pedestrian Paving (Sidewalks)	G
Site Development	G
Landscaping	G
Play Fields	N/A

Crawl Space	
Drainage Below Building	A
Access / Ventilation	A
Foundation	A
Exposed Pipes	P
Exposed Ductwork	N/A

Education Suitability Assessment

Rating Scale

- **Excellent** 81-100
- **Good** 66-80
- **Average** 51-65
- **Unsatisfactory** 36-50
- **Very Unsatisfactory** 20-35

Assessment Area	Score
Exterior	45
General Building	47
General Academic & Elective Spaces	35
Future Ready Student Development	30
Library / Media Center	69
Security	34
Technology	30
Storage	20
Furniture, Fixtures & Equipment	60
Environmental Quality (Lighting, Odors, Pests)	52
Controllability of Systems (Lights, Temps, Blinds)	60

PERKINS+WILL

AECOM

AUSTIN Independent School District

2016 Facility Condition Assessment and Educational Suitability Assessment

GRAHAM ELEMENTARY SCHOOL AUSTIN Independent School District

GRAHAM ELEMENTARY SCHOOL

Facility Site
11211 Tom Adams Dr.
Austin, TX 78753

Building Area: 70,590 Square Feet
Site: 10 Acres
Date of First Construction: 1972

Assessment Timeline

Facility Condition Interview:	07/20/16
Facility Condition Field Visit:	07/25/16
Educational Suitability Interview:	07/20/16
Educational Suitability Field Visit:	07/20/16

Facility Summary

The Graham Elementary School was established in 1972 with the Main School Building (BLDG-159A) containing classrooms, administration offices, cafeteria, and other support spaces. Separate classroom buildings were built in 1993 (BLDG-159B) and in 2008 (BLDG-159C). The gymnasium has been expanded recently along with the administration area. During the assessment, construction was taking place in the main building related to the heating and cooling system. In addition, certain rooms were inaccessible due to annual maintenance on the flooring system.

Facility Condition Assessment (FCA)

The FCA is a process that is used to understand the deficiencies of a facility. It is conducted by a team of architects and engineers of various disciplines. The FCA is performed using existing data, facility staff interviews, facility walk-though assessments, analysis, and cost estimating.

FCA REPORT CARD	
Graham Elementary School	58

*The FCA score is equal to 100 minus the Facility Condition Index (FCI). The FCI is equal to the cost to maintain, repair and replace deficiencies of a facility divided by the current replacement value of the facility.

Educational Suitability Assessment (ESA)

The ESA measures the degree to which the facility supports teaching and learning considering the exterior and site, academic spaces, support spaces, future-ready spaces, library and media center, security, technology, storage, fixtures, furniture and equipment, environmental quality, and controllability of lighting and HVAC systems.

ESA REPORT CARD	
Graham Elementary School	60

*The FCA and ESA scores are not a representation of the school's academic performance and does not reflect any construction or improvements performed after the assessment date.
*These are draft scores pending AISD feedback.

Links to Online Surveys:

AISD Educational Suitability Survey - https://www.surveymonkey.com/r/AISD_Educational_Suitability_Survey

AISD Cuestionario para la Condicion de Instalacion y Conveniencia Educativa - https://www.survekymonkey.com/r/AISD_Educational_Suitability_Espanol

AUSTIN Independent School District

2016 Facility Condition Assessment and Educational Suitability Assessment

GRAHAM ELEMENTARY SCHOOL
AUSTIN Independent School District

Rev. 11/22/2016

Facility Condition Assessment

Rating Scale: E Excellent · G Good · A Average · P Poor · F Fail

	BLDG-159A Main School Building	BLDG-159B Separate Classroom Building	BLDG-159C Separate Classroom Building
Mechanical / HVAC			
Mechanical / HVAC	A	E	A
Domestic Water Distribution	A	G	G
Plumbing Fixtures	G	G	G
Elevators & Lifts	N/A	N/A	N/A
Electrical			
Electrical Distribution	G	G	G
Lighting	G	G	G
Communications & Security	G	G	G
Fire Alarm	G	G	G
Fire Protection / Suppression	A	A	A
Exterior Architecture			
Exterior Doors	A	A	G
Exterior Walls	G	A	G
Exterior Windows	A	A	G
Exterior Stairs	A	P	G
Roofing	A	A	A
Interior Architecture			
Interior Ceiling Finishes	A	A	G
Interior Doors	A	A	G
Interior Floor Finishes	A	A	G
Interior Walls	A	A	G
Interior Wall Finishes	A	A	G
Interior Stairs	A	A	N/A

Site / Civil	
Roadways	A
Parking Lots	A
Pedestrian Paving (Sidewalks)	P
Site Development	A
Landscaping	A
Play Fields	A

Crawl Space	
Drainage Below Building	A
Access / Ventilation	A
Foundation	P
Exposed Pipes	G
Exposed Ductwork	G

Education Suitability Assessment

Rating Scale

- **Excellent** 81-100
- **Good** 66-80
- **Average** 51-65
- **Unsatisfactory** 36-50
- **Very Unsatisfactory** 20-35

Assessment Area	Score
Exterior	72
General Building	70
General Academic & Elective Spaces	49
Future Ready Student Development	60
Library / Media Center	71
Security	68
Technology	50
Storage	47
Furniture, Fixtures & Equipment	60
Environmental Quality (Lighting, Odors, Pests)	76
Controllability of Systems (Lights, Temps, Blinds)	60

PERKINS+WILL

AECOM

AUSTIN Independent School District

2016 Facility Condition Assessment and Educational Suitability Assessment

GUERRERO THOMPSON ELEMENTARY SCHOOL
AUSTIN Independent School District

GUERRERO THOMPSON ELEMENTARY SCHOOL

Facility Site

102 E. Rundberg Lane
Austin, TX 78753

Building Area: 100,582 Square Feet
Site: 19 Acres
Date of First Construction: 2013

Assessment Timeline

Facility Condition Interview:	08/08/16
Facility Condition Field Visit:	08/08/16
Educational Suitability Interview:	08/02/16
Educational Suitability Field Visit:	08/02/16

Facility Summary

Guerrero Thompson Elementary School was established in 2013, and consists of the primary school building with a second floor on the north side of the facility. The permanent campus building is listed as the Main School Building (BLDG-186A) and supports classrooms, the cafeteria, library, and gymnasium.

Facility Condition Assessment (FCA)

The FCA is a process that is used to understand the deficiencies of a facility. It is conducted by a team of architects and engineers of various disciplines. The FCA is performed using existing data, facility staff interviews, facility walk-though assessments, analysis, and cost estimating.

FCA REPORT CARD	
Guerrero Thompson Elementary School	90

*The FCA score is equal to 100 minus the Facility Condition Index (FCI). The FCI is equal to the cost to maintain, repair and replace deficiencies of a facility divided by the current replacement value of the facility.

Educational Suitability Assessment (ESA)

The ESA measures the degree to which the facility supports teaching and learning considering the exterior and site, academic spaces, support spaces, future-ready spaces, library and media center, security, technology, storage, fixtures, furniture and equipment, environmental quality, and controllability of lighting and HVAC systems.

ESA REPORT CARD	
Guerrero Thompson Elementary School	86

*The FCA and ESA scores are not a representation of the school's academic performance and does not reflect any construction or improvements performed after the assessment date.
*These are draft scores pending AISD feedback.

Links to Online Surveys:

AISD Educational Suitability Survey - https://www.surveymonkey.com/r/AISD_Educational_Suitability_Survey

AISD Cuestionario para la Condicion de Instalacion y Conveniencia Educativa - https://www.survekymonkey.com/r/AISD_Educational_Suitability_Espanol

2016 Facility Condition Assessment and Educational Suitability Assessment

AUSTIN Independent School District

GUERRERO THOMPSON ELEMENTARY SCHOOL
AUSTIN Independent School District

Rev. 11/22/2016

Facility Condition Assessment

Rating Scale: E Excellent · G Good · A Average · P Poor · F Fail

	BLDG-186A Main School Building
Mechanical / HVAC	
Mechanical / HVAC	G
Domestic Water Distribution	G
Plumbing Fixtures	G
Elevators & Lifts	G
Electrical	
Electrical Distribution	G
Lighting	A
Communications & Security	G
Fire Alarm	G
Fire Protection / Suppression	G
Exterior Architecture	
Exterior Doors	G
Exterior Walls	G
Exterior Windows	G
Exterior Stairs	N/A
Roofing	G
Interior Architecture	
Interior Ceiling Finishes	G
Interior Doors	G
Interior Floor Finishes	G
Interior Walls	G
Interior Wall Finishes	G
Interior Stairs	G

Site / Civil	
Roadways	G
Parking Lots	G
Pedestrian Paving (Sidewalks)	G
Site Development	G
Landscaping	G
Play Fields	G

Crawl Space	
Drainage Below Building	N/A
Access / Ventilation	N/A
Foundation	N/A
Exposed Pipes	N/A
Exposed Ductwork	N/A

Education Suitability Assessment

Rating Scale

- **Excellent** 81-100
- **Good** 66-80
- **Average** 51-65
- **Unsatisfactory** 36-50
- **Very Unsatisfactory** 20-35

Assessment Area	Score
Exterior	63
General Building	70
General Academic & Elective Spaces	85
Future Ready Student Development	90
Library / Media Center	91
Security	88
Technology	80
Storage	100
Furniture, Fixtures & Equipment	85
Environmental Quality (Lighting, Odors, Pests)	92
Controllability of Systems (Lights, Temps, Blinds)	76

PERKINS+WILL

AECOM

2016 Facility Condition Assessment and Educational Suitability Assessment

GULLETT ELEMENTARY SCHOOL

Facility Site
6310 Treadwell Blvd.
Austin, TX 78757

Building Area: 39,960 Square Feet
Site: 18 Acres
Date of First Construction: 1956

Assessment Timeline

Facility Condition Interview:	08/04/16
Facility Condition Field Visit:	08/15/16
Educational Suitability Interview:	08/04/16
Educational Suitability Field Visit:	08/04/16

Facility Summary

Gullett Elementary School was built in 1956. It consists of the Main School Building (BLDG-117A), which houses administration offices, classrooms,cafeteria, library, and gymnasium, and the Mechanical Building (BLDG-117B).

Facility Condition Assessment (FCA)

The FCA is a process that is used to understand the deficiencies of a facility. It is conducted by a team of architects and engineers of various disciplines. The FCA is performed using existing data, facility staff interviews, facility walk-though assessments, analysis, and cost estimating.

FCA REPORT CARD	
Gullett Elementary School	42

*The FCA score is equal to 100 minus the Facility Condition Index (FCI). The FCI is equal to the cost to maintain, repair and replace deficiencies of a facility divided by the current replacement value of the facility.

Educational Suitability Assessment (ESA)

The ESA measures the degree to which the facility supports teaching and learning considering the exterior and site, academic spaces, support spaces, future-ready spaces, library and media center, security, technology, storage, fixtures, furniture and equipment, environmental quality, and controllability of lighting and HVAC systems.

ESA REPORT CARD	
Gullett Elementary School	53

*The FCA and ESA scores are not a representation of the school's academic performance and does not reflect any construction or improvements performed after the assessment date.
*These are draft scores pending AISD feedback.

Links to Online Surveys:

AISD Educational Suitability Survey - https://www.surveymonkey.com/r/AISD_Educational_Suitability_Survey

AISD Cuestionario para la Condicion de Instalacion y Conveniencia Educativa - https://www.survekymonkey.com/r/AISD_Educational_Suitability_Espanol

2016 Facility Condition Assessment and Educational Suitability Assessment

AUSTIN Independent School District

GULLETT ELEMENTARY SCHOOL
AUSTIN Independent School District

Rev. 11/22/2016

Facility Condition Assessment

Rating Scale: E Excellent · G Good · A Average · P Poor · F Fail

	BLDG-117A Main School Building	BLDG-117B Mechanical Building
Mechanical / HVAC		
Mechanical / HVAC	G	N/A
Domestic Water Distribution	G	N/A
Plumbing Fixtures	A	N/A
Elevators & Lifts	N/A	N/A
Electrical		
Electrical Distribution	G	A
Lighting	A	A
Communications & Security	G	N/A
Fire Alarm	G	N/A
Fire Protection / Suppression	A	N/A
Exterior Architecture		
Exterior Doors	A	F
Exterior Walls	A	G
Exterior Windows	A	N/A
Exterior Stairs	N/A	N/A
Roofing	A	G
Interior Architecture		
Interior Ceiling Finishes	A	G
Interior Doors	P	N/A
Interior Floor Finishes	G	G
Interior Walls	A	G
Interior Wall Finishes	A	G
Interior Stairs	N/A	N/A

Site / Civil	
Roadways	P
Parking Lots	F
Pedestrian Paving (Sidewalks)	F
Site Development	P
Landscaping	G
Play Fields	A

Crawl Space	
Drainage Below Building	N/A
Access / Ventilation	N/A
Foundation	N/A
Exposed Pipes	N/A
Exposed Ductwork	N/A

Education Suitability Assessment

Rating Scale

- **Excellent** 81-100
- **Good** 66-80
- **Average** 51-65
- **Unsatisfactory** 36-50
- **Very Unsatisfactory** 20-35

Assessment Area	Score
Exterior	52
General Building	27
General Academic & Elective Spaces	42
Future Ready Student Development	45
Library / Media Center	56
Security	57
Technology	70
Storage	33
Furniture, Fixtures & Equipment	95
Environmental Quality (Lighting, Odors, Pests)	80
Controllability of Systems (Lights, Temps, Blinds)	60

PERKINS+WILL

AECOM

AUSTIN Independent School District

2016 Facility Condition Assessment and Educational Suitability Assessment

HARRIS ELEMENTARY SCHOOL AUSTIN Independent School District

HARRIS ELEMENTARY SCHOOL

Facility Site
1711 Wheless Lane
Austin, TX 78723

Building Area: 56,066 Square Feet
Site: 7 Acres
Date of First Construction: 1955

Assessment Timeline

Facility Condition Interview:	06/13/16
Educational Suitability Interview:	06/14/16
Facility Condition Field Visit:	06/14/16
Educational Suitability Field Visit:	06/14/16

Facility Summary

Harris Elementary School was first established in 1955, and consists of three permanent campus buildings. The Main School Building (BLDG-118A) includes administration offices, classrooms, cafeteria, and gymnasium. The administrative offices were renovated in the 1980's. The Separate Classroom Building (BLDG-118B) was constructed in the 1980's/90's. The construction of the Separate Music Hall (BLDG-118C) was completed in March of 2016, therefore the building was not assessed. The three buildings are linked by a series of covered sidewalks.

Facility Condition Assessment (FCA)

The FCA is a process that is used to understand the deficiencies of a facility. It is conducted by a team of architects and engineers of various disciplines. The FCA is performed using existing data, facility staff interviews, facility walk-though assessments, analysis, and cost estimating.

FCA REPORT CARD	
Harris Elementary School	63

*The FCA score is equal to 100 minus the Facility Condition Index (FCI). The FCI is equal to the cost to maintain, repair and replace deficiencies of a facility divided by the current replacement value of the facility.

Educational Suitability Assessment (ESA)

The ESA measures the degree to which the facility supports teaching and learning considering the exterior and site, academic spaces, support spaces, future-ready spaces, library and media center, security, technology, storage, fixtures, furniture and equipment, environmental quality, and controllability of lighting and HVAC systems.

ESA REPORT CARD	
Harris Elementary School	57

*The FCA and ESA scores are not a representation of the school's academic performance and does not reflect any construction or improvements performed after the assessment date. This is a draft score pending AISD feedback.

Links to Online Surveys:

AISD Educational Suitability Survey - https://www.surveymonkey.com/r/AISD_Educational_Suitability_Survey

AISD Cuestionario para la Condicion de Instalacion y Conveniencia Educativa - https://www.survekymonkey.com/r/AISD_Educational_Suitability_Espanol

AUSTIN Independent School District

2016 Facility Condition Assessment and Educational Suitability Assessment

HARRIS ELEMENTARY SCHOOL
AUSTIN Independent School District

Rev. 11/22/2016

Facility Condition Assessment

Rating Scale: E Excellent · G Good · A Average · P Poor · F Fail

	BLDG-118A Main School Building	BLDG-118B Separate Classroom Building	BLDG-118C Separate Music Hall
Mechanical / HVAC			
Mechanical / HVAC	A	A	E
Domestic Water Distribution	A	A	E
Plumbing Fixtures	A	A	N/A
Elevators & Lifts	E	N/A	E
Electrical			
Electrical Distribution	A	G	E
Lighting	A	G	E
Communications & Security	A	G	E
Fire Alarm	A	G	E
Fire Protection / Suppression	A	G	E
Exterior Architecture			
Exterior Doors	P	G	E
Exterior Walls	A	G	E
Exterior Windows	A	G	N/A
Exterior Stairs	N/A	N/A	E
Roofing	A	A	E
Interior Architecture			
Interior Ceiling Finishes	A	G	E
Interior Doors	A	G	E
Interior Floor Finishes	A	G	E
Interior Walls	G	G	E
Interior Wall Finishes	A	G	N/A
Interior Stairs	G	N/A	N/A

Site / Civil	
Roadways	P
Parking Lots	A
Pedestrian Paving (Sidewalks)	A
Site Development	P
Landscaping	A
Play Fields	A

Crawl Space	
Drainage Below Building	N/A
Access / Ventilation	N/A
Foundation	N/A
Exposed Pipes	N/A
Exposed Ductwork	N/A

Education Suitability Assessment

Rating Scale

- **Excellent** 81-100
- **Good** 66-80
- **Average** 51-65
- **Unsatisfactory** 36-50
- **Very Unsatisfactory** 20-35

Assessment Area	Score
Exterior	54
General Building	67
General Academic & Elective Spaces	62
Future Ready Student Development	43
Library / Media Center	53
Security	49
Technology	30
Storage	33
Furniture, Fixtures & Equipment	100
Environmental Quality (Lighting, Odors, Pests)	72
Controllability of Systems (Lights, Temps, Blinds)	68

PERKINS+WILL

AECOM

2016 Facility Condition Assessment and Educational Suitability Assessment

AUSTIN Independent School District

HART ELEMENTARY SCHOOL
AUSTIN Independent School District

HART ELEMENTARY SCHOOL

Facility Site

8301 Furness St.
Austin, TX 78753

Building Area: 81,042 Square Feet
Site: 16 Acres
Date of First Construction: 1998

Assessment Timeline

Facility Condition Interview:	07/21/16
Facility Condition Field Visit:	07/21/16
Educational Suitability Interview:	07/21/16
Educational Suitability Field Visit:	07/21/16

Facility Summary

Hart Elementary School was first established in 1998, and consists of two permanent buildings. The Main School Building (BLDG-163A) has one floor. The Annex Classroom Building (BLDG-163B) was constructed in 2010 and consists of four classroom suites, a facility workroom, and various mechanical and electrical rooms.

Facility Condition Assessment (FCA)

The FCA is a process that is used to understand the deficiencies of a facility. It is conducted by a team of architects and engineers of various disciplines. The FCA is performed using existing data, facility staff interviews, facility walk-though assessments, analysis, and cost estimating.

FCA REPORT CARD	
Hart Elementary School	57

*The FCA score is equal to 100 minus the Facility Condition Index (FCI). The FCI is equal to the cost to maintain, repair and replace deficiencies of a facility divided by the current replacement value of the facility.

Educational Suitability Assessment (ESA)

The ESA measures the degree to which the facility supports teaching and learning considering the exterior and site, academic spaces, support spaces, future-ready spaces, library and media center, security, technology, storage, fixtures, furniture and equipment, environmental quality, and controllability of lighting and HVAC systems.

ESA REPORT CARD	
Hart Elementary School	63

*The FCA and ESA scores are not a representation of the school's academic performance and does not reflect any construction or improvements performed after the assessment date.
*These are draft scores pending AISD feedback.

Links to Online Surveys:

AISD Educational Suitability Survey - https://www.surveymonkey.com/r/AISD_Educational_Suitability_Survey

AISD Cuestionario para la Condicion de Instalacion y Conveniencia Educativa - https://www.survekymonkey.com/r/AISD_Educational_Suitability_Espanol

2016 Facility Condition Assessment and Educational Suitability Assessment

AUSTIN Independent School District

HART ELEMENTARY SCHOOL
AUSTIN Independent School District

Rev. 11/22/2016

Facility Condition Assessment

Rating Scale: E Excellent · G Good · A Average · P Poor · F Fail

	BLDG-163A Main School Building	BLDG-163B Annex Classroom Building
Mechanical / HVAC		
Mechanical / HVAC	A	G
Domestic Water Distribution	A	G
Plumbing Fixtures	A	G
Elevators & Lifts	N/A	N/A
Electrical		
Electrical Distribution	A	A
Lighting	A	G
Communications & Security	P	G
Fire Alarm	G	A
Fire Protection / Suppression	P	A
Exterior Architecture		
Exterior Doors	A	G
Exterior Walls	G	G
Exterior Windows	G	G
Exterior Stairs	G	G
Roofing	G	G
Interior Architecture		
Interior Ceiling Finishes	G	G
Interior Doors	A	G
Interior Floor Finishes	G	G
Interior Walls	G	G
Interior Wall Finishes	A	G
Interior Stairs	N/A	N/A

Site / Civil	
Roadways	A
Parking Lots	G
Pedestrian Paving (Sidewalks)	G
Site Development	A
Landscaping	G
Play Fields	A

Crawl Space	
Drainage Below Building	N/A
Access / Ventilation	N/A
Foundation	N/A
Exposed Pipes	N/A
Exposed Ductwork	N/A

Education Suitability Assessment

Rating Scale

- **Excellent** 81-100
- **Good** 66-80
- **Average** 51-65
- **Unsatisfactory** 36-50
- **Very Unsatisfactory** 20-35

Assessment Area	Score
Exterior	54
General Building	80
General Academic & Elective Spaces	55
Future Ready Student Development	55
Library / Media Center	78
Security	63
Technology	60
Storage	60
Furniture, Fixtures & Equipment	75
Environmental Quality (Lighting, Odors, Pests)	68
Controllability of Systems (Lights, Temps, Blinds)	76

PERKINS+WILL

AECOM

2016 Facility Condition Assessment and Educational Suitability Assessment

HIGHLAND PARK ELEMENTARY SCHOOL

Facility Site

4900 Fairview Drive
Austin, TX 78731

Building Area: 58,557 Square Feet
Site: 6 Acres
Date of First Construction: 1952

Assessment Timeline

Facility Condition Interview:	08/01/16
Facility Condition Field Visit:	07/25/16
Educational Suitability Interview:	08/01/16
Educational Suitability Field Visit:	08/01/16

Facility Summary

Highland Park Elementary School was established in 1952, and consists of one permanent one-story building, the Main School Building (BLDG-119A).

Facility Condition Assessment (FCA)

The FCA is a process that is used to understand the deficiencies of a facility. It is conducted by a team of architects and engineers of various disciplines. The FCA is performed using existing data, facility staff interviews, facility walk-though assessments, analysis, and cost estimating.

FCA REPORT CARD	
Highland Park Elementary School	44

*The FCA score is equal to 100 minus the Facility Condition Index (FCI). The FCI is equal to the cost to maintain, repair and replace deficiencies of a facility divided by the current replacement value of the facility.

Educational Suitability Assessment (ESA)

The ESA measures the degree to which the facility supports teaching and learning considering the exterior and site, academic spaces, support spaces, future-ready spaces, library and media center, security, technology, storage, fixtures, furniture and equipment, environmental quality, and controllability of lighting and HVAC systems.

ESA REPORT CARD	
Highland Park Elementary School	67

*The FCA and ESA scores are not a representation of the school's academic performance and does not reflect any construction or improvements performed after the assessment date.
*These are draft scores pending AISD feedback.

Links to Online Surveys:

AISD Educational Suitability Survey - https://www.surveymonkey.com/r/AISD_Educational_Suitability_Survey

AISD Cuestionario para la Condicion de Instalacion y Conveniencia Educativa - https://www.survekymonkey.com/r/AISD_Educational_Suitability_Espanol

2016 Facility Condition Assessment and Educational Suitability Assessment

AUSTIN Independent School District

HIGHLAND PARK ELEMENTARY SCHOOL
AUSTIN Independent School District

Rev. 11/22/2016

Facility Condition Assessment

Rating Scale: E Excellent · G Good · A Average · P Poor · F Fail

	BLDG-119A Main School Building
Mechanical / HVAC	
Mechanical / HVAC	A
Domestic Water Distribution	P
Plumbing Fixtures	A
Elevators & Lifts	N/A
Electrical	
Electrical Distribution	P
Lighting	A
Communications & Security	A
Fire Alarm	A
Fire Protection / Suppression	A
Exterior Architecture	
Exterior Doors	A
Exterior Walls	A
Exterior Windows	A
Exterior Stairs	N/A
Roofing	P
Interior Architecture	
Interior Ceiling Finishes	A
Interior Doors	A
Interior Floor Finishes	A
Interior Walls	G
Interior Wall Finishes	G
Interior Stairs	G

Site / Civil	
Roadways	P
Parking Lots	P
Pedestrian Paving (Sidewalks)	P
Site Development	A
Landscaping	A
Play Fields	A

Crawl Space	
Drainage Below Building	P
Access / Ventilation	P
Foundation	A
Exposed Pipes	A
Exposed Ductwork	N/A

Education Suitability Assessment

Rating Scale

- **Excellent** 81-100
- **Good** 66-80
- **Average** 51-65
- **Unsatisfactory** 36-50
- **Very Unsatisfactory** 20-35

Assessment Area	Score
Exterior	78
General Building	77
General Academic & Elective Spaces	52
Future Ready Student Development	63
Library / Media Center	84
Security	60
Technology	60
Storage	40
Furniture, Fixtures & Equipment	100
Environmental Quality (Lighting, Odors, Pests)	80
Controllability of Systems (Lights, Temps, Blinds)	76

PERKINS+WILL

AECOM

AUSTIN Independent School District

2016 Facility Condition Assessment and Educational Suitability Assessment

HILL ELEMENTARY SCHOOL AUSTIN Independent School District

HILL ELEMENTARY SCHOOL

Facility Site

8601 Tallwood Drive
Austin, TX 78759

Building Area: 69,626 Square Feet
Site: 9 Acres
Date of First Construction: 1970

Assessment Timeline

Facility Condition Interview:	07/20/16
Facility Condition Field Visit:	07/25/16
Educational Suitability Interview:	07/20/16
Educational Suitability Field Visit:	08/03/16

Facility Summary

Hill Elementary School was first established in 1970, and consists of the primary school along with one additional campus building. These permanent campus buildings include the Main School Building (BLDG-155A) and the Separate Classroom Building (BLDG-155B). The Separate Classroom Building was constructed in 1990. The buildings are connected to one another by covered concrete sidewalks.

Facility Condition Assessment (FCA)

The FCA is a process that is used to understand the deficiencies of a facility. It is conducted by a team of architects and engineers of various disciplines. The FCA is performed using existing data, facility staff interviews, facility walk-though assessments, analysis, and cost estimating.

FCA REPORT CARD	
Hill Elementary School	52

*The FCA score is equal to 100 minus the Facility Condition Index (FCI). The FCI is equal to the cost to maintain, repair and replace deficiencies of a facility divided by the current replacement value of the facility.

Educational Suitability Assessment (ESA)

The ESA measures the degree to which the facility supports teaching and learning considering the exterior and site, academic spaces, support spaces, future-ready spaces, library and media center, security, technology, storage, fixtures, furniture and equipment, environmental quality, and controllability of lighting and HVAC systems.

ESA REPORT CARD	
Hill Elementary School	64

*The FCA and ESA scores are not a representation of the school's academic performance and does not reflect any construction or improvements performed after the assessment date.
*These are draft scores pending AISD feedback.

Links to Online Surveys:

AISD Educational Suitability Survey - https://www.surveymonkey.com/r/AISD_Educational_Suitability_Survey

AISD Cuestionario para la Condicion de Instalacion y Conveniencia Educativa - https://www.survekymonkey.com/r/AISD_Educational_Suitability_Espanol

2016 Facility Condition Assessment and Educational Suitability Assessment

AUSTIN Independent School District

HILL ELEMENTARY SCHOOL
AUSTIN Independent School District

Rev. 11/22/2016

Facility Condition Assessment

Rating Scale: E Excellent · G Good · A Average · P Poor · F Fail

	BLDG-155A Main School Building	BLDG-155B Separate Classroom Building
Mechanical / HVAC		
Mechanical / HVAC	A	P
Domestic Water Distribution	A	A
Plumbing Fixtures	A	A
Elevators & Lifts	N/A	N/A
Electrical		
Electrical Distribution	P	G
Lighting	A	A
Communications & Security	A	G
Fire Alarm	A	A
Fire Protection / Suppression	G	G
Exterior Architecture		
Exterior Doors	G	G
Exterior Walls	G	G
Exterior Windows	G	G
Exterior Stairs	G	N/A
Roofing	P	A
Interior Architecture		
Interior Ceiling Finishes	G	G
Interior Doors	G	G
Interior Floor Finishes	G	G
Interior Walls	G	G
Interior Wall Finishes	G	G
Interior Stairs	G	N/A

Site / Civil	
Roadways	A
Parking Lots	A
Pedestrian Paving (Sidewalks)	A
Site Development	A
Landscaping	A
Play Fields	A

Crawl Space (BLDG 155A)	
Drainage Below Building	G
Access / Ventilation	G
Foundation	A
Exposed Pipes	A
Exposed Ductwork	G

Education Suitability Assessment

Rating Scale

- **Excellent** 81-100
- **Good** 66-80
- **Average** 51-65
- **Unsatisfactory** 36-50
- **Very Unsatisfactory** 20-35

Assessment Area	Score
Exterior	91
General Building	57
General Academic & Elective Spaces	46
Future Ready Student Development	65
Library / Media Center	93
Security	75
Technology	60
Storage	47
Furniture, Fixtures & Equipment	60
Environmental Quality (Lighting, Odors, Pests)	72
Controllability of Systems (Lights, Temps, Blinds)	52

PERKINS+WILL

AECOM

2016 Facility Condition Assessment and Educational Suitability Assessment

AUSTIN Independent School District

HOUSTON ELEMENTARY SCHOOL
AUSTIN Independent School District

HOUSTON ELEMENTARY SCHOOL

Facility Site

5409 Ponciana Drive
Austin, TX 78744

Building Area: 81,206 Square Feet
Site: 14 Acres
Date of First Construction: 1976

Assessment Timeline

Facility Condition Interview:	07/18/16
Facility Condition Field Visit:	07/18/16
Educational Suitability Interview:	07/18/16
Educational Suitability Field Visit:	07/18/16

Facility Summary

Houston Elementary School was first established in 1976. It consists of four buildings: the Main School Building (BLDG-162A) with administration offices, classrooms, cafeteria, and library; a Separate Classroom Building (BLDG-162B); a Separate Gymnasium (BLDG-162C); and another Separate Classroom Building (BLDG-162D). BLDG-162A and BLDG-162D are connected with a metal walkway. BLDG-162A is also connected to BLDG-162B and BLDG-162C with a walkway.

Facility Condition Assessment (FCA)

The FCA is a process that is used to understand the deficiencies of a facility. It is conducted by a team of architects and engineers of various disciplines. The FCA is performed using existing data, facility staff interviews, facility walk-though assessments, analysis, and cost estimating.

FCA REPORT CARD	
Houston Elementary School	53

*The FCA score is equal to 100 minus the Facility Condition Index (FCI). The FCI is equal to the cost to maintain, repair and replace deficiencies of a facility divided by the current replacement value of the facility.

Educational Suitability Assessment (ESA)

The ESA measures the degree to which the facility supports teaching and learning considering the exterior and site, academic spaces, support spaces, future-ready spaces, library and media center, security, technology, storage, fixtures, furniture and equipment, environmental quality, and controllability of lighting and HVAC systems.

ESA REPORT CARD	
Houston Elementary School	44

*The FCA and ESA scores are not a representation of the school's academic performance and does not reflect any construction or improvements performed after the assessment date.
*These are draft scores pending AISD feedback.

Links to Online Surveys:

AISD Educational Suitability Survey - https://www.surveymonkey.com/r/AISD_Educational_Suitability_Survey

AISD Cuestionario para la Condicion de Instalacion y Conveniencia Educativa - https://www.survekymonkey.com/r/AISD_Educational_Suitability_Espanol

2016 Facility Condition Assessment and Educational Suitability Assessment

AUSTIN Independent School District

HOUSTON ELEMENTARY SCHOOL
AUSTIN Independent School District

Rev. 11/22/2016

Facility Condition Assessment

Rating Scale: E Excellent, G Good, A Average, P Poor, F Fail

	BLDG-162A Main School Building	BLDG-162B Separate Classroom Building	BLDG-162C Separate Gymnasium	BLDG-162D Separate Classroom Building
Mechanical / HVAC				
Mechanical / HVAC	P	A	G	A
Domestic Water Distribution	A	N/A	A	G
Plumbing Fixtures	A	G	G	G
Elevators & Lifts	N/A	N/A	N/A	N/A
Electrical				
Electrical Distribution	A	A	G	G
Lighting	G	G	G	G
Communications & Security	G	G	G	G
Fire Alarm	G	A	G	G
Fire Protection / Suppression	A	A	A	A
Exterior Architecture				
Exterior Doors	A	A	A	G
Exterior Walls	A	G	G	G
Exterior Windows	G	G	N/A	G
Exterior Stairs	N/A	N/A	N/A	N/A
Roofing	A	G	G	A
Interior Architecture				
Interior Ceiling Finishes	A	G	G	G
Interior Doors	A	G	G	G
Interior Floor Finishes	G	G	G	G
Interior Walls	A	G	G	G
Interior Wall Finishes	A	G	G	G
Interior Stairs	N/A	N/A	N/A	N/A

Site / Civil	
Roadways	A
Parking Lots	P
Pedestrian Paving (Sidewalks)	A
Site Development	A
Landscaping	A
Play Fields	A

Crawl Space (BLDG-162A)	
Drainage Below Building	P
Access / Ventilation	A
Foundation	G
Exposed Pipes	P
Exposed Ductwork	G

Education Suitability Assessment

Rating Scale

- **Excellent** 81-100
- **Good** 66-80
- **Average** 51-65
- **Unsatisfactory** 36-50
- **Very Unsatisfactory** 20-35

Assessment Area	Score
Exterior	46
General Building	40
General Academic & Elective Spaces	42
Future Ready Student Development	48
Library / Media Center	36
Security	55
Technology	50
Storage	40
Furniture, Fixtures & Equipment	47
Environmental Quality (Lighting, Odors, Pests)	40
Controllability of Systems (Lights, Temps, Blinds)	44

PERKINS+WILL

AECOM

2016 Facility Condition Assessment and Educational Suitability Assessment

AUSTIN Independent School District

JORDAN ELEMENTARY SCHOOL
AUSTIN Independent School District

JORDAN ELEMENTARY SCHOOL

Facility Site
6711 Johnny Morris Road
Austin, TX 78724

Building Area: 74,920 Square Feet
Site: 12 Acres
Date of First Construction: 1992

Assessment Timeline

Facility Condition Interview:	06/14/16
Facility Condition Field Visit:	06/14/16
Educational Suitability Interview:	06/14/16
Educational Suitability Field Visit:	06/14/16

Facility Summary

Jordan Elementary School was first established in 1992, and consists of two permanent campus buildings, the Main School Building (BLDG-178A) and the separate Classroom Building (BLDG-178B) that was constructed in 2008. The two buildings are connected by a covered walkway canopy.

Facility Condition Assessment (FCA)

The FCA is a process that is used to understand the deficiencies of a facility. It is conducted by a team of architects and engineers of various disciplines. The FCA is performed using existing data, facility staff interviews, facility walk-though assessments, analysis, and cost estimating.

FCA REPORT CARD	
Jordan Elementary School	66

*The FCA score is equal to 100 minus the Facility Condition Index (FCI). The FCI is equal to the cost to maintain, repair and replace deficiencies of a facility divided by the current replacement value of the facility.

Educational Suitability Assessment (ESA)

The ESA measures the degree to which the facility supports teaching and learning considering the exterior and site, academic spaces, support spaces, future-ready spaces, library and media center, security, technology, storage, fixtures, furniture and equipment, environmental quality, and controllability of lighting and HVAC systems.

ESA REPORT CARD	
Jordan Elementary School	71

*The FCA and ESA scores are not a representation of the school's academic performance and does not reflect any construction or improvements performed after the assessment date. This is a draft score pending feedback from AISD.

Links to Online Surveys:

AISD Educational Suitability Survey - https://www.surveymonkey.com/r/AISD_Educational_Suitability_Survey

AISD Cuestionario para la Condicion de Instalacion y Conveniencia Educativa - https://www.survekymonkey.com/r/AISD_Educational_Suitability_Espanol

2016 Facility Condition Assessment and Educational Suitability Assessment

AUSTIN Independent School District

JORDAN ELEMENTARY SCHOOL
AUSTIN Independent School District

Rev. 11/30/2016

Facility Condition Assessment

Rating Scale: E Excellent · G Good · A Average · P Poor · F Fail

	BLDG-178A Main Building	BLDG-178B Separate Classroom Building
Mechanical / HVAC		
Mechanical / HVAC	A	G
Domestic Water Distribution	A	G
Plumbing Fixtures	G	G
Elevators & Lifts	N/A	N/A
Electrical		
Electrical Distribution	A	G
Lighting	A	G
Communications & Security	A	G
Fire Alarm	G	G
Fire Protection / Suppression	G	G
Exterior Architecture		
Exterior Doors	G	G
Exterior Walls	A	G
Exterior Windows	G	G
Exterior Stairs	P	N/A
Roofing	A	G
Interior Architecture		
Interior Ceiling Finishes	G	G
Interior Doors	G	G
Interior Floor Finishes	G	G
Interior Walls	G	G
Interior Wall Finishes	G	G
Interior Stairs	G	G

Site / Civil	
Roadways	P
Parking Lots	P
Pedestrian Paving (Sidewalks)	A
Site Development	A
Landscaping	A
Play Fields	A

Crawl Space	
Drainage Below Building	N/A
Access / Ventilation	N/A
Foundation	N/A
Exposed Pipes	N/A
Exposed Ductwork	N/A

Education Suitability Assessment

Rating Scale

- **Excellent** 81-100
- **Good** 66-80
- **Average** 51-65
- **Unsatisfactory** 36-50
- **Very Unsatisfactory** 20-35

Assessment Area	Score
Exterior	68
General Building	50
General Academic & Elective Spaces	74
Future Ready Student Development	75
Library / Media Center	85
Security	35
Technology	50
Storage	80
Furniture, Fixtures & Equipment	73
Environmental Quality (Lighting, Odors, Pests)	96
Controllability of Systems (Lights, Temps, Blinds)	36

PERKINS+WILL

AECOM

2016 Facility Condition Assessment and Educational Suitability Assessment

AUSTIN Independent School District

JOSLIN ELEMENTARY SCHOOL
AUSTIN Independent School District

JOSLIN ELEMENTARY SCHOOL

Facility Site

4500 Manchaca Road
Austin, TX 78745

Building Area: 45,628 Square Feet
Site: 5 Acres
Date of First Construction: 1954



Assessment Timeline

Facility Condition Interview:	07/11/16
Facility Condition Field Visit:	07/11/16
Educational Suitability Interview:	07/11/16
Educational Suitability Field Visit:	07/11/16

Facility Summary

Joslin Elementary School was first established in 1955, and consists of the primary school along with two additional campus buildings. The three permanent campus buildings include the gymnasium, library, cafeteria, kitchen, an administration area and classroom wings. The Main School Building (BLDG-120A) is connected to the Separate Classroom Building (BLDG-120B, built in 1957) by an enclosed corridor. The main building is connected to the Separate Library (BLDG-120C, built in 1986) by an exterior covered sidewalk.

Facility Condition Assessment (FCA)

The FCA is a process that is used to understand the deficiencies of a facility. It is conducted by a team of architects and engineers of various disciplines. The FCA is performed using existing data, facility staff interviews, facility walk-though assessments, analysis, and cost estimating.

FCA REPORT CARD	
Joslin Elementary School	52

*The FCA score is equal to 100 minus the Facility Condition Index (FCI). The FCI is equal to the cost to maintain, repair and replace deficiencies of a facility divided by the current replacement value of the facility.

Educational Suitability Assessment (ESA)

The ESA measures the degree to which the facility supports teaching and learning considering the exterior and site, academic spaces, support spaces, future-ready spaces, library and media center, security, technology, storage, fixtures, furniture and equipment, environmental quality, and controllability of lighting and HVAC systems.

ESA REPORT CARD	
Joslin Elementary School	53

*The FCA and ESA scores are not a representation of the school's academic performance and does not reflect any construction or improvements performed after the assessment date.
*These are draft scores pending AISD feedback.

Links to Online Surveys:

AISD Educational Suitability Survey - https://www.surveymonkey.com/r/AISD_Educational_Suitability_Survey

AISD Cuestionario para la Condicion de Instalacion y Conveniencia Educativa - https://www.survekymonkey.com/r/AISD_Educational_Suitability_Espanol

2016 Facility Condition Assessment and Educational Suitability Assessment

AUSTIN Independent School District

JOSLIN ELEMENTARY SCHOOL
AUSTIN Independent School District

Rev. 11/22/2016

Facility Condition Assessment

Rating Scale: E Excellent · G Good · A Average · P Poor · F Fail

	BLDG-120A Main School Building	BLDG-120B Separate Classroom Bldg.	BLDG-120C Separate Library
Mechanical / HVAC			
Mechanical / HVAC	A	A	A
Domestic Water Distribution	A	A	G
Plumbing Fixtures	P	A	A
Elevators & Lifts	N/A	N/A	N/A
Electrical			
Electrical Distribution	A	G	G
Lighting	A	A	G
Communications & Security	G	A	G
Fire Alarm	A	A	G
Fire Protection / Suppression	A	A	G
Exterior Architecture			
Exterior Doors	A	A	A
Exterior Walls	G	G	G
Exterior Windows	A	P	G
Exterior Stairs	N/A	N/A	N/A
Roofing	A	A	G
Interior Architecture			
Interior Ceiling Finishes	A	A	G
Interior Doors	P	G	G
Interior Floor Finishes	G	G	G
Interior Walls	G	G	A
Interior Wall Finishes	A	G	G
Interior Stairs	G	N/A	N/A

Site / Civil	
Roadways	P
Parking Lots	P
Pedestrian Paving (Sidewalks)	A
Site Development	G
Landscaping	A
Play Fields	F

Crawl Space	
Drainage Below Building	N/A
Access / Ventilation	N/A
Foundation	N/A
Exposed Pipes	N/A
Exposed Ductwork	N/A

Education Suitability Assessment

Rating Scale

- **Excellent** 81-100
- **Good** 66-80
- **Average** 51-65
- **Unsatisfactory** 36-50
- **Very Unsatisfactory** 20-35

Assessment Area	Score
Exterior	58
General Building	80
General Academic & Elective Spaces	42
Future Ready Student Development	50
Library / Media Center	64
Security	55
Technology	50
Storage	27
Furniture, Fixtures & Equipment	53
Environmental Quality (Lighting, Odors, Pests)	72
Controllability of Systems (Lights, Temps, Blinds)	60

PERKINS+WILL

AECOM

2016 Facility Condition Assessment and Educational Suitability Assessment

KEALING MIDDLE SCHOOL

Facility Site

1607 Pennsylvania Ave.
Austin, TX 78702

Building Area: 192,768 Square Feet
Site: 13 Acres
Date of First Construction: 1986

Assessment Timeline

Facility Condition Interview:	07/11/16
Facility Condition Field Visit:	07/11/16
Educational Suitability Interview:	07/11/16
Educational Suitability Field Visit:	07/11/16



Facility Summary

Kealing Middle School was rebuilt in 1986 on a site that was once occupied by many other schools. It consists of an Administration and Classroom Building (BLDG-044A); a Cafeteria, Gymnasium, and Auditorium Building (BLDG-044B); and a general Classroom Building (BLDG-044C). BLDG-044C was built in 2007. The main building is connected to BLDG-044C through internal hallways; the connection to BLDG-044B is a covered walkway across a courtyard.

Facility Condition Assessment (FCA)

The FCA is a process that is used to understand the deficiencies of a facility. It is conducted by a team of architects and engineers of various disciplines. The FCA is performed using existing data, facility staff interviews, facility walk-though assessments, analysis, and cost estimating.

FCA REPORT CARD	
Kealing Middle School	79

*The FCA score is equal to 100 minus the Facility Condition Index (FCI). The FCI is equal to the cost to maintain, repair and replace deficiencies of a facility divided by the current replacement value of the facility.

Educational Suitability Assessment (ESA)

The ESA measures the degree to which the facility supports teaching and learning considering the exterior and site, academic spaces, support spaces, future-ready spaces, library and media center, security, technology, storage, fixtures, furniture and equipment, environmental quality, and controllability of lighting and HVAC systems.

ESA REPORT CARD	
Kealing Middle School	63

*The FCA and ESA scores are not a representation of the school's academic performance and does not reflect any construction or improvements performed after the assessment date.
*These are draft scores pending AISD feedback.

Links to Online Surveys:

AISD Educational Suitability Survey - https://www.surveymonkey.com/r/AISD_Educational_Suitability_Survey

AISD Cuestionario para la Condicion de Instalacion y Conveniencia Educativa - https://www.survekymonkey.com/r/AISD_Educational_Suitability_Espanol

AUSTIN Independent School District

2016 Facility Condition Assessment and Educational Suitability Assessment

KEALING MIDDLE SCHOOL
AUSTIN Independent School District

Rev. 11/22/2016

Facility Condition Assessment

Rating Scale: E Excellent; G Good; A Average; P Poor; F Fail

	BLDG-044A Main School Building	BLDG-044B Cafe / Gym / Auditorium	BLDG-044C Separate Classroom Building
Mechanical / HVAC			
Mechanical / HVAC	A	A	A
Domestic Water Distribution	G	G	G
Plumbing Fixtures	A	A	G
Elevators & Lifts	G	N/A	G
Electrical			
Electrical Distribution	G	G	G
Lighting	G	G	G
Communications & Security	G	G	G
Fire Alarm	G	G	G
Fire Protection / Suppression	A	G	G
Exterior Architecture			
Exterior Doors	A	A	G
Exterior Walls	G	G	G
Exterior Windows	G	A	G
Exterior Stairs	N/A	N/A	N/A
Roofing	G	G	G
Interior Architecture			
Interior Ceiling Finishes	G	G	G
Interior Doors	G	G	G
Interior Floor Finishes	G	G	G
Interior Walls	G	G	G
Interior Wall Finishes	G	G	G
Interior Stairs	A	G	G

Site / Civil	
Roadways	A
Parking Lots	A
Pedestrian Paving (Sidewalks)	A
Site Development	A
Landscaping	G
Play Fields	A

Crawl Space (BLDG-044A)	
Drainage Below Building	A
Access / Ventilation	P
Foundation	G
Exposed Pipes	G
Exposed Ductwork	N/A

Education Suitability Assessment

Rating Scale

- **Excellent** 81-100
- **Good** 66-80
- **Average** 51-65
- **Unsatisfactory** 36-50
- **Very Unsatisfactory** 20-35

Assessment Area	Score
Exterior	60
General Building	73
General Academic & Elective Spaces	57
Future Ready Student Development	65
Library / Media Center	78
Security	63
Technology	50
Storage	60
Furniture, Fixtures & Equipment	60
Environmental Quality (Lighting, Odors, Pests)	64
Controllability of Systems (Lights, Temps, Blinds)	60

PERKINS+WILL

AECOM

2016 Facility Condition Assessment and Educational Suitability Assessment

AUSTIN Independent School District

KIKER ELEMENTARY SCHOOL AUSTIN Independent School District

KIKER ELEMENTARY SCHOOL



Facility Site
5913 La Crosse Ave.
Austin, TX 78739

Building Area: 75,595 Square Feet
Site: 12 Acres
Date of First Construction: 1992

Assessment Timeline

Facility Condition Interview:	08/01/16
Facility Condition Field Visit:	08/08/16
Educational Suitability Interview:	08/01/16
Educational Suitability Field Visit:	08/01/16

Facility Summary

Kiker Elementary School was built in 1992. It consists of the Main School Building (BLDG-180A) which houses administration offices, classrooms, cafeteria, library, and gymnasium, and the Separate Classroom Building (BLDG-180B).

Facility Condition Assessment (FCA)

The FCA is a process that is used to understand the deficiencies of a facility. It is conducted by a team of architects and engineers of various disciplines. The FCA is performed using existing data, facility staff interviews, facility walk-though assessments, analysis, and cost estimating.

FCA REPORT CARD	
Kiker Elementary School	70

*The FCA score is equal to 100 minus the Facility Condition Index (FCI). The FCI is equal to the cost to maintain, repair and replace deficiencies of a facility divided by the current replacement value of the facility.

Educational Suitability Assessment (ESA)

The ESA measures the degree to which the facility supports teaching and learning considering the exterior and site, academic spaces, support spaces, future-ready spaces, library and media center, security, technology, storage, fixtures, furniture and equipment, environmental quality, and controllability of lighting and HVAC systems.

ESA REPORT CARD	
Kiker Elementary School	61

*The FCA and ESA scores are not a representation of the school's academic performance and does not reflect any construction or improvements performed after the assessment date.
*These are draft scores pending AISD feedback.

Links to Online Surveys:

AISD Educational Suitability Survey - https://www.surveymonkey.com/r/AISD_Educational_Suitability_Survey

AISD Cuestionario para la Condicion de Instalacion y Conveniencia Educativa - https://www.survekymonkey.com/r/AISD_Educational_Suitability_Espanol

2016 Facility Condition Assessment and Educational Suitability Assessment

AUSTIN Independent School District

KIKER ELEMENTARY SCHOOL
AUSTIN Independent School District

Rev. 11/22/2016

Facility Condition Assessment

Rating Scale: E Excellent · G Good · A Average · P Poor · F Fail

	BLDG-180A Main School Building	BLDG-180B Separate Classroom
Mechanical / HVAC		
Mechanical / HVAC	A	A
Domestic Water Distribution	A	G
Plumbing Fixtures	A	G
Elevators & Lifts	N/A	N/A
Electrical		
Electrical Distribution	G	G
Lighting	A	G
Communications & Security	G	G
Fire Alarm	G	G
Fire Protection / Suppression	A	A
Exterior Architecture		
Exterior Doors	G	G
Exterior Walls	G	G
Exterior Windows	G	G
Exterior Stairs	G	G
Roofing	G	G
Interior Architecture		
Interior Ceiling Finishes	G	G
Interior Doors	G	G
Interior Floor Finishes	G	G
Interior Walls	G	G
Interior Wall Finishes	G	G
Interior Stairs	N/A	N/A

Site / Civil	
Roadways	A
Parking Lots	A
Pedestrian Paving (Sidewalks)	G
Site Development	G
Landscaping	A
Play Fields	P

Crawl Space	
Drainage Below Building	N/A
Access / Ventilation	N/A
Foundation	N/A
Exposed Pipes	N/A
Exposed Ductwork	N/A

Education Suitability Assessment

Rating Scale

- **Excellent** 81-100
- **Good** 66-80
- **Average** 51-65
- **Unsatisfactory** 36-50
- **Very Unsatisfactory** 20-35

Assessment Area	Score
Exterior	51
General Building	77
General Academic & Elective Spaces	60
Future Ready Student Development	53
Library / Media Center	67
Security	63
Technology	60
Storage	53
Furniture, Fixtures & Equipment	60
Environmental Quality (Lighting, Odors, Pests)	68
Controllability of Systems (Lights, Temps, Blinds)	68

PERKINS+WILL

AECOM

2016 Facility Condition Assessment and Educational Suitability Assessment

AUSTIN Independent School District

KOCUREK ELEMENTARY SCHOOL
AUSTIN Independent School District

KOCUREK ELEMENTARY SCHOOL

Facility Site

9800 Curlew Drive
Austin, TX 78748

Building Area: 78,705 Square Feet
Site: 12 Acres
Date of First Construction: 1986

Assessment Timeline

Facility Condition Interview:	07/21/16
Facility Condition Field Visit:	07/25/16
Educational Suitability Interview:	07/21/16
Educational Suitability Field Visit:	07/21/16

Facility Summary



Kocurek Elementary School was first established in 1986, and consists of two permanent structures. The Main School Building (BLDG-172A), and a Separate Classroom Building (BLDG0172B) which was constructed in 1998. Circulation between buildings is by way of a covered sidewalk. During the assessment, there was construction involving remodeling of the stage in the cafeteria, restrooms, Nurse's office, and the Life Skills room. The areas under construction were reviewed, making allowances for the work underway.

Facility Condition Assessment (FCA)

The FCA is a process that is used to understand the deficiencies of a facility. It is conducted by a team of architects and engineers of various disciplines. The FCA is performed using existing data, facility staff interviews, facility walk-though assessments, analysis, and cost estimating.

FCA REPORT CARD	
Kocurek Elementary School	58

*The FCA score is equal to 100 minus the Facility Condition Index (FCI). The FCI is equal to the cost to maintain, repair and replace deficiencies of a facility divided by the current replacement value of the facility.

Educational Suitability Assessment (ESA)

The ESA measures the degree to which the facility supports teaching and learning considering the exterior and site, academic spaces, support spaces, future-ready spaces, library and media center, security, technology, storage, fixtures, furniture and equipment, environmental quality, and controllability of lighting and HVAC systems.

ESA REPORT CARD	
Kocurek Elementary School	71

*The FCA and ESA scores are not a representation of the school's academic performance and does not reflect any construction or improvements performed after the assessment date.
*These are draft scores pending AISD feedback.

Links to Online Surveys:

AISD Educational Suitability Survey - https://www.surveymonkey.com/r/AISD_Educational_Suitability_Survey

AISD Cuestionario para la Condicion de Instalacion y Conveniencia Educativa - https://www.survekymonkey.com/r/AISD_Educational_Suitability_Espanol

AUSTIN Independent School District

2016 Facility Condition Assessment and Educational Suitability Assessment

KOCUREK ELEMENTARY SCHOOL
AUSTIN Independent School District

Rev. 11/22/2016

Facility Condition Assessment

Rating Scale: E Excellent · G Good · A Average · P Poor · F Fail

	BLDG-172A Main School Building	BLDG-172B Separate Classroom Building
Mechanical / HVAC		
Mechanical / HVAC	A	A
Domestic Water Distribution	A	G
Plumbing Fixtures	A	G
Elevators & Lifts	N/A	N/A
Electrical		
Electrical Distribution	A	G
Lighting	G	G
Communications & Security	G	G
Fire Alarm	G	G
Fire Protection / Suppression	A	A
Exterior Architecture		
Exterior Doors	A	A
Exterior Walls	A	G
Exterior Windows	G	G
Exterior Stairs	A	N/A
Roofing	A	A
Interior Architecture		
Interior Ceiling Finishes	A	A
Interior Doors	A	G
Interior Floor Finishes	A	G
Interior Walls	G	G
Interior Wall Finishes	P	A
Interior Stairs	G	N/A

Site / Civil	
Roadways	P
Parking Lots	P
Pedestrian Paving (Sidewalks)	P
Site Development	P
Landscaping	G
Play Fields	G

Crawl Space (BLDG-172A)	
Drainage Below Building	A
Access / Ventilation	A
Foundation	A
Exposed Pipes	A
Exposed Ductwork	N/A

Education Suitability Assessment

Rating Scale

- **Excellent** 81-100
- **Good** 66-80
- **Average** 51-65
- **Unsatisfactory** 36-50
- **Very Unsatisfactory** 20-35

Assessment Area	Score
Exterior	75
General Building	63
General Academic & Elective Spaces	85
Future Ready Student Development	68
Library / Media Center	80
Security	45
Technology	50
Storage	80
Furniture, Fixtures & Equipment	45
Environmental Quality (Lighting, Odors, Pests)	72
Controllability of Systems (Lights, Temps, Blinds)	52

PERKINS+WILL

AECOM

AUSTIN Independent School District

2016 Facility Condition Assessment and Educational Suitability Assessment

LAMAR MIDDLE SCHOOL
AUSTIN Independent School District

LAMAR MIDDLE SCHOOL

Facility Site
6201 Wynona St.
Austin, TX 78757

Building Area: 121,593 Square Feet
Site: 14 Acres
Date of First Construction: 1955

Assessment Timeline

Facility Condition Interview:	06/13/16
Facility Condition Field Visit:	06/14/16
Educational Suitability Interview:	07/12/16
Educational Suitability Field Visit:	06/13/16

Facility Summary

Lamar Middle School was established in 1955, and consists of the Main School Building (BLDG-045A) along with three additional campus buildings. These permanent campus buildings consist of two separate classroom buildings (Separate Band Hall [BLDG-045B] and Separate Classroom [BLDG-045C]) and a Mechanical Room Building (BLDG-045D). The three added buildings were constructed in the year 2000. Note that many of the recommendations provided in this report are listed as included in the Scope of Work for the 2013 Bond Program.

Facility Condition Assessment (FCA)

The FCA is a process that is used to understand the deficiencies of a facility. It is conducted by a team of architects and engineers of various disciplines. The FCA is performed using existing data, facility staff interviews, facility walk-though assessments, analysis, and cost estimating.

FCA REPORT CARD	
Lamar Middle School	69

*The FCA score is equal to 100 minus the Facility Condition Index (FCI). The FCI is equal to the cost to maintain, repair and replace deficiencies of a facility divided by the current replacement value of the facility.

Educational Suitability Assessment (ESA)

The ESA measures the degree to which the facility supports teaching and learning considering the exterior and site, academic spaces, support spaces, future-ready spaces, library and media center, security, technology, storage, fixtures, furniture and equipment, environmental quality, and controllability of lighting and HVAC systems.

ESA REPORT CARD	
Lamar Middle School	55

*The FCA and ESA scores are not a representation of the school's academic performance and does not reflect any construction or improvements performed after the assessment date.
*These are draft scores pending AISD feedback.

Links to Online Surveys:

AISD Educational Suitability Survey - https://www.surveymonkey.com/r/AISD_Educational_Suitability_Survey

AISD Cuestionario para la Condicion de Instalacion y Conveniencia Educativa - https://www.survekymonkey.com/r/AISD_Educational_Suitability_Espanol

2016 Facility Condition Assessment and Educational Suitability Assessment

AUSTIN Independent School District

LAMAR MIDDLE SCHOOL
AUSTIN Independent School District

Rev. 11/30/2016

Facility Condition Assessment

Rating Scale: E Excellent · G Good · A Average · P Poor · F Fail

	BLDG-045A Main School Building	BLDG-045B Separate Band Hall	BLDG-045C Separate Classroom Building
Mechanical / HVAC			
Mechanical / HVAC	A	A	G
Domestic Water Distribution	A	N/A	G
Plumbing Fixtures	A	G	G
Elevators & Lifts	G	N/A	N/A
Electrical			
Electrical Distribution	P	G	G
Lighting	P	G	G
Communications & Security	G	G	G
Fire Alarm	G	G	G
Fire Protection / Suppression	A	A	A
Exterior Architecture			
Exterior Doors	G	G	G
Exterior Walls	A	G	G
Exterior Windows	P	G	G
Exterior Stairs	N/A	G	G
Roofing	G	N/A	N/A
Interior Architecture			
Interior Ceiling Finishes	P	G	A
Interior Doors	A	A	G
Interior Floor Finishes	A	A	P
Interior Walls	A	G	G
Interior Wall Finishes	A	G	A
Interior Stairs	A	N/A	G

Site / Civil	
Roadways	A
Parking Lots	A
Pedestrian Paving (Sidewalks)	A
Site Development	P
Landscaping	A
Play Fields	P

Crawl Space	
Drainage Below Building	P
Access / Ventilation	A
Foundation	G
Exposed Pipes	A
Exposed Ductwork	N/A

Education Suitability Assessment

Rating Scale

- **Excellent** 81-100
- **Good** 66-80
- **Average** 51-65
- **Unsatisfactory** 36-50
- **Very Unsatisfactory** 20-35

Assessment Area	Score
Exterior	72
General Building	57
General Academic & Elective Spaces	42
Future Ready Student Development	43
Library / Media Center	76
Security	52
Technology	50
Storage	33
Furniture, Fixtures & Equipment	67
Environmental Quality (Lighting, Odors, Pests)	84
Controllability of Systems (Lights, Temps, Blinds)	60

PERKINS+WILL

AECOM

2016 Facility Condition Assessment and Educational Suitability Assessment

AUSTIN Independent School District

LANGFORD ELEMENTARY SCHOOL
AUSTIN Independent School District

LANGFORD ELEMENTARY SCHOOL

Facility Site

2206 Blue Meadow Drive
Austin, TX 78744

Building Area: 78,250 Square Feet
Site: 11 Acres
Date of First Construction: 1980

Assessment Timeline

Facility Condition Interview:	07/28/16
Facility Condition Field Visit:	08/01/16
Educational Suitability Interview:	07/28/16
Educational Suitability Field Visit:	07/28/16



Facility Summary

Langford Elementary School was first established in 1980, and consists of four permanent campus buildings. The Main School Building (BLDG-168A) includes administration offices, classrooms, gymnasium, and cafeteria. The other permanent campus buildings are two Separate Classroom Buildings (BLDG-168B, constructed in 1996, and BLDG-168C, constructed in 2010) and a Separate Multi-Purpose Classroom Building (BLDG-168D), completed in 2016. The buildings are connected by exterior covered walkways.

Facility Condition Assessment (FCA)

The FCA is a process that is used to understand the deficiencies of a facility. It is conducted by a team of architects and engineers of various disciplines. The FCA is performed using existing data, facility staff interviews, facility walk-though assessments, analysis, and cost estimating.

FCA REPORT CARD	
Langford Elementary School	63

*The FCA score is equal to 100 minus the Facility Condition Index (FCI). The FCI is equal to the cost to maintain, repair and replace deficiencies of a facility divided by the current replacement value of the facility.

Educational Suitability Assessment (ESA)

The ESA measures the degree to which the facility supports teaching and learning considering the exterior and site, academic spaces, support spaces, future-ready spaces, library and media center, security, technology, storage, fixtures, furniture and equipment, environmental quality, and controllability of lighting and HVAC systems.

ESA REPORT CARD	
Langford Elementary School	53

*The FCA and ESA scores are not a representation of the school's academic performance and does not reflect any construction or improvements performed after the assessment date.
*These are draft scores pending AISD feedback.

Links to Online Surveys:

AISD Educational Suitability Survey - https://www.surveymonkey.com/r/AISD_Educational_Suitability_Survey

AISD Cuestionario para la Condicion de Instalacion y Conveniencia Educativa - https://www.survekymonkey.com/r/AISD_Educational_Suitability_Espanol

2016 Facility Condition Assessment and Educational Suitability Assessment

AUSTIN Independent School District

LANGFORD ELEMENTARY SCHOOL
AUSTIN Independent School District

Rev. 11/22/2016

Facility Condition Assessment

Rating Scale: E Excellent · G Good · A Average · P Poor · F Fail

	BLDG-168A Main School Building	BLDG-168B Classroom Bldg.	BLDG-168C Classroom Bldg.	BLDG-168D Multi-purpose Bldg.
Mechanical / HVAC				
Mechanical / HVAC	P	A	G	E
Domestic Water Distribution	A	A	G	E
Plumbing Fixtures	A	A	G	E
Elevators & Lifts	N/A	N/A	N/A	N/A
Electrical				
Electrical Distribution	A	G	G	E
Lighting	A	G	G	E
Communications & Security	A	G	G	E
Fire Alarm	A	G	G	E
Fire Protection / Suppression	A	P	P	A
Exterior Architecture				
Exterior Doors	A	A	G	E
Exterior Walls	A	A	G	E
Exterior Windows	A	A	G	E
Exterior Stairs	G	N/A	N/A	N/A
Roofing	P	A	G	E
Interior Architecture				
Interior Ceiling Finishes	A	G	G	E
Interior Doors	A	G	G	E
Interior Floor Finishes	A	G	G	E
Interior Walls	A	G	G	E
Interior Wall Finishes	A	G	G	E
Interior Stairs	G	N/A	N/A	N/A

Site / Civil	
Roadways	A
Parking Lots	A
Pedestrian Paving (Sidewalks)	A
Site Development	A
Landscaping	G
Play Fields	G

Crawl Space (BLDG-168A)	
Drainage Below Building	G
Access / Ventilation	A
Foundation	A
Exposed Pipes	A
Exposed Ductwork	N/A

Education Suitability Assessment

Rating Scale

- **Excellent** 81-100
- **Good** 66-80
- **Average** 51-65
- **Unsatisfactory** 36-50
- **Very Unsatisfactory** 20-35

Assessment Area	Score
Exterior	54
General Building	63
General Academic & Elective Spaces	48
Future Ready Student Development	55
Library / Media Center	67
Security	45
Technology	50
Storage	40
Furniture, Fixtures & Equipment	53
Environmental Quality (Lighting, Odors, Pests)	64
Controllability of Systems (Lights, Temps, Blinds)	44

PERKINS+WILL

AECOM

2016 Facility Condition Assessment and Educational Suitability Assessment

AUSTIN Independent School District

LANIER HIGH SCHOOL
AUSTIN Independent School District

LANIER HIGH SCHOOL

Facility Site

1201 Payton Gin Road
Austin, TX 78758

Building Area: 282,566 Square Feet
Site: 29 Acres
Date of First Construction: 1966

Assessment Timeline

Facility Condition Interview:	08/04/16
Facility Condition Field Visit:	08/04/16
Educational Suitability Interview:	08/11/16
Educational Suitability Field Visit:	08/11/16

Facility Summary

Lanier High School was established in 1966, and consists of fourteen permanent campus buildings. These permanent campus buildings include: the Main building (BLDG-004A), the Theater Building including Band Hall (BLDG-004B), the Separate Gymnasium (BLDG-004C), the Vocational/Art/Shop Building (BLDG-004D), the Mechanical Building (BLDG-004E), Greenhouse (BLDG-004F), Greenhouse (BLDG-004G), Greenhouse (Head House Storage (BLDG-004H), the Automotive Mechanics & Unit Shops (BLDG-004I), the Separate Classroom Building (Science) (BLDG-004J), Storage Building (Wood) (BLDG-004K), Ag Barn (BLDG-004L), Storage Building (BLDG-004M) and Storage Building (BLDG-004N).

Educational Suitability Assessment (ESA)

The ESA measures the degree to which the facility supports teaching and learning considering the exterior and site, academic spaces, support spaces, future-ready spaces, library and media center, security, technology, storage, fixtures, furniture and equipment, environmental quality, and controllability of lighting and HVAC systems.

ESA REPORT CARD

Lanier High School	62

Rating Scale

- Excellent 81-100
- Good 66-80
- Average 51-65
- Unsatisfactory 36-50
- Very Unsatisfactory 20-35

Assessment Area	Score
Exterior	52
General Building	67
General Academic & Elective Spaces	54
Future Ready Student Development	80
Library / Media Center	64
Security	46
Technology	60
Storage	60
Furniture, Fixtures & Equipment	60
Environmental Quality (Lighting, Odors, Pests)	68
Controllability of Systems (Lights, Temps, Blinds)	44

*The FCA and ESA scores are not a representation of the school's academic performance and does not reflect any construction or improvements performed after the assessment date.
*These are draft scores pending AISD feedback.

AISD Educational Suitability Survey - https://www.surveymonkey.com/r/AISD_Educational_Suitability_Survey

AISD Cuestionario para la Condicion de Instalacion y Conveniencia Educativa - https://www.survekymonkey.com/r/AISD_Educational_Suitability_Espanol

2016 Facility Condition Assessment and Educational Suitability Assessment

AUSTIN Independent School District

LANIER HIGH SCHOOL
AUSTIN Independent School District

Rev. 11/30/2016

Facility Condition Assessment

The FCA is a process that is used to understand the deficiencies of a facility. It is conducted by a team of architects and engineers of various disciplines. The FCA is performed using existing data, facility staff interviews, facility walk-though assessments, analysis, and cost estimating. The FCA score is equal to 100 minus the Facility Condition Index (FCI). The FCI is equal to the cost to maintain, repair and replace deficiencies of a facility divided by the current replacement value of the facility.

FCA REPORT CARD

Lanier High School	67

Rating Scale:

E Excellent · G Good · A Average · P Poor · F Fail

	BLDG-004A Main Building	BLDG-004B Theater Bldg.	BLDG-004C Gymnasium	BLDG-004D Voc./Art/Shop	BLDG-004E Mechanical Bldg.	BLDG-004I Automotive Shop	BLDG-004J Science Bldg.
Mechanical / HVAC							
Mechanical / HVAC	A	A	A	A	A	A	A
Domestic Water Distribution	G	G	A	A	G	G	G
Plumbing Fixtures	G	G	A	G	A	A	G
Elevators & Lifts	A	N/A	N/A	N/A	N/A	N/A	N/A
Electrical							
Electrical Distribution	P	G	P	P	P	P	G
Lighting	A	G	A	A	P	A	G
Communications & Security	A	G	G	G	N/A	G	G
Fire Alarm	G	G	A	G	N/A	G	G
Fire Protection / Suppression	A	G	A	A	A	A	G
Exterior Architecture							
Exterior Doors	A	G	P	A	A	A	A
Exterior Walls	G	G	G	P	A	A	G
Exterior Windows	A	G	G	G	N/A	G	G
Exterior Stairs	G	G	N/A	N/A	N/A	N/A	N/A
Roofing	G	A	P	A	P	G	A
Interior Architecture							
Interior Ceiling Finishes	A	G	A	A	A	A	G
Interior Doors	A	G	A	A	A	P	A
Interior Floor Finishes	A	G	A	A	A	A	G
Interior Walls	A	G	A	P	G	G	G
Interior Wall Finishes	G	G	A	A	A	A	A
Interior Stairs	A	G	N/A	N/A	G	G	N/A

Site / Civil	
Roadways	A
Parking Lots	A
Pedestrian Paving (Sidewalks)	A
Site Development	A
Landscaping	A
Play Fields	F

Crawl Space (BLDG-004A)	
Drainage Below Building	A
Access / Ventilation	A
Foundation	G
Exposed Pipes	A
Exposed Ductwork	N/A

PERKINS+WILL

AECOM

AUSTIN Independent School District

2016 Facility Condition Assessment and Educational Suitability Assessment

LBJ EARLY COLLEGE HIGH SCHOOL AUSTIN Independent School District

LIBERAL ARTS AND SCIENCE ACADEMY AUSTIN Independent School District

JOHNSON (LBJ) HIGH SCHOOL & LASA



Facility Site

7309 Lazy Creek Drive
Austin, TX 78724

Building Area: 293,663 Square Feet
Site: 41 Acres
Date of First Construction: 1974

Assessment Timeline

Facility Condition Interview:	06/15/16
Facility Condition Field Visit:	07/11/16
Educational Suitability Interview:	08/02/16
Educational Suitability Field Visit:	08/02/16

Facility Summary

Johnson (LBJ) High School was first established in 1974, and consists of two permanent campus buildings which include the Main School Building (BLDG-014A) and the Theater Building (BLDG014B). The buildings are connected by exterior uncovered sidewalks. The Main School Building houses classroom functions including music, science, and service areas like administration offices and the cafeteria. This building also houses two separate academic programs, Johnson High School and the Liberal Arts and Sciences Academy. The theater building houses an auditorium, classroom spaces, and support areas for the production of performances.

Facility Condition Assessment (FCA)

The FCA is a process that is used to understand the deficiencies of a facility. It is conducted by a team of architects and engineers of various disciplines. The FCA is performed using existing data, facility staff interviews, facility walk-though assessments, analysis, and cost estimating.

FCA REPORT CARD	
LBJ High School	67

*The FCA score is equal to 100 minus the Facility Condition Index (FCI). The FCI is equal to the cost to maintain, repair and replace deficiencies of a facility divided by the current replacement value of the facility.

Educational Suitability Assessment (ESA)

The ESA measures the degree to which the facility supports teaching and learning considering the exterior and site, academic spaces, support spaces, future-ready spaces, library and media center, security, technology, storage, fixtures, furniture and equipment, environmental quality, and controllability of lighting and HVAC systems.

ESA REPORT CARD	
LBJ High School	42

*The FCA and ESA scores are not a representation of the school's academic performance and does not reflect any construction or improvements performed after the assessment date.
*These are draft scores pending AISD feedback.

Links to Online Surveys:

AISD Educational Suitability Survey - https://www.surveymonkey.com/r/AISD_Educational_Suitability_Survey

AISD Cuestionario para la Condicion de Instalacion y Conveniencia Educativa - https://www.survekymonkey.com/r/AISD_Educational_Suitability_Espanol

AUSTIN Independent School District

2016 Facility Condition Assessment and Educational Suitability Assessment

LBJ EARLY COLLEGE HIGH SCHOOL
AUSTIN Independent School District

LIBERAL ARTS AND SCIENCE ACADEMY
AUSTIN Independent School District

Rev. 11/30/2016

Facility Condition Assessment

Rating Scale: E Excellent · G Good · A Average · P Poor · F Fail

	BLDG-014A Main School Building	BLDG-014B Theater Building
Mechanical / HVAC		
Mechanical / HVAC	A	A
Domestic Water Distribution	A	G
Plumbing Fixtures	A	G
Elevators & Lifts	P	N/A
Electrical		
Electrical Distribution	A	G
Lighting	G	G
Communications & Security	G	G
Fire Alarm	G	G
Fire Protection / Suppression	N/A	N/A
Exterior Architecture		
Exterior Doors	A	P
Exterior Walls	A	A
Exterior Windows	P	G
Exterior Stairs	P	P
Roofing	P	A
Interior Architecture		
Interior Ceiling Finishes	A	G
Interior Doors	A	A
Interior Floor Finishes	A	G
Interior Walls	A	G
Interior Wall Finishes	A	G
Interior Stairs	A	P

Site / Civil	
Roadways	A
Parking Lots	A
Pedestrian Paving (Sidewalks)	A
Site Development	G
Landscaping	G
Play Fields	P

Crawl Space (BLDG-014A)	
Drainage Below Building	A
Access / Ventilation	A
Foundation	A
Exposed Pipes	A
Exposed Ductwork	A

Education Suitability Assessment

Rating Scale

- **Excellent** 81-100
- **Good** 66-80
- **Average** 51-65
- **Unsatisfactory** 36-50
- **Very Unsatisfactory** 20-35

Assessment Area	Score
Exterior	48
General Building	50
General Academic & Elective Spaces	35
Future Ready Student Development	38
Library / Media Center	47
Security	20
Technology	40
Storage	40
Furniture, Fixtures & Equipment	67
Environmental Quality (Lighting, Odors, Pests)	52
Controllability of Systems (Lights, Temps, Blinds)	52

PERKINS+WILL

AECOM

2016 Facility Condition Assessment and Educational Suitability Assessment

AUSTIN Independent School District

LEE ELEMENTARY SCHOOL
AUSTIN Independent School District

LEE ELEMENTARY SCHOOL

Facility Site

3308 Hampton Road
Austin, TX 78705

Building Area: 46,328 Square Feet
Site: 5 Acres
Date of First Construction: 1939

Assessment Timeline

Facility Condition Interview:	07/28/16
Facility Condition Field Visit:	07/25/16
Educational Suitability Interview:	07/28/16
Educational Suitability Field Visit:	07/28/16

Facility Summary

Lee Elementary School was first established in 1939, and is comprised of four buildings. The Main School Building (BLDG-121A) contains classrooms, administrative spaces, the cafeteria, the gymnasium, and a large auditorium. A small Mechanical Building (BLDG-121B), built in 1939, is a one room building containing mechanical equipment and a kiln. On the north side of the campus is a Separate Library Building (BLDG-121C) built in 1998, which contains a library and large meeting space with associate support spaces. Finally, a Small House (BLDG-121D) sits on the south side of the campus and contains two classrooms.

Facility Condition Assessment (FCA)

The FCA is a process that is used to understand the deficiencies of a facility. It is conducted by a team of architects and engineers of various disciplines. The FCA is performed using existing data, facility staff interviews, facility walk-though assessments, analysis, and cost estimating.

FCA REPORT CARD	
Lee Elementary School	50

*The FCA score is equal to 100 minus the Facility Condition Index (FCI). The FCI is equal to the cost to maintain, repair and replace deficiencies of a facility divided by the current replacement value of the facility.

Educational Suitability Assessment (ESA)

The ESA measures the degree to which the facility supports teaching and learning considering the exterior and site, academic spaces, support spaces, future-ready spaces, library and media center, security, technology, storage, fixtures, furniture and equipment, environmental quality, and controllability of lighting and HVAC systems.

ESA REPORT CARD	
Lee Elementary School	53

*The FCA and ESA scores are not a representation of the school's academic performance and does not reflect any construction or improvements performed after the assessment date.
*These are draft scores pending AISD feedback.

Links to Online Surveys:

AISD Educational Suitability Survey - https://www.surveymonkey.com/r/AISD_Educational_Suitability_Survey

AISD Cuestionario para la Condicion de Instalacion y Conveniencia Educativa - https://www.survekymonkey.com/r/AISD_Educational_Suitability_Espanol

2016 Facility Condition Assessment and Educational Suitability Assessment

AUSTIN Independent School District

LEE ELEMENTARY SCHOOL
AUSTIN Independent School District

Rev. 11/30/2016

Facility Condition Assessment

Rating Scale: E Excellent, G Good, A Average, P Poor, F Fail

	BLDG-121A Main School Building	BLDG-121B Mechanical Building	BLDG-121C Separate Library	BLDG-PS006 Small House
Mechanical / HVAC				
Mechanical / HVAC	A	A	A	G
Domestic Water Distribution	P	G	G	G
Plumbing Fixtures	P	G	G	G
Elevators & Lifts	G	N/A	N/A	N/A
Electrical				
Electrical Distribution	G	G	G	G
Lighting	G	G	G	G
Communications & Security	G	N/A	G	G
Fire Alarm	G	G	G	G
Fire Protection / Suppression	G	G	G	G
Exterior Architecture				
Exterior Doors	A	P	G	P
Exterior Walls	A	A	G	P
Exterior Windows	A	P	A	P
Exterior Stairs	A	N/A	N/A	A
Roofing	P	P	P	G
Interior Architecture				
Interior Ceiling Finishes	P	P	A	G
Interior Doors	A	N/A	G	A
Interior Floor Finishes	G	A	A	A
Interior Walls	A	N/A	A	G
Interior Wall Finishes	A	A	A	G
Interior Stairs	G	N/A	N/A	N/A

Site / Civil	
Roadways	A
Parking Lots	A
Pedestrian Paving (Sidewalks)	A
Site Development	G
Landscaping	G
Play Fields	A

Crawl Space (BLDG-121A)	
Drainage Below Building	A
Access / Ventilation	A
Foundation	A
Exposed Pipes	A
Exposed Ductwork	G

Education Suitability Assessment

Rating Scale

- **Excellent** 81-100
- **Good** 66-80
- **Average** 51-65
- **Unsatisfactory** 36-50
- **Very Unsatisfactory** 20-35

Assessment Area	Score
Exterior	65
General Building	57
General Academic & Elective Spaces	38
Future Ready Student Development	43
Library / Media Center	75
Security	49
Technology	60
Storage	33
Furniture, Fixtures & Equipment	87
Environmental Quality (Lighting, Odors, Pests)	68
Controllability of Systems (Lights, Temps, Blinds)	44

PERKINS+WILL

AECOM

2016 Facility Condition Assessment and Educational Suitability Assessment

AUSTIN Independent School District

LINDER ELEMENTARY SCHOOL
AUSTIN Independent School District

LINDER ELEMENTARY SCHOOL

Facility Site

2800 Metcalfe Road
Austin, TX 78741

Building Area: 69,544 Square Feet
Site: 9 Acres
Date of First Construction: 1972

Assessment Timeline

Facility Condition Interview:	08/01/16
Facility Condition Field Visit:	08/01/16
Educational Suitability Interview:	08/15/16
Educational Suitability Field Visit:	08/16/16

Facility Summary

Linder Elementary School was first established in 1972, and consists of two permanent buildings. The Main School Building (BLDG-160A) consists of administration offices, classrooms, cafeteria, library, and gymnasium. The Music Building (BLDG-160B) is devoted to music education. The buildings are connected by a covered walkway.

Facility Condition Assessment (FCA)

The FCA is a process that is used to understand the deficiencies of a facility. It is conducted by a team of architects and engineers of various disciplines. The FCA is performed using existing data, facility staff interviews, facility walk-though assessments, analysis, and cost estimating.

FCA REPORT CARD	
Linder Elementary School	37

*The FCA score is equal to 100 minus the Facility Condition Index (FCI). The FCI is equal to the cost to maintain, repair and replace deficiencies of a facility divided by the current replacemetn value of the facility.

Educational Suitability Assessment (ESA)

The ESA measures the degree to which the facility supports teaching and learning considering the exterior and site, academic spaces, support spaces, future-ready spaces, library and media center, security, technology, storage, fixtures, furniture and equipment, environmental quality, and controllability of lighting and HVAC systems.

ESA REPORT CARD	
Linder Elementary School	64

*The FCA and ESA scores are not a representation of the school's academic performance and does not reflect any construction or improvements performed after the assessment date. This is a draft score pending AISD feedback.

Links to Online Surveys:

AISD Educational Suitability Survey - https://www.surveymonkey.com/r/AISD_Educational_Suitability_Survey

AISD Cuestionario para la Condicion de Instalacion y Conveniencia Educativa - https://www.survekymonkey.com/r/AISD_Educational_Suitability_Espanol

2016 Facility Condition Assessment and Educational Suitability Assessment

AUSTIN Independent School District

LINDER ELEMENTARY SCHOOL
AUSTIN Independent School District

Rev. 11/22/2016

Facility Condition Assessment

Rating Scale: E Excellent; G Good; A Average; P Poor; F Fail

	BLDG-160A Main School Building	BLDG-160B Music Building
Mechanical / HVAC		
Mechanical / HVAC	A	G
Domestic Water Distribution	G	G
Plumbing Fixtures	G	G
Elevators & Lifts	N/A	N/A
Electrical		
Electrical Distribution	A	G
Lighting	G	G
Communications & Security	G	G
Fire Alarm	G	G
Fire Protection / Suppression	A	N/A
Exterior Architecture		
Exterior Doors	G	G
Exterior Walls	G	G
Exterior Windows	G	G
Exterior Stairs	G	N/A
Roofing	A	G
Interior Architecture		
Interior Ceiling Finishes	G	G
Interior Doors	G	G
Interior Floor Finishes	G	G
Interior Walls	G	G
Interior Wall Finishes	G	G
Interior Stairs	N/A	N/A

Site / Civil	
Roadways	A
Parking Lots	P
Pedestrian Paving (Sidewalks)	A
Site Development	A
Landscaping	G
Play Fields	G

Crawl Space (BLDG-160A)	
Drainage Below Building	F
Access / Ventilation	A
Foundation	P
Exposed Pipes	A
Exposed Ductwork	A

Education Suitability Assessment

Rating Scale

- **Excellent** 81-100
- **Good** 66-80
- **Average** 51-65
- **Unsatisfactory** 36-50
- **Very Unsatisfactory** 20-35

Assessment Area	Score
Exterior	34
General Building	37
General Academic & Elective Spaces	64
Future Ready Student Development	63
Library / Media Center	75
Security	58
Technology	60
Storage	93
Furniture, Fixtures & Equipment	93
Environmental Quality (Lighting, Odors, Pests)	52
Controllability of Systems (Lights, Temps, Blinds)	68

PERKINS+WILL

AECOM

2016 Facility Condition Assessment and Educational Suitability Assessment

LUCY READ PRE-K SCHOOL

Facility Site

2608 Rich Creek
Austin, TX 78757

Building Area: 37,232 Square Feet
Site: 10 Acres
Date of First Construction: 1961

Assessment Timeline

Facility Condition Interview:	08/04/16
Facility Condition Field Visit:	08/08/16
Educational Suitability Interview:	08/04/16
Educational Suitability Field Visit:	08/04/16

Facility Summary

Lucy Read Pre-K School was originally established in 1961 as an elementary school, and consists of two permanent buildings: the Main School Building (BLDG-131A) and the Separate Gymnasium (BLDG-131B). The buildings are connected to one another by exterior concrete sidewalks partially covered by the Main School Building's upper roof structure.

Facility Condition Assessment (FCA)

The FCA is a process that is used to understand the deficiencies of a facility. It is conducted by a team of architects and engineers of various disciplines. The FCA is performed using existing data, facility staff interviews, facility walk-though assessments, analysis, and cost estimating.

FCA REPORT CARD	
Lucy Read Pre-K School	22

*The FCA score is equal to 100 minus the Facility Condition Index (FCI). The FCI is equal to the cost to maintain, repair and replace deficiencies of a facility divided by the current replacement value of the facility.

Educational Suitability Assessment (ESA)

The ESA measures the degree to which the facility supports teaching and learning considering the exterior and site, academic spaces, support spaces, future-ready spaces, library and media center, security, technology, storage, fixtures, furniture and equipment, environmental quality, and controllability of lighting and HVAC systems.

ESA REPORT CARD	
Lucy Read Pre-K School	60

*The FCA and ESA scores are not a representation of the school's academic performance and does not reflect any construction or improvements performed after the assessment date.
*These are draft scores pending AISD feedback.

Links to Online Surveys:

AISD Educational Suitability Survey - https://www.surveymonkey.com/r/AISD_Educational_Suitability_Survey

AISD Cuestionario para la Condicion de Instalacion y Conveniencia Educativa - https://www.survekymonkey.com/r/AISD_Educational_Suitability_Espanol

2016 Facility Condition Assessment and Educational Suitability Assessment

AUSTIN Independent School District

LUCY READ PRE-KINDERGARTEN
AUSTIN Independent School District

Rev. 11/22/2016

Facility Condition Assessment

Rating Scale: E Excellent · G Good · A Average · P Poor · F Fail

	BLDG-131A Main School Building	BLDG-131B Separate Gymnasium
Mechanical / HVAC		
Mechanical / HVAC	P	P
Domestic Water Distribution	P	N/A
Plumbing Fixtures	P	A
Elevators & Lifts	N/A	N/A
Electrical		
Electrical Distribution	A	P
Lighting	P	A
Communications & Security	A	A
Fire Alarm	A	G
Fire Protection / Suppression	A	G
Exterior Architecture		
Exterior Doors	A	A
Exterior Walls	A	A
Exterior Windows	A	A
Exterior Stairs	N/A	N/A
Roofing	A	G
Interior Architecture		
Interior Ceiling Finishes	A	G
Interior Doors	A	G
Interior Floor Finishes	P	A
Interior Walls	A	G
Interior Wall Finishes	A	G
Interior Stairs	A	N/A

Site / Civil	
Roadways	P
Parking Lots	P
Pedestrian Paving (Sidewalks)	A
Site Development	P
Landscaping	P
Play Fields	G

Crawl Space	
Drainage Below Building	N/A
Access / Ventilation	N/A
Foundation	N/A
Exposed Pipes	N/A
Exposed Ductwork	N/A

Education Suitability Assessment

Rating Scale

- **Excellent** 81-100
- **Good** 66-80
- **Average** 51-65
- **Unsatisfactory** 36-50
- **Very Unsatisfactory** 20-35

Assessment Area	Score
Exterior	65
General Building	53
General Academic & Elective Spaces	51
Future Ready Student Development	65
Library / Media Center	69
Security	55
Technology	60
Storage	33
Furniture, Fixtures & Equipment	60
Environmental Quality (Lighting, Odors, Pests)	76
Controllability of Systems (Lights, Temps, Blinds)	52

PERKINS+WILL

AECOM

AUSTIN Independent School District

2016 Facility Condition Assessment and Educational Suitability Assessment

MAPLEWOOD ELEMENTARY SCHOOL

MAPLEWOOD ELEMENTARY SCHOOL

Facility Site
3808 Maplewood Ave.
Austin, TX 78722

Building Area: 45,389 Square Feet
Site: 6 Acres
Date of First Construction: 1951

Assessment Timeline

Facility Condition Interview:	06/21/16
Facility Condition Field Visit:	06/27/16
Educational Suitability Interview:	06/21/16
Educational Suitability Field Visit:	06/21/16

Facility Summary

Maplewood Elementary School was first established in 1951, and consists of two permanent buildings. They are the Main School Building (BLDG-122A) and a small Storage Building (BLDG-122B) which was previously used as a boiler room.

Facility Condition Assessment (FCA)

The FCA is a process that is used to understand the deficiencies of a facility. It is conducted by a team of architects and engineers of various disciplines. The FCA is performed using existing data, facility staff interviews, facility walk-though assessments, analysis, and cost estimating.

FCA REPORT CARD	
Maplewood Elementary School	45

*The FCA score is equal to 100 minus the Facility Condition Index (FCI). The FCI is equal to the cost to maintain, repair and replace deficiencies of a facility divided by the current replacemetn value of the facility.

Educational Suitability Assessment (ESA)

The ESA measures the degree to which the facility supports teaching and learning considering the exterior and site, academic spaces, support spaces, future-ready spaces, library and media center, security, technology, storage, fixtures, furniture and equipment, environmental quality, and controllability of lighting and HVAC systems.

ESA REPORT CARD	
Maplewood Elementary School	66

*The FCA and ESA scores are not a representation of the school's academic performance and does not reflect any construction or improvements performed after the assessment date.
*These are draft scores pending AISD feedback.

Links to Online Surveys:

AISD Educational Suitability Survey - https://www.surveymonkey.com/r/AISD_Educational_Suitability_Survey

AISD Cuestionario para la Condicion de Instalacion y Conveniencia Educativa - https://www.survekymonkey.com/r/AISD_Educational_Suitability_Espanol

AUSTIN Independent School District

2016 Facility Condition Assessment and Educational Suitability Assessment

MAPLEWOOD ELEMENTARY SCHOOL

Rev. 11/22/2016

Facility Condition Assessment

Rating Scale: E Excellent · G Good · A Average · P Poor · F Fail

	BLDG-122A Main School Building	BLDG-122B Storage Building
Mechanical / HVAC		
Mechanical / HVAC	P	N/A
Domestic Water Distribution	P	N/A
Plumbing Fixtures	P	N/A
Elevators & Lifts	G	N/A
Electrical		
Electrical Distribution	G	G
Lighting	G	F
Communications & Security	G	N/A
Fire Alarm	G	N/A
Fire Protection / Suppression	G	N/A
Exterior Architecture		
Exterior Doors	G	A
Exterior Walls	A	G
Exterior Windows	G	P
Exterior Stairs	G	N/A
Roofing	A	P
Interior Architecture		
Interior Ceiling Finishes	A	P
Interior Doors	A	N/A
Interior Floor Finishes	A	G
Interior Walls	A	G
Interior Wall Finishes	A	G
Interior Stairs	G	N/A

Site / Civil	
Roadways	A
Parking Lots	A
Pedestrian Paving (Sidewalks)	P
Site Development	P
Landscaping	P
Play Fields	P

Crawl Space (BLDG-122A)	
Drainage Below Building	G
Access / Ventilation	A
Foundation	A
Exposed Pipes	A
Exposed Ductwork	N/A

Education Suitability Assessment

Rating Scale

- **Excellent** 81-100
- **Good** 66-80
- **Average** 51-65
- **Unsatisfactory** 36-50
- **Very Unsatisfactory** 20-35

Assessment Area	Score
Exterior	66
General Building	70
General Academic & Elective Spaces	67
Future Ready Student Development	60
Library / Media Center	80
Security	63
Technology	50
Storage	40
Furniture, Fixtures & Equipment	80
Environmental Quality (Lighting, Odors, Pests)	72
Controllability of Systems (Lights, Temps, Blinds)	68

PERKINS+WILL

AECOM

AUSTIN Independent School District

2016 Facility Condition Assessment and Educational Suitability Assessment

MARTIN MIDDLE SCHOOL
AUSTIN Independent School District

MARTIN MIDDLE SCHOOL

Facility Site

1601 Haskell St.
Austin, TX 78702

Building Area: 108,222 Square Feet
Site: 10 Acres
Date of First Construction: 1966

Assessment Timeline

Facility Condition Interview:	06/27/16
Facility Condition Field Visit:	07/11/16
Educational Suitability Interview:	08/15/16
Educational Suitability Field Visit:	07/14/16

Facility Summary

Martin Middle School was established in 1966, and consists of two main buildings. The permanent campus buildings are the two-story Main School Building (BLDG-051A), which includes the administration offices and classrooms, and Building B (BLDG-051B), which includes the stand-alone cafeteria, gymnasium, band room, and main mechanical room. The buildings are connected by exterior covered walkways.

Facility Condition Assessment (FCA)

The FCA is a process that is used to understand the deficiencies of a facility. It is conducted by a team of architects and engineers of various disciplines. The FCA is performed using existing data, facility staff interviews, facility walk-though assessments, analysis, and cost estimating.

FCA REPORT CARD	
Martin Middle School	43

*The FCA score is equal to 100 minus the Facility Condition Index (FCI). The FCI is equal to the cost to maintain, repair and replace deficiencies of a facility divided by the current replacement value of the facility.

Educational Suitability Assessment (ESA)

The ESA measures the degree to which the facility supports teaching and learning considering the exterior and site, academic spaces, support spaces, future-ready spaces, library and media center, security, technology, storage, fixtures, furniture and equipment, environmental quality, and controllability of lighting and HVAC systems.

ESA REPORT CARD	
Martin Middle School	46

*The FCA and ESA scores are not a representation of the school's academic performance and does not reflect any construction or improvements performed after the assessment date.
*These are draft scores pending AISD feedback.

Links to Online Surveys:

AISD Educational Suitability Survey - https://www.surveymonkey.com/r/AISD_Educational_Suitability_Survey

AISD Cuestionario para la Condicion de Instalacion y Conveniencia Educativa - https://www.survekymonkey.com/r/AISD_Educational_Suitability_Espanol

2016 Facility Condition Assessment and Educational Suitability Assessment

AUSTIN Independent School District

MARTIN MIDDLE SCHOOL
AUSTIN Independent School District

Rev. 11/22/2016

Facility Condition Assessment

Rating Scale: E Excellent · G Good · A Average · P Poor · F Fail

	BLDG-051A Main School Building	BLDG-051B Building B
Mechanical / HVAC		
Mechanical / HVAC	A	A
Domestic Water Distribution	A	A
Plumbing Fixtures	A	A
Elevators & Lifts	G	N/A
Electrical		
Electrical Distribution	P	P
Lighting	A	A
Communications & Security	A	G
Fire Alarm	A	A
Fire Protection / Suppression	A	A
Exterior Architecture		
Exterior Doors	A	A
Exterior Walls	G	G
Exterior Windows	A	A
Exterior Stairs	G	G
Roofing	G	G
Interior Architecture		
Interior Ceiling Finishes	A	G
Interior Doors	A	G
Interior Floor Finishes	A	A
Interior Walls	G	G
Interior Wall Finishes	A	A
Interior Stairs	G	N/A

Site / Civil	
Roadways	P
Parking Lots	A
Pedestrian Paving (Sidewalks)	A
Site Development	A
Landscaping	G
Play Fields	A

Crawl Space	
Drainage Below Building	N/A
Access / Ventilation	N/A
Foundation	N/A
Exposed Pipes	N/A
Exposed Ductwork	N/A

Education Suitability Assessment

Rating Scale

- **Excellent** 81-100
- **Good** 66-80
- **Average** 51-65
- **Unsatisfactory** 36-50
- **Very Unsatisfactory** 20-35

Assessment Area	Score
Exterior	58
General Building	60
General Academic & Elective Spaces	48
Future Ready Student Development	45
Library / Media Center	53
Security	43
Technology	40
Storage	33
Furniture, Fixtures & Equipment	42
Environmental Quality (Lighting, Odors, Pests)	40
Controllability of Systems (Lights, Temps, Blinds)	44

PERKINS+WILL

AECOM

AUSTIN Independent School District

2016 Facility Condition Assessment and Educational Suitability Assessment

MATHEWS ELEMENTARY SCHOOL

MATHEWS ELEMENTARY SCHOOL

Facility Site
906 West Lynn St.
Austin, TX 78703

Building Area: 42,124 Square Feet
Site: 2 Acres
Date of First Construction: 1916

Assessment Timeline

Facility Condition Interview:	07/28/16
Facility Condition Field Visit:	07/25/16
Educational Suitability Interview:	07/27/16
Educational Suitability Field Visit:	07/27/16

Facility Summary

Mathews Elementary School was established in 1916, and is registered as a Historical Landmark. The campus consists of four permanent buildings, being the Main School Building (BLDG-123A), Boiler House (BLDG-123B), Storage Building (CMU) (BLDG-123C), and Storage Building (Metal) (BLDG-123D). The buildings are connected by exterior uncovered sidewalks.

Facility Condition Assessment (FCA)

The FCA is a process that is used to understand the deficiencies of a facility. It is conducted by a team of architects and engineers of various disciplines. The FCA is performed using existing data, facility staff interviews, facility walk-though assessments, analysis, and cost estimating.

FCA REPORT CARD	
Mathews Elementary School	42

*The FCA score is equal to 100 minus the Facility Condition Index (FCI). The FCI is equal to the cost to maintain, repair and replace deficiencies of a facility divided by the current replacement value of the facility.

Educational Suitability Assessment (ESA)

The ESA measures the degree to which the facility supports teaching and learning considering the exterior and site, academic spaces, support spaces, future-ready spaces, library and media center, security, technology, storage, fixtures, furniture and equipment, environmental quality, and controllability of lighting and HVAC systems.

ESA REPORT CARD	
Mathews Elementary School	57

*The FCA and ESA scores are not a representation of the school's academic performance and does not reflect any construction or improvements performed after the assessment date.
*These are draft scores pending AISD feedback.

Links to Online Surveys:

AISD Educational Suitability Survey - https://www.surveymonkey.com/r/AISD_Educational_Suitability_Survey

AISD Cuestionario para la Condicion de Instalacion y Conveniencia Educativa - https://www.survekymonkey.com/r/AISD_Educational_Suitability_Espanol

AUSTIN Independent School District

2016 Facility Condition Assessment and Educational Suitability Assessment

MATHEWS ELEMENTARY SCHOOL

Rev. 11/22/2016

Facility Condition Assessment

Rating Scale: E Excellent · G Good · A Average · P Poor · F Fail

	BLDG-123A Main School Building
Mechanical / HVAC	
Mechanical / HVAC	G
Domestic Water Distribution	P
Plumbing Fixtures	P
Elevators & Lifts	G
Electrical	
Electrical Distribution	A
Lighting	A
Communications & Security	A
Fire Alarm	G
Fire Protection / Suppression	A
Exterior Architecture	
Exterior Doors	A
Exterior Walls	A
Exterior Windows	A
Exterior Stairs	G
Roofing	P
Interior Architecture	
Interior Ceiling Finishes	A
Interior Doors	A
Interior Floor Finishes	A
Interior Walls	G
Interior Wall Finishes	A
Interior Stairs	A

Site / Civil	
Roadways	N/A
Parking Lots	N/A
Pedestrian Paving (Sidewalks)	A
Site Development	P
Landscaping	P
Play Fields	N/A

Crawl Space	
Drainage Below Building	N/A
Access / Ventilation	N/A
Foundation	N/A
Exposed Pipes	N/A
Exposed Ductwork	N/A

Education Suitability Assessment

Rating Scale

- **Excellent** 81-100
- **Good** 66-80
- **Average** 51-65
- **Unsatisfactory** 36-50
- **Very Unsatisfactory** 20-35

Assessment Area	Score
Exterior	40
General Building	53
General Academic & Elective Spaces	49
Future Ready Student Development	50
Library / Media Center	69
Security	54
Technology	50
Storage	47
Furniture, Fixtures & Equipment	73
Environmental Quality (Lighting, Odors, Pests)	84
Controllability of Systems (Lights, Temps, Blinds)	60

PERKINS+WILL

AECOM

AUSTIN Independent School District

2016 Facility Condition Assessment and Educational Suitability Assessment

McBEE ELEMENTARY SCHOOL
AUSTIN Independent School District

MCBEE ELEMENTARY SCHOOL

Facility Site
1001 West Braker
Austin, TX 78758

Building Area: 69,716 Square Feet
Site: 11 Acres
Date of First Construction: 1999

Assessment Timeline

Facility Condition Interview:	07/25/16
Facility Condition Field Visit:	07/25/16
Educational Suitability Interview:	07/25/16
Educational Suitability Field Visit:	07/25/16

Facility Summary

McBee Elementary School was established in 1999, and consists of the Main School Building (BLDG-165A).

Facility Condition Assessment (FCA)

The FCA is a process that is used to understand the deficiencies of a facility. It is conducted by a team of architects and engineers of various disciplines. The FCA is performed using existing data, facility staff interviews, facility walk-though assessments, analysis, and cost estimating.

FCA REPORT CARD	
McBee Elementary School	52

*The FCA score is equal to 100 minus the Facility Condition Index (FCI). The FCI is equal to the cost to maintain, repair and replace deficiencies of a facility divided by the current replacement value of the facility.

Educational Suitability Assessment (ESA)

The ESA measures the degree to which the facility supports teaching and learning considering the exterior and site, academic spaces, support spaces, future-ready spaces, library and media center, security, technology, storage, fixtures, furniture and equipment, environmental quality, and controllability of lighting and HVAC systems.

ESA REPORT CARD	
McBee Elementary School	80

*The FCA and ESA scores are not a representation of the school's academic performance and does not reflect any construction or improvements performed after the assessment date.
*These are draft scores pending AISD feedback.

Links to Online Surveys:

AISD Educational Suitability Survey - https://www.surveymonkey.com/r/AISD_Educational_Suitability_Survey

AISD Cuestionario para la Condicion de Instalacion y Conveniencia Educativa - https://www.survekymonkey.com/r/AISD_Educational_Suitability_Espanol

2016 Facility Condition Assessment and Educational Suitability Assessment

AUSTIN Independent School District

McBEE ELEMENTARY SCHOOL
AUSTIN Independent School District

Rev. 11/22/2016

Facility Condition Assessment

Rating Scale: E Excellent · G Good · A Average · P Poor · F Fail

	BLDG-165A Main School Building
Mechanical / HVAC	
Mechanical / HVAC	P
Domestic Water Distribution	G
Plumbing Fixtures	A
Elevators & Lifts	N/A
Electrical	
Electrical Distribution	G
Lighting	A
Communications & Security	A
Fire Alarm	G
Fire Protection / Suppression	A
Exterior Architecture	
Exterior Doors	A
Exterior Walls	G
Exterior Windows	G
Exterior Stairs	N/A
Roofing	P
Interior Architecture	
Interior Ceiling Finishes	G
Interior Doors	A
Interior Floor Finishes	A
Interior Walls	A
Interior Wall Finishes	A
Interior Stairs	G

Site / Civil	
Roadways	A
Parking Lots	A
Pedestrian Paving (Sidewalks)	A
Site Development	G
Landscaping	A
Play Fields	A

Crawl Space	
Drainage Below Building	N/A
Access / Ventilation	N/A
Foundation	N/A
Exposed Pipes	N/A
Exposed Ductwork	N/A

Education Suitability Assessment

Rating Scale

- **Excellent** 81-100
- **Good** 66-80
- **Average** 51-65
- **Unsatisfactory** 36-50
- **Very Unsatisfactory** 20-35

Assessment Area	Score
Exterior	69
General Building	93
General Academic & Elective Spaces	82
Future Ready Student Development	88
Library / Media Center	93
Security	69
Technology	60
Storage	60
Furniture, Fixtures & Equipment	87
Environmental Quality (Lighting, Odors, Pests)	80
Controllability of Systems (Lights, Temps, Blinds)	68

PERKINS+WILL

AECOM

2016 Facility Condition Assessment and Educational Suitability Assessment

McCALLUM HIGH SCHOOL

Facility Site

5600 Sunshine Drive
Austin, TX 78756

Building Area: 265,022 Square Feet
Site: 31 Acres
Date of First Construction: 1953

Assessment Timeline

Facility Condition Interview:	07/12/16
Facility Condition Field Visit:	08/15/16
Educational Suitability Interview:	07/12/16
Educational Suitability Field Visit:	07/12/16

Facility Summary



McCallum High School was established in 1953, and consists of a main building along with seven additional campus buildings. The permanent campus buildings include the Main Building (BLDG-005A) the Mechanical Building (BLDG-005B) built in 1953, the Theater Building (BLDG-005C) and a Separate Gymnasium (BLDG-005D) built in 1987, another Mechanical Building (BLDG-005E) built in 1966, a Baseball Batting Cage and Storage Building (BLDG-005F) built in 1993, a Storage Building (BLDG-005G) built in 1978, and a Separate Auditorium (BLDG-005H) built in 2010. The Main School Building and Theater Building are connected by a covered sidewalk. The rest of the buildings are either unconnected or connected by uncovered sidewalks.

Facility Condition Assessment (FCA)

The FCA is a process that is used to understand the deficiencies of a facility. It is conducted by a team of architects and engineers of various disciplines. The FCA is performed using existing data, facility staff interviews, facility walk-though assessments, analysis, and cost estimating.

FCA REPORT CARD	
McCallum High School	64

*The FCA score is equal to 100 minus the Facility Condition Index (FCI). The FCI is equal to the cost to maintain, repair and replace deficiencies of a facility divided by the current replacement value of the facility. McCallum HS has a total of 8 buildings that were assessed. The score and ratings for thsoe bulidings can be found in the FCA report.

Educational Suitability Assessment (ESA)

The ESA measures the degree to which the facility supports teaching and learning considering the exterior and site, academic spaces, support spaces, future-ready spaces, library and media center, security, technology, storage, fixtures, furniture and equipment, environmental quality, and controllability of lighting and HVAC systems.

ESA REPORT CARD	
McCallum High School	71

*The FCA and ESA scores are not a representation of the school's academic performance and does not reflect any construction or improvements performed after the assessment date.
*These are draft scores pending AISD feedback.

Links to Online Surveys:

AISD Educational Suitability Survey - https://www.surveymonkey.com/r/AISD_Educational_Suitability_Survey

AISD Cuestionario para la Condicion de Instalacion y Conveniencia Educativa - https://www.survekymonkey.com/r/AISD_Educational_Suitability_Espanol

AUSTIN Independent School District

2016 Facility Condition Assessment and Educational Suitability Assessment

McCALLUM HIGH SCHOOL
AUSTIN Independent School District

Rev. 1/17/2017

Facility Condition Assessment

Rating Scale: E Excellent · G Good · A Average · P Poor · F Fail

	BLDG-005A Main School Building	BLDG-005C Theater Building	BLDG-005D Gymnasium	BLDG-005H Auditorium
Mechanical / HVAC				
Mechanical / HVAC	P	G	A	G
Domestic Water Distribution	A	G	G	E
Plumbing Fixtures	G	G	N/A	G
Elevators & Lifts	N/A	N/A	N/A	N/A
Electrical				
Electrical Distribution	A	G	G	G
Lighting	G	G	G	G
Communications & Security	P	G	G	N/A
Fire Alarm	G	G	G	G
Fire Protection / Suppression	F	G	G	G
Exterior Architecture				
Exterior Doors	A	A	A	G
Exterior Walls	G	G	G	G
Exterior Windows	P	A	G	G
Exterior Stairs	A	N/A	A	N/A
Roofing	P	A	A	G
Interior Architecture				
Interior Ceiling Finishes	A	A	A	G
Interior Doors	A	A	G	G
Interior Floor Finishes	A	A	G	G
Interior Walls	G	G	G	G
Interior Wall Finishes	A	A	G	G
Interior Stairs	N/A	N/A	A	G

Site / Civil	
Roadways	A
Parking Lots	A
Pedestrian Paving (Sidewalks)	A
Site Development	G
Landscaping	A
Play Fields	P

Crawl Space (BLDG-005A)	
Drainage Below Building	A
Access / Ventilation	A
Foundation	G
Exposed Pipes	A
Exposed Ductwork	N/A

Education Suitability Assessment

Rating Scale

- **Excellent** 81-100
- **Good** 66-80
- **Average** 51-65
- **Unsatisfactory** 36-50
- **Very Unsatisfactory** 20-35

Assessment Area	Score
Exterior	68
General Building	87
General Academic & Elective Spaces	77
Future Ready Student Development	64
Library / Media Center	87
Security	60
Technology	70
Storage	53
Furniture, Fixtures & Equipment	60
Environmental Quality (Lighting, Odors, Pests)	84
Controllability of Systems (Lights, Temps, Blinds)	60

PERKINS+WILL

AECOM

2016 Facility Condition Assessment and Educational Suitability Assessment

AUSTIN Independent School District

BERTHA SADLER MEANS YOUNG WOMEN'S LEADERSHIP ACADEMY AUSTIN Independent School District

MEANS YOUNG WOMEN'S LEADERSHIP ACADEMY

Facility Site

6401 N. Hampton Drive
Austin, TX 78723

Building Area: 132,760 Square Feet
Site: 15 Acres
Date of First Construction: 1958

Assessment Timeline

Facility Condition Interview:	08/04/16
Facility Condition Field Visit:	07/11/16
Educational Suitability Interview:	08/04/16
Educational Suitability Field Visit:	07/14/16



Facility Summary

Bertha Sadler Means Young Women's Leadership Academy is located at 6401 North Hampton Drive in Austin, Texas. Originally built in 1958, the campus includes the Main School Building (BLDG-065A) and the Auditorium Building (BLDG-065B) with spaces for the band, orchestra, and choir. At the time of the assessment, it appeared that water infiltration remediation was taking place in both buildings. The buildings are connected by a covered walkway.

Facility Condition Assessment (FCA)

The FCA is a process that is used to understand the deficiencies of a facility. It is conducted by a team of architects and engineers of various disciplines. The FCA is performed using existing data, facility staff interviews, facility walk-though assessments, analysis, and cost estimating.

FCA REPORT CARD	
Means YWLA	49

*The FCA score is equal to 100 minus the Facility Condition Index (FCI). The FCI is equal to the cost to maintain, repair and replace deficiencies of a facility divided by the current replacement value of the facility.

Educational Suitability Assessment (ESA)

The ESA measures the degree to which the facility supports teaching and learning considering the exterior and site, academic spaces, support spaces, future-ready spaces, library and media center, security, technology, storage, fixtures, furniture and equipment, environmental quality, and controllability of lighting and HVAC systems.

ESA REPORT CARD	
Means YWLA	69

*The FCA and ESA scores are not a representation of the school's academic performance and does not reflect any construction or improvements performed after the assessment date.
*These are draft scores pending AISD feedback.

Links to Online Surveys:

AISD Educational Suitability Survey - https://www.surveymonkey.com/r/AISD_Educational_Suitability_Survey

AISD Cuestionario para la Condicion de Instalacion y Conveniencia Educativa - https://www.survekymonkey.com/r/AISD_Educational_Suitability_Espanol

AUSTIN Independent School District

2016 Facility Condition Assessment and Educational Suitability Assessment

BERTHA SADLER MEANS YOUNG WOMEN'S LEADERSHIP ACADEMY
AUSTIN Independent School District

Rev. 11/22/2016

Facility Condition Assessment

Rating Scale: E Excellent · G Good · A Average · P Poor · F Fail

	BLDG-065A Main School Building	BLDG-065B Auditorium Building
Mechanical / HVAC		
Mechanical / HVAC	A	G
Domestic Water Distribution	A	G
Plumbing Fixtures	G	G
Elevators & Lifts	N/A	N/A
Electrical		
Electrical Distribution	A	G
Lighting	G	G
Communications & Security	G	G
Fire Alarm	G	G
Fire Protection / Suppression	A	A
Exterior Architecture		
Exterior Doors	P	P
Exterior Walls	A	A
Exterior Windows	A	G
Exterior Stairs	P	G
Roofing	P	P
Interior Architecture		
Interior Ceiling Finishes	A	A
Interior Doors	A	G
Interior Floor Finishes	A	A
Interior Walls	G	G
Interior Wall Finishes	G	G
Interior Stairs	G	N/A

Site / Civil	
Roadways	A
Parking Lots	A
Pedestrian Paving (Sidewalks)	A
Site Development	G
Landscaping	G
Play Fields	P

Crawl Space (BLDG-065A)	
Drainage Below Building	A
Access / Ventilation	A
Foundation	A
Exposed Pipes	P
Exposed Ductwork	N/A

Education Suitability Assessment

Rating Scale

- **Excellent** 81-100
- **Good** 66-80
- **Average** 51-65
- **Unsatisfactory** 36-50
- **Very Unsatisfactory** 20-35

Assessment Area	Score
Exterior	71
General Building	67
General Academic & Elective Spaces	75
Future Ready Student Development	65
Library / Media Center	100
Security	43
Technology	60
Storage	53
Furniture, Fixtures & Equipment	80
Environmental Quality (Lighting, Odors, Pests)	64
Controllability of Systems (Lights, Temps, Blinds)	44

PERKINS+WILL

AECOM

2016 Facility Condition Assessment and Educational Suitability Assessment

MENCHACA ELEMENTARY SCHOOL

Facility Site

12120 Manchaca Road
Austin, TX 78748

Building Area: 60,104 Square Feet
Site: 20 Acres
Date of First Construction: 1975

Assessment Timeline

Facility Condition Interview:	06/27/16
Facility Condition Field Visit:	07/11/16
Educational Suitability Interview:	06/27/16
Educational Suitability Field Visit:	06/27/16



Facility Summary

Menchaca Elementary School was first established in 1975, and consists of the Main School Building (BLDG-147A). The Main School Building is mostly original construction although some renovation has occurred as well as multiple additions constructed; the most recent after 2012.

Facility Condition Assessment (FCA)

The FCA is a process that is used to understand the deficiencies of a facility. It is conducted by a team of architects and engineers of various disciplines. The FCA is performed using existing data, facility staff interviews, facility walk-though assessments, analysis, and cost estimating.

FCA REPORT CARD	
Menchaca Elementary School	32

*The FCA score is equal to 100 minus the Facility Condition Index (FCI). The FCI is equal to the cost to maintain, repair and replace deficiencies of a facility divided by the current replacement value of the facility.

Educational Suitability Assessment (ESA)

The ESA measures the degree to which the facility supports teaching and learning considering the exterior and site, academic spaces, support spaces, future-ready spaces, library and media center, security, technology, storage, fixtures, furniture and equipment, environmental quality, and controllability of lighting and HVAC systems.

ESA REPORT CARD	
Menchaca Elementary School	57

*The FCA and ESA scores are not a representation of the school's academic performance and does not reflect any construction or improvements performed after the assessment date.
*These are draft scores pending AISD feedback.

Links to Online Surveys:

AISD Educational Suitability Survey - https://www.surveymonkey.com/r/AISD_Educational_Suitability_Survey

AISD Cuestionario para la Condicion de Instalacion y Conveniencia Educativa - https://www.survekymonkey.com/r/AISD_Educational_Suitability_Espanol

2016 Facility Condition Assessment and Educational Suitability Assessment

AUSTIN Independent School District

MENCHACA ELEMENTARY SCHOOL
AUSTIN Independent School District

Rev. 11/30/2016

Facility Condition Assessment

Rating Scale: E Excellent; G Good; A Average; P Poor; F Fail

	BLDG-147A Main School Building
Mechanical / HVAC	
Mechanical / HVAC	A
Domestic Water Distribution	A
Plumbing Fixtures	P
Elevators & Lifts	G
Electrical	
Electrical Distribution	A
Lighting	P
Communications & Security	A
Fire Alarm	A
Fire Protection / Suppression	G
Exterior Architecture	
Exterior Doors	A
Exterior Walls	A
Exterior Windows	A
Exterior Stairs	G
Roofing	P
Interior Architecture	
Interior Ceiling Finishes	A
Interior Doors	G
Interior Floor Finishes	A
Interior Walls	A
Interior Wall Finishes	A
Interior Stairs	G

Site / Civil	
Roadways	P
Parking Lots	A
Pedestrian Paving (Sidewalks)	A
Site Development	A
Landscaping	A
Play Fields	G

Crawl Space	
Drainage Below Building	N/A
Access / Ventilation	N/A
Foundation	N/A
Exposed Pipes	N/A
Exposed Ductwork	N/A

Education Suitability Assessment

Rating Scale

- **Excellent** 81-100
- **Good** 66-80
- **Average** 51-65
- **Unsatisfactory** 36-50
- **Very Unsatisfactory** 20-35

Assessment Area	Score
Exterior	78
General Building	57
General Academic & Elective Spaces	62
Future Ready Student Development	48
Library / Media Center	65
Security	57
Technology	60
Storage	40
Furniture, Fixtures & Equipment	60
Environmental Quality (Lighting, Odors, Pests)	48
Controllability of Systems (Lights, Temps, Blinds)	44

PERKINS+WILL

AECOM

2016 Facility Condition Assessment and Educational Suitability Assessment

AUSTIN Independent School District

MENDEZ MIDDLE SCHOOL
AUSTIN Independent School District

MENDEZ MIDDLE SCHOOL

Facility Site

5106 Village Square Dr.
Austin, TX 78744

Building Area: 173,382 Square Feet
Site: 21 Acres
Date of First Construction: 1987

Assessment Timeline

Facility Condition Interview:	05/19/16
Facility Condition Field Visit:	05/19/16
Educational Suitability Interview:	05/19/16
Educational Suitability Field Visit:	05/19/16

Facility Summary

Mendez Middle School was first established in 1987. The campus consists of the primary school along with two additional campus buildings. These permanent campus buildings include the Main School Building (BLDG-058A), the South Addition/Theater (BLDG-058B), and the West Addition Building (BLDG-058C). The main building is connected to the other two campus buildings by covered walkways located at the west and south facades.

Facility Condition Assessment (FCA)

The FCA is a process that is used to understand the deficiencies of a facility. It is conducted by a team of architects and engineers of various disciplines. The FCA is performed using existing data, facility staff interviews, facility walk-though assessments, analysis, and cost estimating.

FCA REPORT CARD	
Mendez Middle School	55

*The FCA score is equal to 100 minus the Facility Condition Index (FCI). The FCI is equal to the cost to maintain, repair and replace deficiencies of a facility divided by the current replacement value of the facility.

Educational Suitability Assessment (ESA)

The ESA measures the degree to which the facility supports teaching and learning considering the exterior and site, academic spaces, support spaces, future-ready spaces, library and media center, security, technology, storage, fixtures, furniture and equipment, environmental quality, and controllability of lighting and HVAC systems.

ESA REPORT CARD	
Mendez Middle School	51

*The FCA and ESA scores are not a representation of the school's academic performance and does not reflect any construction or improvements performed after the assessment date.
*These are draft scores pending AISD feedback.

Links to Online Surveys:

AISD Educational Suitability Survey - https://www.surveymonkey.com/r/AISD_Educational_Suitability_Survey

AISD Cuestionario para la Condicion de Instalacion y Conveniencia Educativa - https://www.survekymonkey.com/r/AISD_Educational_Suitability_Espanol

2016 Facility Condition Assessment and Educational Suitability Assessment

AUSTIN Independent School District

MENDEZ MIDDLE SCHOOL
AUSTIN Independent School District

Rev. 11/22/2016

Facility Condition Assessment

Rating Scale: E Excellent · G Good · A Average · P Poor · F Fail

	BLDG-058A Main School Building	BLDG-058B South Addition / Theater	BLDG-058C West Addition
Mechanical / HVAC			
Mechanical / HVAC	A	A	A
Domestic Water Distribution	A	A	G
Plumbing Fixtures	A	A	A
Elevators & Lifts	P	N/A	N/A
Electrical			
Electrical Distribution	G	G	G
Lighting	P	P	P
Communications & Security	P	P	P
Fire Alarm	G	G	G
Fire Protection / Suppression	A	G	G
Exterior Architecture			
Exterior Doors	A	A	A
Exterior Walls	A	A	G
Exterior Windows	A	A	A
Exterior Stairs	N/A	N/A	N/A
Roofing	P	P	P
Interior Architecture			
Interior Ceiling Finishes	A	G	G
Interior Doors	A	P	A
Interior Floor Finishes	A	A	G
Interior Walls	G	G	A
Interior Wall Finishes	A	A	G
Interior Stairs	P	N/A	N/A

Site / Civil	
Roadways	P
Parking Lots	A
Pedestrian Paving (Sidewalks)	A
Site Development	G
Landscaping	A
Play Fields	A

Crawl Space (BLDG-058A)	
Drainage Below Building	A
Access / Ventilation	G
Foundation	G
Exposed Pipes	A
Exposed Ductwork	E

Education Suitability Assessment

Rating Scale

- **Excellent** 81-100
- **Good** 66-80
- **Average** 51-65
- **Unsatisfactory** 36-50
- **Very Unsatisfactory** 20-35

Assessment Area	Score
Exterior	72
General Building	80
General Academic & Elective Spaces	45
Future Ready Student Development	40
Library / Media Center	60
Security	46
Technology	50
Storage	60
Furniture, Fixtures & Equipment	25
Environmental Quality (Lighting, Odors, Pests)	64
Controllability of Systems (Lights, Temps, Blinds)	60

PERKINS+WILL

AECOM

2016 Facility Condition Assessment and Educational Suitability Assessment

AUSTIN Independent School District

METZ ELEMENTARY SCHOOL
AUSTIN Independent School District

METZ ELEMENTARY SCHOOL

Facility Site

84 Robert T. Martinez Jr. St.
Austin, TX 78702

Building Area: 61,905 Square Feet
Site: 6 Acres
Date of First Construction: 1993

Assessment Timeline

Facility Condition Interview:	06/23/16
Facility Condition Field Visit:	06/27/16
Educational Suitability Interview:	06/23/16
Educational Suitability Field Visit:	06/23/16

Facility Summary

Metz Elementary School was first established in 1993, and consists of the Main School Building (BLDG-124A). The building is shaped like a horse shoe and has one continuous interior corridor with an exterior covered concrete sidewalk connecting two wings.

Facility Condition Assessment (FCA)

The FCA is a process that is used to understand the deficiencies of a facility. It is conducted by a team of architects and engineers of various disciplines. The FCA is performed using existing data, facility staff interviews, facility walk-though assessments, analysis, and cost estimating.

FCA REPORT CARD	
Metz Elementary School	59

*The FCA score is equal to 100 minus the Facility Condition Index (FCI). The FCI is equal to the cost to maintain, repair and replace deficiencies of a facility divided by the current replacement value of the facility.

Educational Suitability Assessment (ESA)

The ESA measures the degree to which the facility supports teaching and learning considering the exterior and site, academic spaces, support spaces, future-ready spaces, library and media center, security, technology, storage, fixtures, furniture and equipment, environmental quality, and controllability of lighting and HVAC systems.

ESA REPORT CARD	
Metz Elementary School	75

*The FCA and ESA scores are not a representation of the school's academic performance and does not reflect any construction or improvements performed after the assessment date.
*These are draft scores pending AISD feedback.

Links to Online Surveys:

AISD Educational Suitability Survey - https://www.surveymonkey.com/r/AISD_Educational_Suitability_Survey

AISD Cuestionario para la Condicion de Instalacion y Conveniencia Educativa - https://www.survekymonkey.com/r/AISD_Educational_Suitability_Espanol

2016 Facility Condition Assessment and Educational Suitability Assessment

AUSTIN Independent School District

METZ ELEMENTARY SCHOOL
AUSTIN Independent School District

Rev. 11/22/2016

Facility Condition Assessment

Rating Scale: E Excellent · G Good · A Average · P Poor · F Fail

	BLDG-124A Main School Building
Mechanical / HVAC	
Mechanical / HVAC	P
Domestic Water Distribution	P
Plumbing Fixtures	A
Elevators & Lifts	N/A
Electrical	
Electrical Distribution	G
Lighting	G
Communications & Security	A
Fire Alarm	G
Fire Protection / Suppression	A
Exterior Architecture	
Exterior Doors	G
Exterior Walls	G
Exterior Windows	G
Exterior Stairs	A
Roofing	A
Interior Architecture	
Interior Ceiling Finishes	G
Interior Doors	G
Interior Floor Finishes	G
Interior Walls	G
Interior Wall Finishes	G
Interior Stairs	G

Site / Civil	
Roadways	G
Parking Lots	P
Pedestrian Paving (Sidewalks)	A
Site Development	A
Landscaping	G
Play Fields	G

Crawl Space	
Drainage Below Building	N/A
Access / Ventilation	N/A
Foundation	N/A
Exposed Pipes	N/A
Exposed Ductwork	N/A

Education Suitability Assessment

Rating Scale

- **Excellent** 81-100
- **Good** 66-80
- **Average** 51-65
- **Unsatisfactory** 36-50
- **Very Unsatisfactory** 20-35

Assessment Area	Score
Exterior	78
General Building	70
General Academic & Elective Spaces	82
Future Ready Student Development	78
Library / Media Center	67
Security	68
Technology	70
Storage	67
Furniture, Fixtures & Equipment	80
Environmental Quality (Lighting, Odors, Pests)	72
Controllability of Systems (Lights, Temps, Blinds)	68

PERKINS+WILL

AECOM

AUSTIN Independent School District

2016 Facility Condition Assessment and Educational Suitability Assessment

MILLS ELEMENTARY SCHOOL

MILLS ELEMENTARY SCHOOL

Facility Site
6201 Davis Lane
Austin, TX 78749

Building Area: 81,369 Square Feet
Site: 11 Acres
Date of First Construction: 1998

Assessment Timeline

Facility Condition Interview:	07/18/16
Facility Condition Field Visit:	07/18/16
Educational Suitability Interview:	07/18/16
Educational Suitability Field Visit:	07/18/16

Facility Summary

Mills Elementary School was established in 1998, and consists of the Main School Building (BLDG-181A), which has administrative offices, classrooms, library, cafeteria, and gymnasium.

Facility Condition Assessment (FCA)

The FCA is a process that is used to understand the deficiencies of a facility. It is conducted by a team of architects and engineers of various disciplines. The FCA is performed using existing data, facility staff interviews, facility walk-though assessments, analysis, and cost estimating.

FCA REPORT CARD	
Mills Elementary School	64

*The FCA score is equal to 100 minus the Facility Condition Index (FCI). The FCI is equal to the cost to maintain, repair and replace deficiencies of a facility divided by the current replacement value of the facility.

Educational Suitability Assessment (ESA)

The ESA measures the degree to which the facility supports teaching and learning considering the exterior and site, academic spaces, support spaces, future-ready spaces, library and media center, security, technology, storage, fixtures, furniture and equipment, environmental quality, and controllability of lighting and HVAC systems.

ESA REPORT CARD	
Mills Elementary School	81

*The FCA and ESA scores are not a representation of the school's academic performance and does not reflect any construction or improvements performed after the assessment date.
*These are draft scores pending AISD feedback.

Links to Online Surveys:

AISD Educational Suitability Survey - https://www.surveymonkey.com/r/AISD_Educational_Suitability_Survey

AISD Cuestionario para la Condicion de Instalacion y Conveniencia Educativa - https://www.survekymonkey.com/r/AISD_Educational_Suitability_Espanol

AUSTIN Independent School District

2016 Facility Condition Assessment and Educational Suitability Assessment

MILLS ELEMENTARY SCHOOL

Rev. 11/28/2016

Facility Condition Assessment

Rating Scale: E Excellent · G Good · A Average · P Poor · F Fail

	BLDG-181A Main School Building
Mechanical / HVAC	
Mechanical / HVAC	A
Domestic Water Distribution	P
Plumbing Fixtures	A
Elevators & Lifts	G
Electrical	
Electrical Distribution	G
Lighting	A
Communications & Security	A
Fire Alarm	G
Fire Protection / Suppression	G
Exterior Architecture	
Exterior Doors	A
Exterior Walls	A
Exterior Windows	A
Exterior Stairs	N/A
Roofing	P
Interior Architecture	
Interior Ceiling Finishes	A
Interior Doors	A
Interior Floor Finishes	G
Interior Walls	G
Interior Wall Finishes	A
Interior Stairs	G

Site / Civil	
Roadways	A
Parking Lots	A
Pedestrian Paving (Sidewalks)	A
Site Development	G
Landscaping	G
Play Fields	G

Crawl Space	
Drainage Below Building	N/A
Access / Ventilation	N/A
Foundation	N/A
Exposed Pipes	N/A
Exposed Ductwork	N/A

Education Suitability Assessment

Rating Scale

- **Excellent** 81-100
- **Good** 66-80
- **Average** 51-65
- **Unsatisfactory** 36-50
- **Very Unsatisfactory** 20-35

Assessment Area	Score
Exterior	66
General Building	87
General Academic & Elective Spaces	85
Future Ready Student Development	80
Library / Media Center	100
Security	88
Technology	80
Storage	67
Furniture, Fixtures & Equipment	58
Environmental Quality (Lighting, Odors, Pests)	88
Controllability of Systems (Lights, Temps, Blinds)	68

PERKINS+WILL

AECOM

2016 Facility Condition Assessment and Educational Suitability Assessment

AUSTIN Independent School District

MURCHISON MIDDLE SCHOOL
AUSTIN Independent School District

MURCHISON MIDDLE SCHOOL

Facility Site

3700 N Hills Drive
Austin, TX 78731

Building Area: 124,444 Square Feet
Site: 26 Acres
Date of First Construction: 1967

Assessment Timeline

Facility Condition Interview:	06/16/16
Facility Condition Field Visit:	07/04/16
Educational Suitability Interview:	08/08/16
Educational Suitability Field Visit:	08/08/16

Facility Summary

Murchison Middle School was established in 1967, and consists of one primary building and three additional campus buildings. These permanent campus buildings include the Main School Building (BLDG-052A), which contains administration, classrooms, two gymnasiums, locker rooms, a theater, band halls, cafeteria, and a library. The remaining buildings include the Classroom Building (BLDG-052B), which contains 14 classrooms; the Storage Building (BLDG-052C), and the Greenhouse Building (BLDG-052D).

Facility Condition Assessment (FCA)

The FCA is a process that is used to understand the deficiencies of a facility. It is conducted by a team of architects and engineers of various disciplines. The FCA is performed using existing data, facility staff interviews, facility walk-though assessments, analysis, and cost estimating.

FCA REPORT CARD	
Murchison Middle School	60

*The FCA score is equal to 100 minus the Facility Condition Index (FCI). The FCI is equal to the cost to maintain, repair and replace deficiencies of a facility divided by the current replacement value of the facility.

Educational Suitability Assessment (ESA)

The ESA measures the degree to which the facility supports teaching and learning considering the exterior and site, academic spaces, support spaces, future-ready spaces, library and media center, security, technology, storage, fixtures, furniture and equipment, environmental quality, and controllability of lighting and HVAC systems.

ESA REPORT CARD	
Murchison Middle School	42

*The FCA and ESA scores are not a representation of the school's academic performance and does not reflect any construction or improvements performed after the assessment date.
*These are draft scores pending AISD feedback.

Links to Online Surveys:

AISD Educational Suitability Survey - https://www.surveymonkey.com/r/AISD_Educational_Suitability_Survey

AISD Cuestionario para la Condicion de Instalacion y Conveniencia Educativa - https://www.survekymonkey.com/r/AISD_Educational_Suitability_Espanol

2016 Facility Condition Assessment and Educational Suitability Assessment

AUSTIN Independent School District

MURCHISON MIDDLE SCHOOL
AUSTIN Independent School District

Rev. 11/22/2016

Facility Condition Assessment

Rating Scale: E Excellent · G Good · A Average · P Poor · F Fail

	BLDG-052A Main School Building	BLDG-052B Separate Classroom Building
Mechanical / HVAC		
Mechanical / HVAC	G	A
Domestic Water Distribution	A	G
Plumbing Fixtures	A	G
Elevators & Lifts	G	N/A
Electrical		
Electrical Distribution	A	G
Lighting	A	G
Communications & Security	G	G
Fire Alarm	A	G
Fire Protection / Suppression	P	A
Exterior Architecture		
Exterior Doors	A	A
Exterior Walls	A	G
Exterior Windows	A	G
Exterior Stairs	A	N/A
Roofing	P	G
Interior Architecture		
Interior Ceiling Finishes	P	A
Interior Doors	A	G
Interior Floor Finishes	A	G
Interior Walls	G	G
Interior Wall Finishes	P	G
Interior Stairs	A	G

Site / Civil	
Roadways	P
Parking Lots	A
Pedestrian Paving (Sidewalks)	A
Site Development	A
Landscaping	A
Play Fields	A

Crawl Space	
Drainage Below Building	N/A
Access / Ventilation	N/A
Foundation	N/A
Exposed Pipes	N/A
Exposed Ductwork	N/A

Education Suitability Assessment

Rating Scale

- **Excellent** 81-100
- **Good** 66-80
- **Average** 51-65
- **Unsatisfactory** 36-50
- **Very Unsatisfactory** 20-35

Assessment Area	Score
Exterior	52
General Building	47
General Academic & Elective Spaces	31
Future Ready Student Development	43
Library / Media Center	53
Security	35
Technology	50
Storage	40
Furniture, Fixtures & Equipment	33
Environmental Quality (Lighting, Odors, Pests)	48
Controllability of Systems (Lights, Temps, Blinds)	60

PERKINS+WILL

AECOM

AUSTIN
Independent School District

2016 Facility Condition Assessment and Educational Suitability Assessment

NOACK SPORTS COMPLEX

Facility Site
5300 Crainway Dr.
Austin, TX 78724

Building Area: 3,231 Square Feet
Site: 11 Acres
Date of First Construction: 2004

Assessment Timeline

Facility Condition Interview:	08/22/16
Facility Condition Field Visit:	08/22/16
Educational Suitability Interview:	08/22/16
Educational Suitability Field Visit:	08/22/16

Facility Summary



The Noack Sports Center is comprised of seven structures and was constructed in 2004. These include a restroom/field house, a concession facility, four press boxes, and a ticket booth.

Educational Suitability Assessment (ESA)

The ESA measures the degree to which the facility supports teaching and learning considering the exterior and site, academic spaces, support spaces, future-ready spaces, library and media center, security, technology, storage, fixtures, furniture and equipment, environmental quality, and controllability of lighting and HVAC systems.

NOACK SPORTS COMPLEX

- **Complex is in overall good condition and is well suited for baseball, softball, Junior Varsity soccer and football.**
- **Ticket booth and announcer booths can be either very warm or cold. This space needs air conditioning.**
- **Announcer booths are sufficient in size, but interior finishes are worn and dated.**
- **Scoreboard on softball field needs updates.**
- **Complex needs a secure area in the event of an emergency situation such as severe weathers**
- **Parking lot needs a designated bus lane for team loading and a convenient bus parking area.**
- **Vehicular circulation is limited to one entry/exit.**

*The FCA and ESA scores are not a representation of the school's academic performance and does not reflect any construction or improvements performed after the assessment date.
*These are draft scores pending AISD feedback.

AISD Educational Suitability Survey - https://www.surveymonkey.com/r/AISD_Educational_Suitability_Survey

AISD Cuestionario para la Condicion de Instalacion y Conveniencia Educativa - https://www.survekymonkey.com/r/AISD_Educational_Suitability_Espanol

AUSTIN Independent School District

2016 Facility Condition Assessment and Educational Suitability Assessment

NOACK SPORTS COMPLEX

Rev. 11/30/2016

Facility Condition Assessment

The FCA is a process that is used to understand the deficiencies of a facility. It is conducted by a team of architects and engineers of various disciplines. The FCA is performed using existing data, facility staff interviews, facility walk-though assessments, analysis, and cost estimating. The FCA score is equal to 100 minus the Facility Condition Index (FCI). The FCI is equal to the cost to maintain, repair and replace deficiencies of a facility divided by the current replacement value of the facility.

FCA REPORT CARD

Noack Sports Complex	58

Rating Scale:

E Excellent · G Good · A Average · P Poor · F Fail

	BLDG-950A Restrooms & Storage	BLDG-950B Concession/ Restroom Facility	BLDG-950C Press Box (East)	BLDG-950D Press Box (West)	BLDG-950E Ticket Booth	BLDG-950F Press Box (West)	BLDG-950G Press Box (East)
Mechanical / HVAC							
Mechanical / HVAC	G	G	N/A	N/A	G	G	G
Domestic Water Distribution	A	A	N/A	N/A	G	N/A	N/A
Plumbing Fixtures	G	G	N/A	N/A	G	G	G
Elevators & Lifts	N/A	N/A	N/A	N/A	G	G	G
Electrical							
Electrical Distribution	G	G	N/A	N/A	G	G	G
Lighting	G	G	G	G	N/A	N/A	N/A
Communications & Security	G	G	N/A	N/A	N/A	N/A	N/A
Fire Alarm	N/A	N/A	N/A	N/A	N/A	N/A	N/A
Fire Protection / Suppression	N/A	N/A	N/A	N/A	G	N/A	N/A
Exterior Architecture							
Exterior Doors	G	G	G	G	G	G	G
Exterior Walls	G	G	G	G	G	G	G
Exterior Windows	N/A	N/A	N/A	N/A	G	G	G
Exterior Stairs	N/A	N/A	N/A	N/A	N/A	N/A	N/A
Roofing	G	G	G	G	N/A	N/A	N/A
Interior Architecture							
Interior Ceiling Finishes	G	G	G	G	N/A	N/A	N/A
Interior Doors	A	G	N/A	N/A	N/A	N/A	N/A
Interior Floor Finishes	A	G	G	G	N/A	N/A	N/A
Interior Walls	G	G	G	G	N/A	N/A	N/A
Interior Wall Finishes	A	G	G	G	G	N/A	N/A
Interior Stairs	N/A	N/A	N/A	N/A	G	N/A	N/A

Site / Civil	
Roadways	A
Parking Lots	A
Pedestrian Paving (Sidewalks)	A
Site Development	A
Landscaping	G
Play Fields	G

Crawl Space	
Drainage Below Building	N/A
Access / Ventilation	N/A
Foundation	N/A
Exposed Pipes	N/A
Exposed Ductwork	N/A

PERKINS+WILL

AECOM

AUSTIN Independent School District

2016 Facility Condition Assessment and Educational Suitability Assessment

NORMAN ELEMENTARY SCHOOL

NORMAN ELEMENTARY SCHOOL

Facility Site
4001 Tannehill Lane
Austin, TX 78721

Building Area: 58,519 Square Feet
Site: 10 Acres
Date of First Construction: 1969

Assessment Timeline

Facility Condition Interview:	06/07/16
Facility Condition Field Visit:	06/14/16
Educational Suitability Interview:	06/07/16
Educational Suitability Field Visit:	06/07/16

Facility Summary

Norman Elementary School was first established in 1969, and consists of the two permanent campus buildings, the Main School Building (BLDG-150A) and the Separate Classroom Building (BLDG-150B). The Main School Building consists of the 100-wing and the 200-wing, which was built in 1998. The second addition (300-wing) was built in 2008, and is referred to as BLDG-150B in the facility condition assessment.

Facility Condition Assessment (FCA)

The FCA is a process that is used to understand the deficiencies of a facility. It is conducted by a team of architects and engineers of various disciplines. The FCA is performed using existing data, facility staff interviews, facility walk-though assessments, analysis, and cost estimating.

FCA REPORT CARD	
Norman Elementary School	50

*The FCA score is equal to 100 minus the Facility Condition Index (FCI). The FCI is equal to the cost to maintain, repair and replace deficiencies of a facility divided by the current replacement value of the facility.

Educational Suitability Assessment (ESA)

The ESA measures the degree to which the facility supports teaching and learning considering the exterior and site, academic spaces, support spaces, future-ready spaces, library and media center, security, technology, storage, fixtures, furniture and equipment, environmental quality, and controllability of lighting and HVAC systems.

ESA REPORT CARD	
Norman Elementary School	56

*The FCA and ESA scores are not a representation of the school's academic performance and does not reflect any construction or improvements performed after the assessment date. This is a draft score pending AISD feedback.

Links to Online Surveys:

AISD Educational Suitability Survey - https://www.surveymonkey.com/r/AISD_Educational_Suitability_Survey

AISD Cuestionario para la Condicion de Instalacion y Conveniencia Educativa - https://www.survekymonkey.com/r/AISD_Educational_Suitability_Espanol

AUSTIN Independent School District

2016 Facility Condition Assessment and Educational Suitability Assessment

NORMAN ELEMENTARY SCHOOL

Rev. 11/30/2016

Facility Condition Assessment

Rating Scale: E Excellent; G Good; A Average; P Poor; F Fail

	BLDG-150A Main Building	BLDG-150B Separate Classroom Building
Mechanical / HVAC		
Mechanical / HVAC	A	A
Domestic Water Distribution	A	G
Plumbing Fixtures	A	A
Elevators & Lifts	N/A	N/A
Electrical		
Electrical Distribution	A	G
Lighting	A	A
Communications & Security	G	G
Fire Alarm	A	G
Fire Protection / Suppression	A	G
Exterior Architecture		
Exterior Doors	A	A
Exterior Walls	A	G
Exterior Windows	A	G
Exterior Stairs	N/A	N/A
Roofing	A	P
Interior Architecture		
Interior Ceiling Finishes	A	G
Interior Doors	A	A
Interior Floor Finishes	A	G
Interior Walls	A	G
Interior Wall Finishes	A	G
Interior Stairs	N/A	N/A

Site / Civil	
Roadways	A
Parking Lots	A
Pedestrian Paving (Sidewalks)	A
Site Development	A
Landscaping	A
Play Fields	A

Crawl Space (BLDG-150A)	
Drainage Below Building	A
Access / Ventilation	A
Foundation	A
Exposed Pipes	A
Exposed Ductwork	A

Education Suitability Assessment

Rating Scale

- **Excellent** 81-100
- **Good** 66-80
- **Average** 51-65
- **Unsatisfactory** 36-50
- **Very Unsatisfactory** 20-35

Assessment Area	Score
Exterior	51
General Building	80
General Academic & Elective Spaces	40
Future Ready Student Development	58
Library / Media Center	87
Security	49
Technology	50
Storage	67
Furniture, Fixtures & Equipment	60
Environmental Quality (Lighting, Odors, Pests)	60
Controllability of Systems (Lights, Temps, Blinds)	52

PERKINS+WILL

AECOM

AUSTIN Independent School District

2016 Facility Condition Assessment and Educational Suitability Assessment

O. HENRY MIDDLE SCHOOL AUSTIN Independent School District

O.HENRY MIDDLE SCHOOL

Facility Site

2610 West 10th St.
Austin, TX 78703

Building Area: 123,205 Square Feet
Site: 14 Acres
Date of First Construction: 1953

Assessment Timeline

Facility Condition Interview:	06/28/16
Facility Condition Field Visit:	07/11/16
Educational Suitability Interview:	06/28/16
Educational Suitability Field Visit:	06/28/16

Facility Summary

O. Henry Middle School was established in 1953, and consists of one permanent school building. The Main School Building (BLDG-047A) includes the administration offices, classrooms, cafeteria and gymnasiums with multiple courtyards. Various areas of the school were undergoing construction at the time of assessment. These areas included replacing the main gymnasium flooring, replacing the roof and air conditioning units above the 300-wing, renovation of the courtyards, the kitchen, and the administration office. Facility staff reported that the air conditioning units adjacent to the small gymnasium will be repaired this summer.

Facility Condition Assessment (FCA)

The FCA is a process that is used to understand the deficiencies of a facility. It is conducted by a team of architects and engineers of various disciplines. The FCA is performed using existing data, facility staff interviews, facility walk-though assessments, analysis, and cost estimating.

FCA REPORT CARD	
O.Henry Middle School	42

*The FCA score is equal to 100 minus the Facility Condition Index (FCI). The FCI is equal to the cost to maintain, repair and replace deficiencies of a facility divided by the current replacement value of the facility.

Educational Suitability Assessment (ESA)

The ESA measures the degree to which the facility supports teaching and learning considering the exterior and site, academic spaces, support spaces, future-ready spaces, library and media center, security, technology, storage, fixtures, furniture and equipment, environmental quality, and controllability of lighting and HVAC systems.

ESA REPORT CARD	
O.Henry Middle School	63

*The FCA and ESA scores are not a representation of the school's academic performance and does not reflect any construction or improvements performed after the assessment date.
*These are draft scores pending AISD feedback.

Links to Online Surveys:

AISD Educational Suitability Survey - https://www.surveymonkey.com/r/AISD_Educational_Suitability_Survey

AISD Cuestionario para la Condicion de Instalacion y Conveniencia Educativa - https://www.survekymonkey.com/r/AISD_Educational_Suitability_Espanol

AUSTIN Independent School District

2016 Facility Condition Assessment and Educational Suitability Assessment

O. HENRY MIDDLE SCHOOL
AUSTIN Independent School District

Rev. 11/22/2016

Facility Condition Assessment

Rating Scale: E Excellent · G Good · A Average · P Poor · F Fail

	BLDG-047A Main School Building
Mechanical / HVAC	
Mechanical / HVAC	A
Domestic Water Distribution	P
Plumbing Fixtures	P
Elevators & Lifts	N/A
Electrical	
Electrical Distribution	P
Lighting	A
Communications & Security	G
Fire Alarm	G
Fire Protection / Suppression	A
Exterior Architecture	
Exterior Doors	A
Exterior Walls	A
Exterior Windows	A
Exterior Stairs	A
Roofing	P
Interior Architecture	
Interior Ceiling Finishes	A
Interior Doors	G
Interior Floor Finishes	A
Interior Walls	G
Interior Wall Finishes	A
Interior Stairs	G

Site / Civil	
Roadways	A
Parking Lots	A
Pedestrian Paving (Sidewalks)	A
Site Development	G
Landscaping	G
Play Fields	A

Crawl Space (BLDG-047A)	
Drainage Below Building	A
Access / Ventilation	A
Foundation	G
Exposed Pipes	A
Exposed Ductwork	N/A

Education Suitability Assessment

Rating Scale

- **Excellent** 81-100
- **Good** 66-80
- **Average** 51-65
- **Unsatisfactory** 36-50
- **Very Unsatisfactory** 20-35

Assessment Area	Score
Exterior	43
General Building	70
General Academic & Elective Spaces	62
Future Ready Student Development	65
Library / Media Center	73
Security	57
Technology	60
Storage	47
Furniture, Fixtures & Equipment	73
Environmental Quality (Lighting, Odors, Pests)	76
Controllability of Systems (Lights, Temps, Blinds)	60

PERKINS+WILL

AECOM

AUSTIN Independent School District

2016 Facility Condition Assessment and Educational Suitability Assessment

OAK HILL ELEMENTARY SCHOOL

OAK HILL ELEMENTARY SCHOOL

Facility Site
6101 Patton Ranch Road
Austin, TX 78735

Building Area: 75,775 Square Feet
Site: 14 Acres
Date of First Construction: 1974

Assessment Timeline

Facility Condition Interview:	08/01/16
Facility Condition Field Visit:	08/01/16
Educational Suitability Interview:	08/01/16
Educational Suitability Field Visit:	08/01/16

Facility Summary



Oak Hill Elementary School was established in 1974, and consists of the Main School Building (BLDG-148A) which includes the administration offices, classrooms, cafeteria, and gymnasium. The Metal Building Classroom (BLDG-PS017) is a Pre-K classrooms building that includes a cafeteria and a gymnasium but no kitchen. The two buildings are connected by exterior uncovered sidewalks.

Facility Condition Assessment (FCA)

The FCA is a process that is used to understand the deficiencies of a facility. It is conducted by a team of architects and engineers of various disciplines. The FCA is performed using existing data, facility staff interviews, facility walk-though assessments, analysis, and cost estimating.

FCA REPORT CARD	
Oak Hill Elementary School	40

*The FCA score is equal to 100 minus the Facility Condition Index (FCI). The FCI is equal to the cost to maintain, repair and replace deficiencies of a facility divided by the current replacement value of the facility.

Educational Suitability Assessment (ESA)

The ESA measures the degree to which the facility supports teaching and learning considering the exterior and site, academic spaces, support spaces, future-ready spaces, library and media center, security, technology, storage, fixtures, furniture and equipment, environmental quality, and controllability of lighting and HVAC systems.

ESA REPORT CARD	
Oak Hill Elementary School	51

*The FCA and ESA scores are not a representation of the school's academic performance and does not reflect any construction or improvements performed after the assessment date.
*These are draft scores pending AISD feedback.

Links to Online Surveys:

AISD Educational Suitability Survey - https://www.surveymonkey.com/r/AISD_Educational_Suitability_Survey

AISD Cuestionario para la Condicion de Instalacion y Conveniencia Educativa - https://www.survekymonkey.com/r/AISD_Educational_Suitability_Espanol

AUSTIN Independent School District

2016 Facility Condition Assessment and Educational Suitability Assessment

OAK HILL ELEMENTARY SCHOOL

Rev. 11/22/2016

Facility Condition Assessment

Rating Scale: E Excellent · G Good · A Average · P Poor · F Fail

	BLDG-148A Main School Building	BLDG-PS017 Pre-K Classrooms (Metal Building)
Mechanical / HVAC		
Mechanical / HVAC	A	A
Domestic Water Distribution	A	A
Plumbing Fixtures	A	A
Elevators & Lifts	G	N/A
Electrical		
Electrical Distribution	A	G
Lighting	G	G
Communications & Security	G	A
Fire Alarm	G	G
Fire Protection / Suppression	A	A
Exterior Architecture		
Exterior Doors	G	A
Exterior Walls	G	G
Exterior Windows	G	A
Exterior Stairs	G	N/A
Roofing	A	A
Interior Architecture		
Interior Ceiling Finishes	G	G
Interior Doors	A	A
Interior Floor Finishes	G	G
Interior Walls	G	G
Interior Wall Finishes	A	A
Interior Stairs	G	N/A

Site / Civil	
Roadways	P
Parking Lots	P
Pedestrian Paving (Sidewalks)	A
Site Development	A
Landscaping	A
Play Fields	A

Crawl Space (BLDG-148A)	
Drainage Below Building	P
Access / Ventilation	A
Foundation	P
Exposed Pipes	P
Exposed Ductwork	N/A

Education Suitability Assessment

Rating Scale

- **Excellent** 81-100
- **Good** 66-80
- **Average** 51-65
- **Unsatisfactory** 36-50
- **Very Unsatisfactory** 20-35

Assessment Area	Score
Exterior	65
General Building	47
General Academic & Elective Spaces	52
Future Ready Student Development	40
Library / Media Center	58
Security	42
Technology	60
Storage	40
Furniture, Fixtures & Equipment	80
Environmental Quality (Lighting, Odors, Pests)	44
Controllability of Systems (Lights, Temps, Blinds)	52

PERKINS+WILL

AECOM

AUSTIN Independent School District

2016 Facility Condition Assessment and Educational Suitability Assessment

OAK SPRINGS ELEMENTARY SCHOOL

OAK SPRINGS ELEMENTARY SCHOOL

Facility Site
3601 Webberville Road
Austin, TX 78702

Building Area: 47,102 Square Feet
Site: 9 Acres
Date of First Construction: 1958



Assessment Timeline

Facility Condition Interview:	08/11/16
Facility Condition Field Visit:	08/15/16
Educational Suitability Interview:	08/11/16
Educational Suitability Field Visit:	07/14/16

Facility Summary

Oak Springs Elementary School was first established in 1958, and consists of two permanent buildings. These permanent campus buildings are the Main School Building (BLDG-125A), which includes administration offices, classrooms and cafeteria, and the Separate Gymnasium (BLDG-125B) which was added in 1984. The buildings are connected to one another by an exterior covered sidewalk.

Facility Condition Assessment (FCA)

The FCA is a process that is used to understand the deficiencies of a facility. It is conducted by a team of architects and engineers of various disciplines. The FCA is performed using existing data, facility staff interviews, facility walk-though assessments, analysis, and cost estimating.

FCA REPORT CARD	
Oak Springs Elementary School	48

*The FCA score is equal to 100 minus the Facility Condition Index (FCI). The FCI is equal to the cost to maintain, repair and replace deficiencies of a facility divided by the current replacement value of the facility.

Educational Suitability Assessment (ESA)

The ESA measures the degree to which the facility supports teaching and learning considering the exterior and site, academic spaces, support spaces, future-ready spaces, library and media center, security, technology, storage, fixtures, furniture and equipment, environmental quality, and controllability of lighting and HVAC systems.

ESA REPORT CARD	
Oak Springs Elementary School	55

*The FCA and ESA scores are not a representation of the school's academic performance and does not reflect any construction or improvements performed after the assessment date.
*These are draft scores pending AISD feedback.

Links to Online Surveys:

AISD Educational Suitability Survey - https://www.surveymonkey.com/r/AISD_Educational_Suitability_Survey

AISD Cuestionario para la Condicion de Instalacion y Conveniencia Educativa - https://www.survekymonkey.com/r/AISD_Educational_Suitability_Espanol

AUSTIN Independent School District

2016 Facility Condition Assessment and Educational Suitability Assessment

OAK SPRINGS ELEMENTARY SCHOOL

Rev. 11/22/2016

Facility Condition Assessment

Rating Scale: E Excellent; G Good; A Average; P Poor; F Fail

	BLDG-125A Main School Building	BLDG-125B Separate Gymnasium
Mechanical / HVAC		
Mechanical / HVAC	A	A
Domestic Water Distribution	A	A
Plumbing Fixtures	A	A
Elevators & Lifts	N/A	N/A
Electrical		
Electrical Distribution	A	G
Lighting	A	A
Communications & Security	G	G
Fire Alarm	G	G
Fire Protection / Suppression	A	A
Exterior Architecture		
Exterior Doors	A	A
Exterior Walls	A	A
Exterior Windows	G	A
Exterior Stairs	A	N/A
Roofing	A	P
Interior Architecture		
Interior Ceiling Finishes	A	A
Interior Doors	A	P
Interior Floor Finishes	A	A
Interior Walls	A	A
Interior Wall Finishes	A	P
Interior Stairs	A	N/A

Site / Civil	
Roadways	P
Parking Lots	P
Pedestrian Paving (Sidewalks)	A
Site Development	A
Landscaping	A
Play Fields	A

Crawl Space (BLDG-125A)	
Drainage Below Building	P
Access / Ventilation	P
Foundation	A
Exposed Pipes	A
Exposed Ductwork	A

Education Suitability Assessment

Rating Scale

- **Excellent** 81-100
- **Good** 66-80
- **Average** 51-65
- **Unsatisfactory** 36-50
- **Very Unsatisfactory** 20-35

Assessment Area	Score
Exterior	52
General Building	53
General Academic & Elective Spaces	55
Future Ready Student Development	58
Library / Media Center	58
Security	49
Technology	50
Storage	40
Furniture, Fixtures & Equipment	62
Environmental Quality (Lighting, Odors, Pests)	64
Controllability of Systems (Lights, Temps, Blinds)	52

PERKINS+WILL

AECOM

2016 Facility Condition Assessment and Educational Suitability Assessment

AUSTIN Independent School District

ODOM ELEMENTARY SCHOOL
AUSTIN Independent School District

ODOM ELEMENTARY SCHOOL

Facility Site

1010 Turtle Creek Blvd.
Austin, TX 78745

Building Area: 61,009 Square Feet
Site: 9 Acres
Date of First Construction: 1970

Assessment Timeline

Facility Condition Interview:	07/21/16
Facility Condition Field Visit:	07/25/16
Educational Suitability Interview:	07/21/16
Educational Suitability Field Visit:	07/21/16

Facility Summary

Odom Elementary School was first established in 1970, and consists of one permanent campus building, the Main School Building (BLDG-156A).

Facility Condition Assessment (FCA)

The FCA is a process that is used to understand the deficiencies of a facility. It is conducted by a team of architects and engineers of various disciplines. The FCA is performed using existing data, facility staff interviews, facility walk-though assessments, analysis, and cost estimating.

FCA REPORT CARD	
Odom Elementary School	34

*The FCA score is equal to 100 minus the Facility Condition Index (FCI). The FCI is equal to the cost to maintain, repair and replace deficiencies of a facility divided by the current replacement value of the facility.

Educational Suitability Assessment (ESA)

The ESA measures the degree to which the facility supports teaching and learning considering the exterior and site, academic spaces, support spaces, future-ready spaces, library and media center, security, technology, storage, fixtures, furniture and equipment, environmental quality, and controllability of lighting and HVAC systems.

ESA REPORT CARD	
Odom Elementary School	61

*The FCA and ESA scores are not a representation of the school's academic performance and does not reflect any construction or improvements performed after the assessment date.
*These are draft scores pending AISD feedback.

Links to Online Surveys:

AISD Educational Suitability Survey - https://www.surveymonkey.com/r/AISD_Educational_Suitability_Survey

AISD Cuestionario para la Condicion de Instalacion y Conveniencia Educativa - https://www.survekymonkey.com/r/AISD_Educational_Suitability_Espanol

AUSTIN Independent School District

2016 Facility Condition Assessment and Educational Suitability Assessment

ODOM ELEMENTARY SCHOOL
AUSTIN Independent School District

Rev. 11/30/2016

Facility Condition Assessment

Rating Scale: E Excellent · G Good · A Average · P Poor · F Fail

	BLDG-156A Main School Building
Mechanical / HVAC	
Mechanical / HVAC	A
Domestic Water Distribution	P
Plumbing Fixtures	A
Elevators & Lifts	N/A
Electrical	
Electrical Distribution	P
Lighting	P
Communications & Security	A
Fire Alarm	G
Fire Protection / Suppression	A
Exterior Architecture	
Exterior Doors	A
Exterior Walls	G
Exterior Windows	A
Exterior Stairs	G
Roofing	P
Interior Architecture	
Interior Ceiling Finishes	A
Interior Doors	A
Interior Floor Finishes	A
Interior Walls	G
Interior Wall Finishes	A
Interior Stairs	N/A

Site / Civil	
Roadways	P
Parking Lots	P
Pedestrian Paving (Sidewalks)	A
Site Development	A
Landscaping	A
Play Fields	A

Crawl Space (BLDG-156A)	
Drainage Below Building	A
Access / Ventilation	A
Foundation	P
Exposed Pipes	P
Exposed Ductwork	A

Education Suitability Assessment

Rating Scale

- **Excellent** 81-100
- **Good** 66-80
- **Average** 51-65
- **Unsatisfactory** 36-50
- **Very Unsatisfactory** 20-35

Assessment Area	Score
Exterior	48
General Building	47
General Academic & Elective Spaces	60
Future Ready Student Development	60
Library / Media Center	73
Security	51
Technology	50
Storage	67
Furniture, Fixtures & Equipment	85
Environmental Quality (Lighting, Odors, Pests)	68
Controllability of Systems (Lights, Temps, Blinds)	36

PERKINS+WILL

AECOM

2016 Facility Condition Assessment and Educational Suitability Assessment

AUSTIN Independent School District

ORTEGA ELEMENTARY SCHOOL
AUSTIN Independent School District

ORTEGA ELEMENTARY SCHOOL

Facility Site
1135 Garland Ave.
Austin, TX 78721

Building Area: 47,301 Square Feet
Site: 7 Acres
Date of First Construction: 1959

Assessment Timeline

Facility Condition Interview:	06/22/16
Facility Condition Field Visit:	06/27/16
Educational Suitability Interview:	06/22/16
Educational Suitability Field Visit:	06/22/16

Facility Summary

Ortega Elementary School was first established in 1959, and consists of the primary school along with three additional campus buildings. These permanent campus buildings include the Main School Building (BLDG-126A), the Separate Classroom Building (BLDG-126B), the Cafeteria Building (BLDG-126C) and the AISD 'Family Services House' (BLDG-PS037) known as "The Ortega House". The school buildings are connected to one another by exterior-covered concrete sidewalks.

Facility Condition Assessment (FCA)

The FCA is a process that is used to understand the deficiencies of a facility. It is conducted by a team of architects and engineers of various disciplines. The FCA is performed using existing data, facility staff interviews, facility walk-though assessments, analysis, and cost estimating.

FCA REPORT CARD	
Ortega Elementary School	50

*The FCA score is equal to 100 minus the Facility Condition Index (FCI). The FCI is equal to the cost to maintain, repair and replace deficiencies of a facility divided by the current replacement value of the facility.

Educational Suitability Assessment (ESA)

The ESA measures the degree to which the facility supports teaching and learning considering the exterior and site, academic spaces, support spaces, future-ready spaces, library and media center, security, technology, storage, fixtures, furniture and equipment, environmental quality, and controllability of lighting and HVAC systems.

ESA REPORT CARD	
Ortega Elementary School	72

*The FCA and ESA scores are not a representation of the school's academic performance and does not reflect any construction or improvements performed after the assessment date.
*These are draft scores pending AISD feedback.

Links to Online Surveys:

AISD Educational Suitability Survey - https://www.surveymonkey.com/r/AISD_Educational_Suitability_Survey

AISD Cuestionario para la Condicion de Instalacion y Conveniencia Educativa - https://www.survekymonkey.com/r/AISD_Educational_Suitability_Espanol

2016 Facility Condition Assessment and Educational Suitability Assessment

AUSTIN Independent School District

ORTEGA ELEMENTARY SCHOOL
AUSTIN Independent School District

Rev. 11/30/2016

Facility Condition Assessment

Rating Scale: E Excellent, G Good, A Average, P Poor, F Fail

	BLDG-126A Main School Building	BLDG-126B Classroom Building	BLDG-126C Separate Cafeteria	BLDG-PS037 The Ortega House
Mechanical / HVAC				
Mechanical / HVAC	P	P	A	P
Domestic Water Distribution	A	N/A	G	A
Plumbing Fixtures	A	A	A	A
Elevators & Lifts	N/A	N/A	G	N/A
Electrical				
Electrical Distribution	A	P	A	P
Lighting	P	P	P	P
Communications & Security	A	A	A	A
Fire Alarm	G	G	G	N/A
Fire Protection / Suppression	N/A	N/A	N/A	N/A
Exterior Architecture				
Exterior Doors	G	A	G	G
Exterior Walls	G	A	G	G
Exterior Windows	G	G	G	G
Exterior Stairs	N/A	N/A	N/A	A
Roofing	P	P	P	A
Interior Architecture				
Interior Ceiling Finishes	G	G	G	A
Interior Doors	G	G	A	G
Interior Floor Finishes	G	G	G	A
Interior Walls	G	G	G	G
Interior Wall Finishes	G	G	G	G
Interior Stairs	N/A	G	N/A	N/A

Site / Civil	
Roadways	A
Parking Lots	P
Pedestrian Paving (Sidewalks)	A
Site Development	A
Landscaping	A
Play Fields	A

Crawl Space	
Drainage Below Building	N/A
Access / Ventilation	N/A
Foundation	N/A
Exposed Pipes	N/A
Exposed Ductwork	N/A

Education Suitability Assessment

Rating Scale

- **Excellent** 81-100
- **Good** 66-80
- **Average** 51-65
- **Unsatisfactory** 36-50
- **Very Unsatisfactory** 20-35

Assessment Area	Score
Exterior	80
General Building	70
General Academic & Elective Spaces	66
Future Ready Student Development	75
Library / Media Center	62
Security	72
Technology	70
Storage	73
Furniture, Fixtures & Equipment	93
Environmental Quality (Lighting, Odors, Pests)	84
Controllability of Systems (Lights, Temps, Blinds)	60

PERKINS+WILL

AECOM

AUSTIN Independent School District

2016 Facility Condition Assessment and Educational Suitability Assessment

OVERTON ELEMENTARY SCHOOL

OVERTON ELEMENTARY SCHOOL

Facility Site
7201 Colony Loop Drive
Austin, TX 78724

Building Area: 83,405 Square Feet
Site: 70 Acres
Date of First Construction: 2007

Assessment Timeline

Facility Condition Interview:	06/09/16
Facility Condition Field Visit:	06/09/16
Educational Suitability Interview:	06/09/16
Educational Suitability Field Visit:	06/09/16

Facility Summary

Overton Elementary School was first established in 2007, and consists of one permanent Main School Building (BLDG-189A) with two wings. The two-story building is connected by an enclosed walkway to the Turner Roberts Recreation Center. The facility houses grades K through 5 and includes classrooms, administration offices, computer lab, music room, and a cafeteria that doubles as a gymnasium and auditorium.

Facility Condition Assessment (FCA)

The FCA is a process that is used to understand the deficiencies of a facility. It is conducted by a team of architects and engineers of various disciplines. The FCA is performed using existing data, facility staff interviews, facility walk-though assessments, analysis, and cost estimating.

FCA REPORT CARD	
Overton Elementary School	70

*The FCA score is equal to 100 minus the Facility Condition Index (FCI). The FCI is equal to the cost to maintain, repair and replace deficiencies of a facility divided by the current replacement value of the facility.

Educational Suitability Assessment (ESA)

The ESA measures the degree to which the facility supports teaching and learning considering the exterior and site, academic spaces, support spaces, future-ready spaces, library and media center, security, technology, storage, fixtures, furniture and equipment, environmental quality, and controllability of lighting and HVAC systems.

ESA REPORT CARD	
Overton Elementary School	90

*The FCA and ESA scores are not a representation of the school's academic performance and does not reflect any construction or improvements performed after the assessment date. This is a draft score pending AISD feedback.

Links to Online Surveys:

AISD Educational Suitability Survey - https://www.surveymonkey.com/r/AISD_Educational_Suitability_Survey

AISD Cuestionario para la Condicion de Instalacion y Conveniencia Educativa - https://www.survekymonkey.com/r/AISD_Educational_Suitability_Espanol

AUSTIN Independent School District

2016 Facility Condition Assessment and Educational Suitability Assessment

OVERTON ELEMENTARY SCHOOL

Rev. 11/28/2016

Facility Condition Assessment

Rating Scale: E Excellent; G Good; A Average; P Poor; F Fail

	BLDG-189A Main School Building
Mechanical / HVAC	
Mechanical / HVAC	A
Domestic Water Distribution	A
Plumbing Fixtures	G
Elevators & Lifts	G
Electrical	
Electrical Distribution	A
Lighting	G
Communications & Security	A
Fire Alarm	G
Fire Protection / Suppression	A
Exterior Architecture	
Exterior Doors	A
Exterior Walls	G
Exterior Windows	P
Exterior Stairs	N/A
Roofing	G
Interior Architecture	
Interior Ceiling Finishes	P
Interior Doors	A
Interior Floor Finishes	A
Interior Walls	A
Interior Wall Finishes	A
Interior Stairs	G

Site / Civil	
Roadways	A
Parking Lots	A
Pedestrian Paving (Sidewalks)	A
Site Development	F
Landscaping	A
Play Fields	A

Crawl Space	
Drainage Below Building	N/A
Access / Ventilation	N/A
Foundation	N/A
Exposed Pipes	N/A
Exposed Ductwork	N/A

Education Suitability Assessment

Rating Scale

- **Excellent** 81-100
- **Good** 66-80
- **Average** 51-65
- **Unsatisfactory** 36-50
- **Very Unsatisfactory** 20-35

Assessment Area	Score
Exterior	65
General Building	70
General Academic & Elective Spaces	89
Future Ready Student Development	98
Library / Media Center	100
Security	88
Technology	100
Storage	93
Furniture, Fixtures & Equipment	100
Environmental Quality (Lighting, Odors, Pests)	88
Controllability of Systems (Lights, Temps, Blinds)	84

PERKINS+WILL

AECOM

2016 Facility Condition Assessment and Educational Suitability Assessment

AUSTIN Independent School District

PADRON ELEMENTARY SCHOOL
AUSTIN Independent School District

PADRON ELEMENTARY SCHOOL

Facility Site

2011 West Rundberg Ln.
Austin, TX 78758

Building Area: 157,825 Square Feet
Site: 8 Acres
Date of First Construction: 2014

Assessment Timeline

Facility Condition Interview:	07/25/16
Facility Condition Field Visit:	07/25/16
Educational Suitability Interview:	07/25/16
Educational Suitability Field Visit:	07/25/16

Facility Summary

Padron Elementary School was established in 2014, and consists of one permanent building, the Main School Building (BLDG-188A).

Facility Condition Assessment (FCA)

The FCA is a process that is used to understand the deficiencies of a facility. It is conducted by a team of architects and engineers of various disciplines. The FCA is performed using existing data, facility staff interviews, facility walk-though assessments, analysis, and cost estimating.

FCA REPORT CARD	
Padron Elementary School	97

*The FCA score is equal to 100 minus the Facility Condition Index (FCI). The FCI is equal to the cost to maintain, repair and replace deficiencies of a facility divided by the current replacement value of the facility.

Educational Suitability Assessment (ESA)

The ESA measures the degree to which the facility supports teaching and learning considering the exterior and site, academic spaces, support spaces, future-ready spaces, library and media center, security, technology, storage, fixtures, furniture and equipment, environmental quality, and controllability of lighting and HVAC systems.

ESA REPORT CARD	
Padron Elementary School	95

*The FCA and ESA scores are not a representation of the school's academic performance and does not reflect any construction or improvements performed after the assessment date.
*These are draft scores pending AISD feedback.

Links to Online Surveys:

AISD Educational Suitability Survey - https://www.surveymonkey.com/r/AISD_Educational_Suitability_Survey

AISD Cuestionario para la Condicion de Instalacion y Conveniencia Educativa - https://www.survekymonkey.com/r/AISD_Educational_Suitability_Espanol

2016 Facility Condition Assessment and Educational Suitability Assessment

AUSTIN Independent School District

PADRON ELEMENTARY SCHOOL
AUSTIN Independent School District

Rev. 11/22/2016

Facility Condition Assessment

Rating Scale: E Excellent · G Good · A Average · P Poor · F Fail

	BLDG-188A Main School Building
Mechanical / HVAC	
Mechanical / HVAC	E
Domestic Water Distribution	E
Plumbing Fixtures	E
Elevators & Lifts	E
Electrical	
Electrical Distribution	E
Lighting	E
Communications & Security	E
Fire Alarm	E
Fire Protection / Suppression	E
Exterior Architecture	
Exterior Doors	A
Exterior Walls	E
Exterior Windows	E
Exterior Stairs	N/A
Roofing	G
Interior Architecture	
Interior Ceiling Finishes	G
Interior Doors	E
Interior Floor Finishes	E
Interior Walls	G
Interior Wall Finishes	E
Interior Stairs	E

Site / Civil	
Roadways	A
Parking Lots	G
Pedestrian Paving (Sidewalks)	G
Site Development	G
Landscaping	G
Play Fields	G

Crawl Space	
Drainage Below Building	N/A
Access / Ventilation	N/A
Foundation	N/A
Exposed Pipes	N/A
Exposed Ductwork	N/A

Education Suitability Assessment

Rating Scale

- **Excellent** 81-100
- **Good** 66-80
- **Average** 51-65
- **Unsatisfactory** 36-50
- **Very Unsatisfactory** 20-35

Assessment Area	Score
Exterior	88
General Building	90
General Academic & Elective Spaces	98
Future Ready Student Development	98
Library / Media Center	100
Security	100
Technology	100
Storage	100
Furniture, Fixtures & Equipment	100
Environmental Quality (Lighting, Odors, Pests)	80
Controllability of Systems (Lights, Temps, Blinds)	92

PERKINS+WILL

AECOM

AUSTIN Independent School District

2016 Facility Condition Assessment and Educational Suitability Assessment

PALM ELEMENTARY SCHOOL

PALM ELEMENTARY SCHOOL

Facility Site
7601 Dixie Drive
Austin, TX 78744

Building Area: 79,082 Square Feet
Site: 13 Acres
Date of First Construction: 1987

Assessment Timeline

Facility Condition Interview:	08/04/16
Facility Condition Field Visit:	08/08/16
Educational Suitability Interview:	08/08/16
Educational Suitability Field Visit:	08/08/16

Facility Summary

Palm Elementary School was first established in 1987, and consists of the primary school along with one additional campus building. These permanent campus buildings include the Main School Building (BLDG-171A) and the Separate Classroom Building (BLDG-171B) which was constructed in 2006. The buildings are connected to one another by an exterior covered concrete sidewalk.

Facility Condition Assessment (FCA)

The FCA is a process that is used to understand the deficiencies of a facility. It is conducted by a team of architects and engineers of various disciplines. The FCA is performed using existing data, facility staff interviews, facility walk-though assessments, analysis, and cost estimating.

FCA REPORT CARD	
Palm Elementary School	42

*The FCA score is equal to 100 minus the Facility Condition Index (FCI). The FCI is equal to the cost to maintain, repair and replace deficiencies of a facility divided by the current replacement value of the facility.

Educational Suitability Assessment (ESA)

The ESA measures the degree to which the facility supports teaching and learning considering the exterior and site, academic spaces, support spaces, future-ready spaces, library and media center, security, technology, storage, fixtures, furniture and equipment, environmental quality, and controllability of lighting and HVAC systems.

ESA REPORT CARD	
Palm Elementary School	65

*The FCA and ESA scores are not a representation of the school's academic performance and does not reflect any construction or improvements performed after the assessment date.
*These are draft scores pending AISD feedback.

Links to Online Surveys:

AISD Educational Suitability Survey - https://www.surveymonkey.com/r/AISD_Educational_Suitability_Survey

AISD Cuestionario para la Condicion de Instalacion y Conveniencia Educativa - https://www.survekymonkey.com/r/AISD_Educational_Suitability_Espanol

AUSTIN Independent School District

2016 Facility Condition Assessment and Educational Suitability Assessment

PALM ELEMENTARY SCHOOL

Rev. 12/19/2016

Facility Condition Assessment

Rating Scale: E Excellent · G Good · A Average · P Poor · F Fail

	BLDG-171A Main School Building	BLDG-171B Separate Classroom Budiling
Mechanical / HVAC		
Mechanical / HVAC	P	G
Domestic Water Distribution	P	P
Plumbing Fixtures	P	G
Elevators & Lifts	N/A	N/A
Electrical		
Electrical Distribution	P	G
Lighting	P	G
Communications & Security	A	G
Fire Alarm	A	G
Fire Protection / Suppression	A	G
Exterior Architecture		
Exterior Doors	A	G
Exterior Walls	P	G
Exterior Windows	A	G
Exterior Stairs	A	N/A
Roofing	P	G
Interior Architecture		
Interior Ceiling Finishes	A	G
Interior Doors	G	G
Interior Floor Finishes	A	G
Interior Walls	A	G
Interior Wall Finishes	G	G
Interior Stairs	G	N/A

Site / Civil	
Roadways	A
Parking Lots	A
Pedestrian Paving (Sidewalks)	A
Site Development	P
Landscaping	A
Play Fields	A

Crawl Space	
Drainage Below Building	TBD
Access / Ventilation	TBD
Foundation	TBD
Exposed Pipes	TBD
Exposed Ductwork	TBD

Education Suitability Assessment

Rating Scale

- **Excellent** 81-100
- **Good** 66-80
- **Average** 51-65
- **Unsatisfactory** 36-50
- **Very Unsatisfactory** 20-35

Assessment Area	Score
Exterior	66
General Building	77
General Academic & Elective Spaces	75
Future Ready Student Development	78
Library / Media Center	58
Security	51
Technology	40
Storage	47
Furniture, Fixtures & Equipment	42
Environmental Quality (Lighting, Odors, Pests)	72
Controllability of Systems (Lights, Temps, Blinds)	60

PERKINS+WILL

AECOM

2016 Facility Condition Assessment and Educational Suitability Assessment

AUSTIN Independent School District

PAREDES MIDDLE SCHOOL
AUSTIN Independent School District

PAREDES MIDDLE SCHOOL

Facility Site

10100 S. Mary Moore Searight Dr.
Austin, TX 78748

Building Area: 149,205 Square Feet
Site: 78 Acres
Date of First Construction: 2000

Assessment Timeline

Facility Condition Interview:	07/20/16
Facility Condition Field Visit:	07/20/16
Educational Suitability Interview:	07/20/16
Educational Suitability Field Visit:	07/20/16

Facility Summary



Paredes Middle School was established in 2000, and consists of the primary school along with five additional campus buildings. These permanent campus buildings include the Main School Building (BLDG-061A) which has classrooms and the library; the Administration Building (BLDG-061B) which has the administration offices; the Health Services, Life Skills School Building (BLDG-061C); the Separate Cafeteria (BLDG-061D); the Band Choir Building (BLDG-061E); and the Separate Gymnasium (BLDG-061F). These facilities are connected by covered concrete walkways.

Educational Suitability Assessment (ESA)

The ESA measures the degree to which the facility supports teaching and learning considering the exterior and site, academic spaces, support spaces, future-ready spaces, library and media center, security, technology, storage, fixtures, furniture and equipment, environmental quality, and controllability of lighting and HVAC systems.

ESA REPORT CARD

Paredes Middle School	80

Rating Scale

- Excellent 81-100
- Good 66-80
- Average 51-65
- Unsatisfactory 36-50
- Very Unsatisfactory 20-35

Assessment Area	Score
Exterior	80
General Building	100
General Academic & Elective Spaces	83
Future Ready Student Development	80
Library / Media Center	96
Security	63
Technology	80
Storage	53
Furniture, Fixtures & Equipment	93
Environmental Quality (Lighting, Odors, Pests)	72
Controllability of Systems (Lights, Temps, Blinds)	68

*The FCA and ESA scores are not a representation of the school's academic performance and does not reflect any construction or improvements performed after the assessment date.
*These are draft scores pending AISD feedback.

AISD Educational Suitability Survey - https://www.surveymonkey.com/r/AISD_Educational_Suitability_Survey

AISD Cuestionario para la Condicion de Instalacion y Conveniencia Educativa - https://www.survekymonkey.com/r/AISD_Educational_Suitability_Espanol

2016 Facility Condition Assessment and Educational Suitability Assessment

AUSTIN Independent School District

PAREDES MIDDLE SCHOOL
AUSTIN Independent School District

Rev. 11/22/2016

Facility Condition Assessment

The FCA is a process that is used to understand the deficiencies of a facility. It is conducted by a team of architects and engineers of various disciplines. The FCA is performed using existing data, facility staff interviews, facility walk-though assessments, analysis, and cost estimating. The FCA score is equal to 100 minus the Facility Condition Index (FCI). The FCI is equal to the cost to maintain, repair and replace deficiencies of a facility divided by the current replacement value of the facility.

FCA REPORT CARD

Paredes Middle School	65

Rating Scale:

E Excellent · G Good · A Average · P Poor · F Fail

	BLDG-061A Classroom & Library Bldg.	BLDG-061B Administrative Bldg.	BLDG-061C Health Svcs. & Life Skills	BLDG-061D Cafeteria	BLDG-061E Band Hall	BLDG-061F Gymnasium
Mechanical / HVAC						
Mechanical / HVAC	A	A	A	A	A	A
Domestic Water Distribution	G	A	G	A	G	G
Plumbing Fixtures	A	A	G	A	G	G
Elevators & Lifts	A	N/A	N/A	N/A	G	A
Electrical						
Electrical Distribution	G	G	G	G	G	A
Lighting	A	A	A	A	G	A
Communications & Security	P	A	A	A	G	A
Fire Alarm	A	G	G	A	N/A	A
Fire Protection / Suppression	G	G	G	G	N/A	N/A
Exterior Architecture						
Exterior Doors	A	G	G	G	A	A
Exterior Walls	A	A	A	A	A	A
Exterior Windows	A	A	G	G	A	A
Exterior Stairs	G	G	N/A	G	N/A	N/A
Roofing	A	A	A	A	A	A
Interior Architecture						
Interior Ceiling Finishes	G	G	G	A	A	A
Interior Doors	A	G	G	G	A	A
Interior Floor Finishes	A	A	A	A	A	A
Interior Walls	A	A	G	A	G	G
Interior Wall Finishes	A	A	G	A	G	G
Interior Stairs	G	N/A	N/A	N/A	G	A

Site / Civil	
Roadways	G
Parking Lots	G
Pedestrian Paving (Sidewalks)	G
Site Development	G
Landscaping	P
Play Fields	P

Crawl Space	
Drainage Below Building	N/A
Access / Ventilation	N/A
Foundation	N/A
Exposed Pipes	N/A
Exposed Ductwork	N/A

PERKINS+WILL

AECOM

AUSTIN Independent School District

2016 Facility Condition Assessment and Educational Suitability Assessment

PATTON ELEMENTARY SCHOOL

PATTON ELEMENTARY SCHOOL

Facility Site
6001 Westcreek Drive
Austin, TX 78749

Building Area: 76,439 Square Feet
Site: 24 Acres
Date of First Construction: 1986

Assessment Timeline

Facility Condition Interview:	07/26/16
Facility Condition Field Visit:	07/25/16
Educational Suitability Interview:	07/26/16
Educational Suitability Field Visit:	07/26/16

Facility Summary



Patton Elementary School was built in 1986. It consists of one permanent campus building, the Main School Building (BLDG-143A), which contains the administration offices, classrooms, cafeteria, library, and gymnasium.

Facility Condition Assessment (FCA)

The FCA is a process that is used to understand the deficiencies of a facility. It is conducted by a team of architects and engineers of various disciplines. The FCA is performed using existing data, facility staff interviews, facility walk-though assessments, analysis, and cost estimating.

FCA REPORT CARD	
Patton Elementary School	52

*The FCA score is equal to 100 minus the Facility Condition Index (FCI). The FCI is equal to the cost to maintain, repair and replace deficiencies of a facility divided by the current replacement value of the facility.

Educational Suitability Assessment (ESA)

The ESA measures the degree to which the facility supports teaching and learning considering the exterior and site, academic spaces, support spaces, future-ready spaces, library and media center, security, technology, storage, fixtures, furniture and equipment, environmental quality, and controllability of lighting and HVAC systems.

ESA REPORT CARD	
Patton Elementary School	63

*The FCA and ESA scores are not a representation of the school's academic performance and does not reflect any construction or improvements performed after the assessment date.
*These are draft scores pending AISD feedback.

Links to Online Surveys:

AISD Educational Suitability Survey - https://www.surveymonkey.com/r/AISD_Educational_Suitability_Survey

AISD Cuestionario para la Condicion de Instalacion y Conveniencia Educativa - https://www.survekymonkey.com/r/AISD_Educational_Suitability_Espanol

AUSTIN Independent School District

2016 Facility Condition Assessment and Educational Suitability Assessment

PATTON ELEMENTARY SCHOOL

Rev. 11/22/2016

Facility Condition Assessment

Rating Scale: E Excellent; G Good; A Average; P Poor; F Fail

	BLDG-143A Main School Building
Mechanical / HVAC	
Mechanical / HVAC	A
Domestic Water Distribution	G
Plumbing Fixtures	G
Elevators & Lifts	N/A
Electrical	
Electrical Distribution	A
Lighting	G
Communications & Security	G
Fire Alarm	G
Fire Protection / Suppression	A
Exterior Architecture	
Exterior Doors	G
Exterior Walls	G
Exterior Windows	G
Exterior Stairs	N/A
Roofing	G
Interior Architecture	
Interior Ceiling Finishes	G
Interior Doors	G
Interior Floor Finishes	G
Interior Walls	G
Interior Wall Finishes	G
Interior Stairs	N/A

Site / Civil	
Roadways	P
Parking Lots	P
Pedestrian Paving (Sidewalks)	A
Site Development	A
Landscaping	A
Play Fields	P

Crawl Space	
Drainage Below Building	N/A
Access / Ventilation	N/A
Foundation	N/A
Exposed Pipes	N/A
Exposed Ductwork	N/A

Education Suitability Assessment

Rating Scale

- **Excellent** 81-100
- **Good** 66-80
- **Average** 51-65
- **Unsatisfactory** 36-50
- **Very Unsatisfactory** 20-35

Assessment Area	Score
Exterior	62
General Building	73
General Academic & Elective Spaces	62
Future Ready Student Development	73
Library / Media Center	76
Security	69
Technology	40
Storage	47
Furniture, Fixtures & Equipment	47
Environmental Quality (Lighting, Odors, Pests)	68
Controllability of Systems (Lights, Temps, Blinds)	52

PERKINS+WILL

AECOM

AUSTIN Independent School District

2016 Facility Condition Assessment and Educational Suitability Assessment

PEASE ELEMENTARY SCHOOL

PEASE ELEMENTARY SCHOOL

Facility Site
1106 Rio Grande
Austin, TX 78701

Building Area: 35,704 Square Feet
Site: 3 Acres
Date of First Construction: 1876

Assessment Timeline

Facility Condition Interview:	08/09/16
Facility Condition Field Visit:	08/08/16
Educational Suitability Interview:	08/09/16
Educational Suitability Field Visit:	08/09/16



Facility Summary



Pease Elementary School is one of the earliest built schools in Austin with the Main School Building (BLDG-128A) being built in 1876. A freezer addition was added in the following years, and in 1998 the Gymnasium (BLDG-128B) was constructed. The Main Building has three floors the lowest of which has a portion of the building on the east side partially below grade. The Gymnasium is limited to one story of occupancy but is approximately two stories tall. The buildings are connected via a covered walk way. On the day of the assessment there was construction taking place in both buildings. This appeared to be limited to mechanical systems.

Facility Condition Assessment (FCA)

The FCA is a process that is used to understand the deficiencies of a facility. It is conducted by a team of architects and engineers of various disciplines. The FCA is performed using existing data, facility staff interviews, facility walk-though assessments, analysis, and cost estimating.

FCA REPORT CARD	
Pease Elementary School	43

*The FCA score is equal to 100 minus the Facility Condition Index (FCI). The FCI is equal to the cost to maintain, repair and replace deficiencies of a facility divided by the current replacement value of the facility.

Educational Suitability Assessment (ESA)

The ESA measures the degree to which the facility supports teaching and learning considering the exterior and site, academic spaces, support spaces, future-ready spaces, library and media center, security, technology, storage, fixtures, furniture and equipment, environmental quality, and controllability of lighting and HVAC systems.

ESA REPORT CARD	
Pease Elementary School	47

*The FCA and ESA scores are not a representation of the school's academic performance and does not reflect any construction or improvements performed after the assessment date.
*These are draft scores pending AISD feedback.

Links to Online Surveys:

AISD Educational Suitability Survey - https://www.surveymonkey.com/r/AISD_Educational_Suitability_Survey

AISD Cuestionario para la Condicion de Instalacion y Conveniencia Educativa - https://www.survekymonkey.com/r/AISD_Educational_Suitability_Espanol

AUSTIN Independent School District

2016 Facility Condition Assessment and Educational Suitability Assessment

PEASE ELEMENTARY SCHOOL

Rev. 11/22/2016

Facility Condition Assessment

Rating Scale: E Excellent · G Good · A Average · P Poor · F Fail

	BLDG-128A Main School Building	BLDG-128B Separate Gymnasium
Mechanical / HVAC		
Mechanical / HVAC	A	E
Domestic Water Distribution	A	G
Plumbing Fixtures	A	G
Elevators & Lifts	G	N/A
Electrical		
Electrical Distribution	P	G
Lighting	G	G
Communications & Security	G	G
Fire Alarm	G	G
Fire Protection / Suppression	G	G
Exterior Architecture		
Exterior Doors	A	A
Exterior Walls	A	G
Exterior Windows	A	G
Exterior Stairs	A	G
Roofing	G	G
Interior Architecture		
Interior Ceiling Finishes	A	A
Interior Doors	A	G
Interior Floor Finishes	A	A
Interior Walls	A	G
Interior Wall Finishes	P	G
Interior Stairs	A	N/A

Site / Civil	
Roadways	P
Parking Lots	P
Pedestrian Paving (Sidewalks)	A
Site Development	A
Landscaping	G
Play Fields	G

Crawl Space	
Drainage Below Building	N/A
Access / Ventilation	N/A
Foundation	N/A
Exposed Pipes	N/A
Exposed Ductwork	N/A

Education Suitability Assessment

Rating Scale

- **Excellent** 81-100
- **Good** 66-80
- **Average** 51-65
- **Unsatisfactory** 36-50
- **Very Unsatisfactory** 20-35

Assessment Area	Score
Exterior	46
General Building	43
General Academic & Elective Spaces	34
Future Ready Student Development	40
Library / Media Center	64
Security	45
Technology	50
Storage	33
Furniture, Fixtures & Equipment	95
Environmental Quality (Lighting, Odors, Pests)	56
Controllability of Systems (Lights, Temps, Blinds)	60

PERKINS+WILL

AECOM

AUSTIN Independent School District

2016 Facility Condition Assessment and Educational Suitability Assessment

PECAN SPRINGS ELEMENTARY SCHOOL
AUSTIN Independent School District

PECAN SPRINGS ELEMENTARY SCHOOL

Facility Site

3100 Rogge Lane
Austin, TX 78723

Building Area: 56,992 Square Feet
Site: 8 Acres
Date of First Construction: 1957

Assessment Timeline

Facility Condition Interview:	06/21/16
Educational Suitability Interview:	06/21/16
Facility Condition Field Visit:	06/27/16
Educational Suitability Field Visit:	06/21/16

Facility Summary

Pecan Springs Elementary School was first established in 1957, and consists of two permanent buildings, the Main School Building (BLDG-129A) and a Separate Classroom Building with Library (BLDG-129B) which was constructed in 1990. The Main School Building includes the administration offices, classrooms, cafeteria and gymnasium. The buildings are connected to one another by an exterior covered walkway.

Facility Condition Assessment (FCA)

The FCA is a process that is used to understand the deficiencies of a facility. It is conducted by a team of architects and engineers of various disciplines. The FCA is performed using existing data, facility staff interviews, facility walk-though assessments, analysis, and cost estimating.

FCA REPORT CARD	
Pecan Springs Elementary School	36

*The FCA score is equal to 100 minus the Facility Condition Index (FCI). The FCI is equal to the cost to maintain, repair and replace deficiencies of a facility divided by the current replacement value of the facility.

Educational Suitability Assessment (ESA)

The ESA measures the degree to which the facility supports teaching and learning considering the exterior and site, academic spaces, support spaces, future-ready spaces, library and media center, security, technology, storage, fixtures, furniture and equipment, environmental quality, and controllability of lighting and HVAC systems.

ESA REPORT CARD	
Pecan Springs Elementary School	57

*The FCA and ESA scores are not a representation of the school's academic performance and does not reflect any construction or improvements performed after the assessment date. This is a draft score pending AISD feedback.

Links to Online Surveys:

AISD Educational Suitability Survey - https://www.surveymonkey.com/r/AISD_Educational_Suitability_Survey

AISD Cuestionario para la Condicion de Instalacion y Conveniencia Educativa - https://www.survekymonkey.com/r/AISD_Educational_Suitability_Espanol

PERKINS+WILL

Rev. 11/22/2016

AECOM

AUSTIN Independent School District

2016 Facility Condition Assessment and Educational Suitability Assessment

PECAN SPRINGS ELEMENTARY SCHOOL
AUSTIN Independent School District

Rev. 11/22/2016

Facility Condition Assessment

Rating Scale: E Excellent · G Good · A Average · P Poor · F Fail

	BLDG-129A Main School Building	BLDG-129B Classroom & Library Building
Mechanical / HVAC		
Mechanical / HVAC	P	A
Domestic Water Distribution	A	A
Plumbing Fixtures	A	G
Elevators & Lifts	N/A	N/A
Electrical		
Electrical Distribution	A	G
Lighting	A	G
Communications & Security	A	G
Fire Alarm	A	G
Fire Protection / Suppression	A	G
Exterior Architecture		
Exterior Doors	P	G
Exterior Walls	A	G
Exterior Windows	A	A
Exterior Stairs	A	G
Roofing	P	N/A
Interior Architecture		
Interior Ceiling Finishes	P	G
Interior Doors	A	G
Interior Floor Finishes	P	G
Interior Walls	A	G
Interior Wall Finishes	A	G
Interior Stairs	N/A	N/A

Site / Civil	
Roadways	A
Parking Lots	A
Pedestrian Paving (Sidewalks)	A
Site Development	G
Landscaping	G
Play Fields	G

Crawl Space	
Drainage Below Building	N/A
Access / Ventilation	N/A
Foundation	N/A
Exposed Pipes	N/A
Exposed Ductwork	N/A

Education Suitability Assessment

Rating Scale

- **Excellent** 81-100
- **Good** 66-80
- **Average** 51-65
- **Unsatisfactory** 36-50
- **Very Unsatisfactory** 20-35

Assessment Area	Score
Exterior	65
General Building	57
General Academic & Elective Spaces	55
Future Ready Student Development	45
Library / Media Center	80
Security	55
Technology	40
Storage	40
Furniture, Fixtures & Equipment	85
Environmental Quality (Lighting, Odors, Pests)	56
Controllability of Systems (Lights, Temps, Blinds)	60

PERKINS+WILL

AECOM

AUSTIN Independent School District

2016 Facility Condition Assessment and Educational Suitability Assessment

PEREZ ELEMENTARY SCHOOL

PEREZ ELEMENTARY SCHOOL

Facility Site
7500 S. Pleasant Valley Rd.
Austin, TX 78744

Building Area: 82,223 Square Feet
Site: 28 Acres
Date of First Construction: 2006

Assessment Timeline

Facility Condition Interview:	08/09/16
Facility Condition Field Visit:	08/09/16
Educational Suitability Interview:	08/09/16
Educational Suitability Field Visit:	08/09/16

Facility Summary

Perez Elementary School was first established in 2006 and consists of a single-story structure. This permanent campus building, the Main School Building (BLDG-190A), consists of the administration area, classrooms, cafeteria, and gymnasium. This facility is connected by concrete covered walkways.

Facility Condition Assessment (FCA)

The FCA is a process that is used to understand the deficiencies of a facility. It is conducted by a team of architects and engineers of various disciplines. The FCA is performed using existing data, facility staff interviews, facility walk-though assessments, analysis, and cost estimating.

FCA REPORT CARD	
Perez Elementary School	61

*The FCA score is equal to 100 minus the Facility Condition Index (FCI). The FCI is equal to the cost to maintain, repair and replace deficiencies of a facility divided by the current replacement value of the facility.

Educational Suitability Assessment (ESA)

The ESA measures the degree to which the facility supports teaching and learning considering the exterior and site, academic spaces, support spaces, future-ready spaces, library and media center, security, technology, storage, fixtures, furniture and equipment, environmental quality, and controllability of lighting and HVAC systems.

ESA REPORT CARD	
Perez Elementary School	70

*The FCA and ESA scores are not a representation of the school's academic performance and does not reflect any construction or improvements performed after the assessment date.
*These are draft scores pending AISD feedback.

Links to Online Surveys:

AISD Educational Suitability Survey - https://www.surveymonkey.com/r/AISD_Educational_Suitability_Survey

AISD Cuestionario para la Condicion de Instalacion y Conveniencia Educativa - https://www.survekymonkey.com/r/AISD_Educational_Suitability_Espanol

AUSTIN Independent School District

2016 Facility Condition Assessment and Educational Suitability Assessment

PEREZ ELEMENTARY SCHOOL

Rev. 11/22/2016

Facility Condition Assessment

Rating Scale: E Excellent · G Good · A Average · P Poor · F Fail

	BLDG-190A Main School Building
Mechanical / HVAC	
Mechanical / HVAC	A
Domestic Water Distribution	P
Plumbing Fixtures	A
Elevators & Lifts	N/A
Electrical	
Electrical Distribution	A
Lighting	A
Communications & Security	A
Fire Alarm	G
Fire Protection / Suppression	G
Exterior Architecture	
Exterior Doors	G
Exterior Walls	G
Exterior Windows	G
Exterior Stairs	N/A
Roofing	A
Interior Architecture	
Interior Ceiling Finishes	A
Interior Doors	G
Interior Floor Finishes	A
Interior Walls	A
Interior Wall Finishes	A
Interior Stairs	G

Site / Civil	
Roadways	A
Parking Lots	A
Pedestrian Paving (Sidewalks)	A
Site Development	A
Landscaping	A
Play Fields	P

Crawl Space	
Drainage Below Building	N/A
Access / Ventilation	N/A
Foundation	N/A
Exposed Pipes	N/A
Exposed Ductwork	N/A

Education Suitability Assessment

Rating Scale

- **Excellent** 81-100
- **Good** 66-80
- **Average** 51-65
- **Unsatisfactory** 36-50
- **Very Unsatisfactory** 20-35

Assessment Area	Score
Exterior	78
General Building	77
General Academic & Elective Spaces	66
Future Ready Student Development	75
Library / Media Center	89
Security	63
Technology	60
Storage	53
Furniture, Fixtures & Equipment	45
Environmental Quality (Lighting, Odors, Pests)	76
Controllability of Systems (Lights, Temps, Blinds)	76

PERKINS+WILL

AECOM

2016 Facility Condition Assessment and Educational Suitability Assessment

AUSTIN Independent School District

PICKLE ELEMENTARY SCHOOL
AUSTIN Independent School District

PICKLE ELEMENTARY SCHOOL

Facility Site

1101 Wheatley Ave.
Austin, TX 78752

Building Area: 120,862 Square Feet
Site: 18 Acres
Date of First Construction: 2001

Assessment Timeline

Facility Condition Interview:	08/01/16
Facility Condition Field Visit:	08/01/16
Educational Suitability Interview:	08/01/16
Educational Suitability Field Visit:	08/01/16

Facility Summary

Pickle Elementary School was established in 2001, and consists of the Main School Building (BLDG-164A). This is the site of the City of Austin Public Library's St. John branch, the St John Community Center, and the City of Austin Recreation Center.

Facility Condition Assessment (FCA)

The FCA is a process that is used to understand the deficiencies of a facility. It is conducted by a team of architects and engineers of various disciplines. The FCA is performed using existing data, facility staff interviews, facility walk-though assessments, analysis, and cost estimating.

FCA REPORT CARD	
Pickle Elementary School	59

*The FCA score is equal to 100 minus the Facility Condition Index (FCI). The FCI is equal to the cost to maintain, repair and replace deficiencies of a facility divided by the current replacement value of the facility.

Educational Suitability Assessment (ESA)

The ESA measures the degree to which the facility supports teaching and learning considering the exterior and site, academic spaces, support spaces, future-ready spaces, library and media center, security, technology, storage, fixtures, furniture and equipment, environmental quality, and controllability of lighting and HVAC systems.

ESA REPORT CARD	
Pickle Elementary School	74

*The FCA and ESA scores are not a representation of the school's academic performance and does not reflect any construction or improvements performed after the assessment date.
*These are draft scores pending AISD feedback.

Links to Online Surveys:

AISD Educational Suitability Survey - https://www.surveymonkey.com/r/AISD_Educational_Suitability_Survey

AISD Cuestionario para la Condicion de Instalacion y Conveniencia Educativa - https://www.survekymonkey.com/r/AISD_Educational_Suitability_Espanol

2016 Facility Condition Assessment and Educational Suitability Assessment

AUSTIN Independent School District

PICKLE ELEMENTARY SCHOOL
AUSTIN Independent School District

Rev. 11/22/2016

Facility Condition Assessment

Rating Scale: E Excellent · G Good · A Average · P Poor · F Fail

	BLDG-164A Main School Building
Mechanical / HVAC	
Mechanical / HVAC	A
Domestic Water Distribution	G
Plumbing Fixtures	G
Elevators & Lifts	N/A
Electrical	
Electrical Distribution	G
Lighting	A
Communications & Security	G
Fire Alarm	G
Fire Protection / Suppression	A
Exterior Architecture	
Exterior Doors	A
Exterior Walls	A
Exterior Windows	A
Exterior Stairs	N/A
Roofing	G
Interior Architecture	
Interior Ceiling Finishes	A
Interior Doors	A
Interior Floor Finishes	A
Interior Walls	G
Interior Wall Finishes	A
Interior Stairs	G

Site / Civil	
Roadways	A
Parking Lots	A
Pedestrian Paving (Sidewalks)	G
Site Development	G
Landscaping	G
Play Fields	A

Crawl Space	
Drainage Below Building	N/A
Access / Ventilation	N/A
Foundation	N/A
Exposed Pipes	N/A
Exposed Ductwork	N/A

Education Suitability Assessment

Rating Scale

- **Excellent** 81-100
- **Good** 66-80
- **Average** 51-65
- **Unsatisfactory** 36-50
- **Very Unsatisfactory** 20-35

Assessment Area	Score
Exterior	55
General Building	73
General Academic & Elective Spaces	66
Future Ready Student Development	68
Library / Media Center	82
Security	63
Technology	70
Storage	93
Furniture, Fixtures & Equipment	87
Environmental Quality (Lighting, Odors, Pests)	92
Controllability of Systems (Lights, Temps, Blinds)	92

PERKINS+WILL

AECOM

2016 Facility Condition Assessment and Educational Suitability Assessment

AUSTIN Independent School District

PILLOW ELEMENTARY SCHOOL
AUSTIN Independent School District

PILLOW ELEMENTARY SCHOOL

Facility Site

3025 Crosscreek Drive
Austin, TX 78757

Building Area: 54,247 Square Feet
Site: 10 Acres
Date of First Construction: 1969

Assessment Timeline

Facility Condition Interview:	08/01/16
Facility Condition Field Visit:	08/01/16
Educational Suitability Interview:	08/01/16
Educational Suitability Field Visit:	08/01/16

Facility Summary

Pillow Elementary School was first built in 1969. It consists of one permanent building, the Main School Building (BLDG-151A) which consists of administration offices, classrooms, cafeteria, library, and gymnasium.

Facility Condition Assessment (FCA)

The FCA is a process that is used to understand the deficiencies of a facility. It is conducted by a team of architects and engineers of various disciplines. The FCA is performed using existing data, facility staff interviews, facility walk-though assessments, analysis, and cost estimating.

FCA REPORT CARD	
Pillow Elementary School	61

*The FCA score is equal to 100 minus the Facility Condition Index (FCI). The FCI is equal to the cost to maintain, repair and replace deficiencies of a facility divided by the current replacement value of the facility.

Educational Suitability Assessment (ESA)

The ESA measures the degree to which the facility supports teaching and learning considering the exterior and site, academic spaces, support spaces, future-ready spaces, library and media center, security, technology, storage, fixtures, furniture and equipment, environmental quality, and controllability of lighting and HVAC systems.

ESA REPORT CARD	
Pillow Elementary School	49

*The FCA and ESA scores are not a representation of the school's academic performance and does not reflect any construction or improvements performed after the assessment date.
*These are draft scores pending AISD feedback.

Links to Online Surveys:

AISD Educational Suitability Survey - https://www.surveymonkey.com/r/AISD_Educational_Suitability_Survey

AISD Cuestionario para la Condicion de Instalacion y Conveniencia Educativa - https://www.survekymonkey.com/r/AISD_Educational_Suitability_Espanol

2016 Facility Condition Assessment and Educational Suitability Assessment

AUSTIN Independent School District

PILLOW ELEMENTARY SCHOOL
AUSTIN Independent School District

Rev. 11/22/2016

Facility Condition Assessment

Rating Scale: E Excellent · G Good · A Average · P Poor · F Fail

	BLDG-151A Main School Building
Mechanical / HVAC	
Mechanical / HVAC	G
Domestic Water Distribution	G
Plumbing Fixtures	A
Elevators & Lifts	P
Electrical	
Electrical Distribution	A
Lighting	A
Communications & Security	A
Fire Alarm	A
Fire Protection / Suppression	A
Exterior Architecture	
Exterior Doors	A
Exterior Walls	G
Exterior Windows	A
Exterior Stairs	G
Roofing	P
Interior Architecture	
Interior Ceiling Finishes	A
Interior Doors	A
Interior Floor Finishes	G
Interior Walls	A
Interior Wall Finishes	G
Interior Stairs	N/A

Site / Civil	
Roadways	A
Parking Lots	P
Pedestrian Paving (Sidewalks)	A
Site Development	A
Landscaping	G
Play Fields	P

Crawl Space	
Drainage Below Building	N/A
Access / Ventilation	N/A
Foundation	N/A
Exposed Pipes	N/A
Exposed Ductwork	N/A

Education Suitability Assessment

Rating Scale

- **Excellent** 81-100
- **Good** 66-80
- **Average** 51-65
- **Unsatisfactory** 36-50
- **Very Unsatisfactory** 20-35

Assessment Area	Score
Exterior	49
General Building	57
General Academic & Elective Spaces	37
Future Ready Student Development	40
Library / Media Center	96
Security	49
Technology	50
Storage	20
Furniture, Fixtures & Equipment	47
Environmental Quality (Lighting, Odors, Pests)	60
Controllability of Systems (Lights, Temps, Blinds)	52

PERKINS+WILL

AECOM

2016 Facility Condition Assessment and Educational Suitability Assessment

AUSTIN Independent School District

PLEASANT HILL ELEMENTARY SCHOOL
AUSTIN Independent School District

PLEASANT HILL ELEMENTARY SCHOOL



Facility Site

6405 Circle S Road
Austin, TX 78745

Building Area: 65,298 Square Feet
Site: 10 Acres
Date of First Construction: 1985

Assessment Timeline

Facility Condition Interview:	07/26/16
Facility Condition Field Visit:	07/25/16
Educational Suitability Interview:	07/26/16
Educational Suitability Field Visit:	07/26/16

Facility Summary

Pleasant Hill Elementary School was first established in 1985 and has only one permanent campus building on site. The Main School Building (BLDG-130A) is connected to portable classroom buildings by concrete sidewalks. A small addition was under construction for new restrooms near administration.

Facility Condition Assessment (FCA)

The FCA is a process that is used to understand the deficiencies of a facility. It is conducted by a team of architects and engineers of various disciplines. The FCA is performed using existing data, facility staff interviews, facility walk-though assessments, analysis, and cost estimating.

FCA REPORT CARD	
Pleasant Hill Elementary School	38

*The FCA score is equal to 100 minus the Facility Condition Index (FCI). The FCI is equal to the cost to maintain, repair and replace deficiencies of a facility divided by the current replacement value of the facility.

Educational Suitability Assessment (ESA)

The ESA measures the degree to which the facility supports teaching and learning considering the exterior and site, academic spaces, support spaces, future-ready spaces, library and media center, security, technology, storage, fixtures, furniture and equipment, environmental quality, and controllability of lighting and HVAC systems.

ESA REPORT CARD	
Pleasant Hill Elementary School	62

*The FCA and ESA scores are not a representation of the school's academic performance and does not reflect any construction or improvements performed after the assessment date.
*These are draft scores pending AISD feedback.

Links to Online Surveys:

AISD Educational Suitability Survey - https://www.surveymonkey.com/r/AISD_Educational_Suitability_Survey

AISD Cuestionario para la Condicion de Instalacion y Conveniencia Educativa - https://www.survekymonkey.com/r/AISD_Educational_Suitability_Espanol

AUSTIN Independent School District

2016 Facility Condition Assessment and Educational Suitability Assessment

PLEASANT HILL ELEMENTARY SCHOOL
AUSTIN Independent School District

Rev. 11/28/2016

Facility Condition Assessment

Rating Scale: E Excellent · G Good · A Average · P Poor · F Fail

	BLDG-130A Main School Building
Mechanical / HVAC	
Mechanical / HVAC	P
Domestic Water Distribution	A
Plumbing Fixtures	P
Elevators & Lifts	N/A
Electrical	
Electrical Distribution	P
Lighting	P
Communications & Security	G
Fire Alarm	P
Fire Protection / Suppression	A
Exterior Architecture	
Exterior Doors	A
Exterior Walls	G
Exterior Windows	P
Exterior Stairs	G
Roofing	A
Interior Architecture	
Interior Ceiling Finishes	G
Interior Doors	G
Interior Floor Finishes	G
Interior Walls	G
Interior Wall Finishes	G
Interior Stairs	G

Site / Civil	
Roadways	P
Parking Lots	P
Pedestrian Paving (Sidewalks)	A
Site Development	A
Landscaping	G
Play Fields	G

Crawl Space	
Drainage Below Building	N/A
Access / Ventilation	N/A
Foundation	N/A
Exposed Pipes	N/A
Exposed Ductwork	N/A

Education Suitability Assessment

Rating Scale

- **Excellent** 81-100
- **Good** 66-80
- **Average** 51-65
- **Unsatisfactory** 36-50
- **Very Unsatisfactory** 20-35

Assessment Area	Score
Exterior	52
General Building	63
General Academic & Elective Spaces	65
Future Ready Student Development	55
Library / Media Center	84
Security	66
Technology	50
Storage	53
Furniture, Fixtures & Equipment	40
Environmental Quality (Lighting, Odors, Pests)	72
Controllability of Systems (Lights, Temps, Blinds)	60

PERKINS+WILL

AECOM

AUSTIN Independent School District

2016 Facility Condition Assessment and Educational Suitability Assessment

REAGAN EARLY COLLEGE HIGH SCHOOL
AUSTIN Independent School District

REAGAN HIGH SCHOOL

Facility Site

7104 Berkman Drive
Austin, TX 78752

Building Area: 253,071 Square Feet
Site: 32 Acres
Date of First Construction: 1965

Assessment Timeline

Facility Condition Interview:	07/25/16
Facility Condition Field Visit:	08/08/16
Educational Suitability Interview:	07/25/16
Educational Suitability Field Visit:	07/25/16

Facility Summary

Reagan Early College High School was first established in 1965, and the assessment focused on nine campus buildings. These permanent campus buildings are the Administration Building (BLDG-006A), Separate Classroom Building (with Library) ("Old Mall") (BLDG-006B), Separate Gymnasium – Big, Small, & Dance Gymnasiums (includes weight room, lockers, and showers) (BLDG-006C), Separate [former] Band Hall (BLDG-006D) [now the dance studio], Vocational/Art/Shop and JROTC Building (BLDG-006E), Mechanical Building (BLDG-006F), Separate Cafeteria and Choir Building (BLDG-006G), Separate Classroom Building ("New Mall") (BLDG-006H), and the Automotive Mechanics/Technology/Theater/Band Hall (BLDG-006I).

Educational Suitability Assessment (ESA)

The ESA measures the degree to which the facility supports teaching and learning considering the exterior and site, academic spaces, support spaces, future-ready spaces, library and media center, security, technology, storage, fixtures, furniture and equipment, environmental quality, and controllability of lighting and HVAC systems.

ESA REPORT CARD

Reagan High School	58

Rating Scale

- Excellent 81-100
- Good 66-80
- Average 51-65
- Unsatisfactory 36-50
- Very Unsatisfactory 20-35

Assessment Area	Score
Exterior	66
General Building	90
General Academic & Elective Spaces	62
Future Ready Student Development	62
Library / Media Center	69
Security	28
Technology	60
Storage	47
Furniture, Fixtures & Equipment	60
Environmental Quality (Lighting, Odors, Pests)	40
Controllability of Systems (Lights, Temps, Blinds)	60

*The FCA and ESA scores are not a representation of the school's academic performance and does not reflect any construction or improvements performed after the assessment date.
*These are draft scores pending AISD feedback.

AISD Educational Suitability Survey - https://www.surveymonkey.com/r/AISD_Educational_Suitability_Survey

AISD Cuestionario para la Condicion de Instalacion y Conveniencia Educativa - https://www.survekymonkey.com/r/AISD_Educational_Suitability_Espanol

2016 Facility Condition Assessment and Educational Suitability Assessment

AUSTIN Independent School District

REAGAN EARLY COLLEGE HIGH SCHOOL
AUSTIN Independent School District

Rev. 1/17/2017

Facility Condition Assessment

The FCA is a process that is used to understand the deficiencies of a facility. It is conducted by a team of architects and engineers of various disciplines. The FCA is performed using existing data, facility staff interviews, facility walk-though assessments, analysis, and cost estimating. The FCA score is equal to 100 minus the Facility Condition Index (FCI). The FCI is equal to the cost to maintain, repair and replace deficiencies of a facility divided by the current replacement value of the facility.

FCA REPORT CARD

Reagan High School	64

Rating Scale:

E Excellent · G Good · A Average · P Poor · F Fail

	BLDG-006A Admin. Building	BLDG-006B Classroom/Library	BLDG-006C Gymnasium	BLDG-006D Band Hall	BLDG-006E Voc./Art/Shop.	BLDG-006G Cafe / Choir Bldg.	BLDG-006H Classroom Bldg.
Mechanical / HVAC							
Mechanical / HVAC	A	A	A	A	A	G	A
Domestic Water Distribution	G	G	G	N/A	G	G	G
Plumbing Fixtures	G	A	A	N/A	G	G	G
Elevators & Lifts	N/A	G	N/A	N/A	N/A	N/A	G
Electrical							
Electrical Distribution	A	A	A	N/A	G	P	A
Lighting	G	G	G	G	G	A	G
Communications & Security	G	G	G	G	G	G	G
Fire Alarm	G	A	G	G	G	P	A
Fire Protection / Suppression	G	G	G	G	G	G	G
Exterior Architecture							
Exterior Doors	A	A	A	G	G	A	A
Exterior Walls	G	G	A	A	G	G	G
Exterior Windows	A	A	A	A	A	G	A
Exterior Stairs	N/A	A	P	N/A	A	N/A	P
Roofing	P	P	P	P	P	P	P
Interior Architecture							
Interior Ceiling Finishes	G	G	G	G	A	G	G
Interior Doors	A	A	A	A	A	A	A
Interior Floor Finishes	A	G	A	G	G	G	A
Interior Walls	A	A	A	G	G	G	A
Interior Wall Finishes	G	A	G	A	A	G	A
Interior Stairs	N/A	G	P	N/A	N/A	G	P

Site / Civil	
Roadways	A
Parking Lots	P
Pedestrian Paving (Sidewalks)	A
Site Development	A
Landscaping	A
Play Fields	P

Crawl Space	
Drainage Below Building	N/A
Access / Ventilation	N/A
Foundation	N/A
Exposed Pipes	N/A
Exposed Ductwork	N/A

*Reagan HS has a total of 9 buildings that were assessed. The score and ratings for all the buildings can be found in the FCA report.

PERKINS+WILL

AECOM

AUSTIN Independent School District

2016 Facility Condition Assessment and Educational Suitability Assessment

REILLY ELEMENTARY SCHOOL

REILLY ELEMENTARY SCHOOL

Facility Site
405 Denson Drive
Austin, TX 78752

Building Area: 41,622 Square Feet
Site: 11 Acres
Date of First Construction: 1954

Assessment Timeline

Facility Condition Interview:	07/20/16
Facility Condition Field Visit:	07/25/16
Educational Suitability Interview:	07/20/16
Educational Suitability Field Visit:	07/20/16

Facility Summary



Reilly Elementary School was established in 1954, and consists of a single primary school building. This permanent campus building is the Main School Building (BLDG-132A).`

Facility Condition Assessment (FCA)

The FCA is a process that is used to understand the deficiencies of a facility. It is conducted by a team of architects and engineers of various disciplines. The FCA is performed using existing data, facility staff interviews, facility walk-though assessments, analysis, and cost estimating.

FCA REPORT CARD	
Reilly Elementary School	42

*The FCA score is equal to 100 minus the Facility Condition Index (FCI). The FCI is equal to the cost to maintain, repair and replace deficiencies of a facility divided by the current replacement value of the facility.

Educational Suitability Assessment (ESA)

The ESA measures the degree to which the facility supports teaching and learning considering the exterior and site, academic spaces, support spaces, future-ready spaces, library and media center, security, technology, storage, fixtures, furniture and equipment, environmental quality, and controllability of lighting and HVAC systems.

ESA REPORT CARD	
Reilly Elementary School	66

*The FCA and ESA scores are not a representation of the school's academic performance and does not reflect any construction or improvements performed after the assessment date.
*These are draft scores pending AISD feedback.

Links to Online Surveys:

AISD Educational Suitability Survey - https://www.surveymonkey.com/r/AISD_Educational_Suitability_Survey

AISD Cuestionario para la Condicion de Instalacion y Conveniencia Educativa - https://www.survekymonkey.com/r/AISD_Educational_Suitability_Espanol

AUSTIN Independent School District

2016 Facility Condition Assessment and Educational Suitability Assessment

REILLY ELEMENTARY SCHOOL

Rev. 11/28/2016

Facility Condition Assessment

Rating Scale: E Excellent; G Good; A Average; P Poor; F Fail

	BLDG-132A Main School Building
Mechanical / HVAC	
Mechanical / HVAC	P
Domestic Water Distribution	P
Plumbing Fixtures	P
Elevators & Lifts	N/A
Electrical	
Electrical Distribution	P
Lighting	A
Communications & Security	A
Fire Alarm	A
Fire Protection / Suppression	G
Exterior Architecture	
Exterior Doors	G
Exterior Walls	A
Exterior Windows	A
Exterior Stairs	G
Roofing	P
Interior Architecture	
Interior Ceiling Finishes	A
Interior Doors	A
Interior Floor Finishes	A
Interior Walls	A
Interior Wall Finishes	A
Interior Stairs	G

Site / Civil	
Roadways	A
Parking Lots	A
Pedestrian Paving (Sidewalks)	A
Site Development	P
Landscaping	A
Play Fields	A

Crawl Space	
Drainage Below Building	N/A
Access / Ventilation	N/A
Foundation	N/A
Exposed Pipes	N/A
Exposed Ductwork	N/A

Education Suitability Assessment

Rating Scale

- **Excellent** 81-100
- **Good** 66-80
- **Average** 51-65
- **Unsatisfactory** 36-50
- **Very Unsatisfactory** 20-35

Assessment Area	Score
Exterior	77
General Building	63
General Academic & Elective Spaces	60
Future Ready Student Development	73
Library / Media Center	62
Security	49
Technology	40
Storage	80
Furniture, Fixtures & Equipment	85
Environmental Quality (Lighting, Odors, Pests)	72
Controllability of Systems (Lights, Temps, Blinds)	60

PERKINS+WILL

AECOM

AUSTIN Independent School District

2016 Facility Condition Assessment and Educational Suitability Assessment

RIDGETOP ELEMENTARY SCHOOL

RIDGETOP ELEMENTARY SCHOOL

Facility Site
5005 Caswell Ave.
Austin, TX 78751

Building Area: 34,839 Square Feet
Site: 5 Acres
Date of First Construction: 1939

Assessment Timeline

Facility Condition Interview:	08/11/16
Facility Condition Field Visit:	08/15/16
Educational Suitability Interview:	08/11/16
Educational Suitability Field Visit:	08/11/16

Facility Summary

Ridgetop Elementary School was established in 1939, and consists of two permanent campus buildings. The Main School Building (BLDG-133A) includes administration offices, classrooms, gymnasium, auditorium, and cafeteria. The other permanent campus building is the Boiler House (BLDG-133B).

Facility Condition Assessment (FCA)

The FCA is a process that is used to understand the deficiencies of a facility. It is conducted by a team of architects and engineers of various disciplines. The FCA is performed using existing data, facility staff interviews, facility walk-though assessments, analysis, and cost estimating.

FCA REPORT CARD	
Ridegtop Elementary School	63

*The FCA score is equal to 100 minus the Facility Condition Index (FCI). The FCI is equal to the cost to maintain, repair and replace deficiencies of a facility divided by the current replacement value of the facility.

Educational Suitability Assessment (ESA)

The ESA measures the degree to which the facility supports teaching and learning considering the exterior and site, academic spaces, support spaces, future-ready spaces, library and media center, security, technology, storage, fixtures, furniture and equipment, environmental quality, and controllability of lighting and HVAC systems.

ESA REPORT CARD	
Ridegtop Elementary School	57

*The FCA and ESA scores are not a representation of the school's academic performance and does not reflect any construction or improvements performed after the assessment date.
*These are draft scores pending AISD feedback.

Links to Online Surveys:

AISD Educational Suitability Survey - https://www.surveymonkey.com/r/AISD_Educational_Suitability_Survey

AISD Cuestionario para la Condicion de Instalacion y Conveniencia Educativa - https://www.survekymonkey.com/r/AISD_Educational_Suitability_Espanol

AUSTIN Independent School District

2016 Facility Condition Assessment and Educational Suitability Assessment

RIDGETOP ELEMENTARY SCHOOL

Rev. 11/22/2016

Facility Condition Assessment

Rating Scale: E Excellent · G Good · A Average · P Poor · F Fail

	BLDG-133A Main School Building	BLDG-133B Boiler House
Mechanical / HVAC		
Mechanical / HVAC	A	A
Domestic Water Distribution	A	N/A
Plumbing Fixtures	A	N/A
Elevators & Lifts	N/A	N/A
Electrical		
Electrical Distribution	G	A
Lighting	G	G
Communications & Security	G	N/A
Fire Alarm	G	G
Fire Protection / Suppression	A	N/A
Exterior Architecture		
Exterior Doors	A	P
Exterior Walls	A	A
Exterior Windows	A	N/A
Exterior Stairs	A	N/A
Roofing	P	P
Interior Architecture		
Interior Ceiling Finishes	P	N/A
Interior Doors	A	N/A
Interior Floor Finishes	A	N/A
Interior Walls	A	N/A
Interior Wall Finishes	G	N/A
Interior Stairs	G	N/A

Site / Civil	
Roadways	A
Parking Lots	G
Pedestrian Paving (Sidewalks)	P
Site Development	G
Landscaping	G
Play Fields	G

Crawl Space (BLDG-133A)	
Drainage Below Building	P
Access / Ventilation	A
Foundation	A
Exposed Pipes	G
Exposed Ductwork	N/A

Education Suitability Assessment

Rating Scale

- **Excellent** 81-100
- **Good** 66-80
- **Average** 51-65
- **Unsatisfactory** 36-50
- **Very Unsatisfactory** 20-35

Assessment Area	Score
Exterior	54
General Building	70
General Academic & Elective Spaces	45
Future Ready Student Development	45
Library / Media Center	60
Security	55
Technology	50
Storage	40
Furniture, Fixtures & Equipment	95
Environmental Quality (Lighting, Odors, Pests)	84
Controllability of Systems (Lights, Temps, Blinds)	68

PERKINS+WILL

AECOM

AUSTIN Independent School District

2016 Facility Condition Assessment and Educational Suitability Assessment

RIDGEVIEW ALC

RIDGEVIEW ALTERNATIVE LEARNING CENTER

Facility Site
901 Neal
Austin, TX 78702

Building Area: 88,680 Square Feet
Site: 20 Acres
Date of First Construction: 1953

Assessment Timeline

Facility Condition Interview:	08/02/16
Facility Condition Field Visit:	08/02/16
Educational Suitability Interview:	08/02/16
Educational Suitability Field Visit:	08/02/16

Facility Summary



The ALC (Alternative Learning Center) Ridgeview Special Campus was established in 1953 with the construction of the Main School Building (BLDG-012A), which includes administration offices, classrooms, a cafeteria, and a gymnasium. There are two additional permanent buildings are on campus, the Vocational/ Art/Shop Building (BLDG-012C) and the Mechanical Building (BLDG-012B).

Facility Condition Assessment (FCA)

The FCA is a process that is used to understand the deficiencies of a facility. It is conducted by a team of architects and engineers of various disciplines. The FCA is performed using existing data, facility staff interviews, facility walk-though assessments, analysis, and cost estimating.

FCA REPORT CARD	
Ridgeview ALC	33

*The FCA score is equal to 100 minus the Facility Condition Index (FCI). The FCI is equal to the cost to maintain, repair and replace deficiencies of a facility divided by the current replacement value of the facility.

Educational Suitability Assessment (ESA)

The ESA measures the degree to which the facility supports teaching and learning considering the exterior and site, academic spaces, support spaces, future-ready spaces, library and media center, security, technology, storage, fixtures, furniture and equipment, environmental quality, and controllability of lighting and HVAC systems.

ESA REPORT CARD	
Ridgeview ALC	42

*The FCA and ESA scores are not a representation of the school's academic performance and does not reflect any construction or improvements performed after the assessment date.
*These are draft scores pending AISD feedback.

Links to Online Surveys:

AISD Educational Suitability Survey - https://www.surveymonkey.com/r/AISD_Educational_Suitability_Survey

AISD Cuestionario para la Condicion de Instalacion y Conveniencia Educativa - https://www.survekymonkey.com/r/AISD_Educational_Suitability_Espanol

AUSTIN Independent School District

2016 Facility Condition Assessment and Educational Suitability Assessment

RIDGEVIEW ALC

Rev. 11/30/2016

Facility Condition Assessment

Rating Scale: E Excellent · G Good · A Average · P Poor · F Fail

	BLDG-012A Main School Building
Mechanical / HVAC	
Mechanical / HVAC	P
Domestic Water Distribution	A
Plumbing Fixtures	A
Elevators & Lifts	N/A
Electrical	
Electrical Distribution	A
Lighting	A
Communications & Security	P
Fire Alarm	A
Fire Protection / Suppression	A
Exterior Architecture	
Exterior Doors	P
Exterior Walls	P
Exterior Windows	P
Exterior Stairs	G
Roofing	P
Interior Architecture	
Interior Ceiling Finishes	A
Interior Doors	P
Interior Floor Finishes	A
Interior Walls	A
Interior Wall Finishes	P
Interior Stairs	A

Site / Civil	
Roadways	A
Parking Lots	A
Pedestrian Paving (Sidewalks)	A
Site Development	P
Landscaping	P
Play Fields	A

Crawl Space (BLDG-012A)	
Drainage Below Building	A
Access / Ventilation	A
Foundation	P
Exposed Pipes	A
Exposed Ductwork	P

Education Suitability Assessment

Rating Scale

- **Excellent** 81-100
- **Good** 66-80
- **Average** 51-65
- **Unsatisfactory** 36-50
- **Very Unsatisfactory** 20-35

Assessment Area	Score
Exterior	40
General Building	43
General Academic & Elective Spaces	34
Future Ready Student Development	34
Library / Media Center	60
Security	35
Technology	40
Storage	40
Furniture, Fixtures & Equipment	45
Environmental Quality (Lighting, Odors, Pests)	60
Controllability of Systems (Lights, Temps, Blinds)	52

PERKINS+WILL

AECOM

AUSTIN Independent School District

2016 Facility Condition Assessment and Educational Suitability Assessment

RODRIGUEZ ELEMENTARY SCHOOL

RODRIGUEZ ELEMENTARY SCHOOL

Facility Site
4400 Franklin Park Drive
Austin, TX 78744

Building Area: 79,918 Square Feet
Site: 15 Acres
Date of First Construction: 1999

Assessment Timeline

Facility Condition Interview:	07/18/16
Facility Condition Field Visit:	07/18/16
Educational Suitability Interview:	07/18/16
Educational Suitability Field Visit:	07/18/16

Facility Summary



Rodriguez Elementary School was first established in 1999, and consists of the primary school along with one additional campus building. These permanent campus buildings include the Main School Building (BLDG-174A) and the Separate Classroom Building (BLDG-174B). The buildings are connected to one another by an exterior covered concrete sidewalk.

Facility Condition Assessment (FCA)

The FCA is a process that is used to understand the deficiencies of a facility. It is conducted by a team of architects and engineers of various disciplines. The FCA is performed using existing data, facility staff interviews, facility walk-though assessments, analysis, and cost estimating.

FCA REPORT CARD	
Rodriguez Elementary School	56

*The FCA score is equal to 100 minus the Facility Condition Index (FCI). The FCI is equal to the cost to maintain, repair and replace deficiencies of a facility divided by the current replacement value of the facility.

Educational Suitability Assessment (ESA)

The ESA measures the degree to which the facility supports teaching and learning considering the exterior and site, academic spaces, support spaces, future-ready spaces, library and media center, security, technology, storage, fixtures, furniture and equipment, environmental quality, and controllability of lighting and HVAC systems.

ESA REPORT CARD	
Rodriguez Elementary School	77

*The FCA and ESA scores are not a representation of the school's academic performance and does not reflect any construction or improvements performed after the assessment date.
*These are draft scores pending AISD feedback.

Links to Online Surveys:

AISD Educational Suitability Survey - https://www.surveymonkey.com/r/AISD_Educational_Suitability_Survey

AISD Cuestionario para la Condicion de Instalacion y Conveniencia Educativa - https://www.survekymonkey.com/r/AISD_Educational_Suitability_Espanol

AUSTIN Independent School District

2016 Facility Condition Assessment and Educational Suitability Assessment

RODRIGUEZ ELEMENTARY SCHOOL

Rev. 11/22/2016

Facility Condition Assessment

Rating Scale: E Excellent · G Good · A Average · P Poor · F Fail

	BLDG-174A Main School Building	BLDG-174B Separate Classroom Building
Mechanical / HVAC		
Mechanical / HVAC	A	A
Domestic Water Distribution	A	G
Plumbing Fixtures	A	A
Elevators & Lifts	N/A	N/A
Electrical		
Electrical Distribution	A	G
Lighting	P	A
Communications & Security	A	A
Fire Alarm	G	G
Fire Protection / Suppression	G	G
Exterior Architecture		
Exterior Doors	A	G
Exterior Walls	A	G
Exterior Windows	A	G
Exterior Stairs	N/A	N/A
Roofing	P	A
Interior Architecture		
Interior Ceiling Finishes	A	G
Interior Doors	A	G
Interior Floor Finishes	A	G
Interior Walls	A	G
Interior Wall Finishes	A	G
Interior Stairs	N/A	N/A

Site / Civil	
Roadways	G
Parking Lots	A
Pedestrian Paving (Sidewalks)	G
Site Development	G
Landscaping	A
Play Fields	G

Crawl Space	
Drainage Below Building	N/A
Access / Ventilation	N/A
Foundation	N/A
Exposed Pipes	N/A
Exposed Ductwork	N/A

Education Suitability Assessment

Rating Scale

- **Excellent** 81-100
- **Good** 66-80
- **Average** 51-65
- **Unsatisfactory** 36-50
- **Very Unsatisfactory** 20-35

Assessment Area	Score
Exterior	82
General Building	87
General Academic & Elective Spaces	80
Future Ready Student Development	90
Library / Media Center	84
Security	88
Technology	50
Storage	33
Furniture, Fixtures & Equipment	73
Environmental Quality (Lighting, Odors, Pests)	76
Controllability of Systems (Lights, Temps, Blinds)	60

PERKINS+WILL

AECOM

2016 Facility Condition Assessment and Educational Suitability Assessment

AUSTIN Independent School District

ROSEDALE SCHOOL
AUSTIN Independent School District

ROSEDALE SCHOOL

Facility Site

2117 W. 49th St.
Austin, Texas 78756

Building Area: 36,501 Square Feet
Site: 5 Acres
Date of First Construction: 1939

Assessment Timeline

Facility Condition Interview:	08/11/16
Facility Condition Field Visit:	07/25/16
Educational Suitability Interview:	08/11/16
Educational Suitability Field Visit:	08/11/16

Facility Summary

Rosedale School was established in 1939, and consists of the primary school along with one additional campus building. These permanent campus buildings include the Main School Building (BLDG-251A) and the Mechanical Building (BLDG-251B). The two buildings are connected by a series of exterior uncovered concrete sidewalks. The east classroom wing, new main entrance, administration, gymnasium, and cafeteria were added in 1948.

Facility Condition Assessment (FCA)

The FCA is a process that is used to understand the deficiencies of a facility. It is conducted by a team of architects and engineers of various disciplines. The FCA is performed using existing data, facility staff interviews, facility walk-though assessments, analysis, and cost estimating.

FCA REPORT CARD	
Rosedale School	32

*The FCA score is equal to 100 minus the Facility Condition Index (FCI). The FCI is equal to the cost to maintain, repair and replace deficiencies of a facility divided by the current replacement value of the facility.

Educational Suitability Assessment (ESA)

The ESA measures the degree to which the facility supports teaching and learning considering the exterior and site, academic spaces, support spaces, future-ready spaces, library and media center, security, technology, storage, fixtures, furniture and equipment, environmental quality, and controllability of lighting and HVAC systems.

ESA REPORT CARD	
Rosedale School	25

*The FCA and ESA scores are not a representation of the school's academic performance and does not reflect any construction or improvements performed after the assessment date.
*These are draft scores pending AISD feedback.

Links to Online Surveys:

AISD Educational Suitability Survey - https://www.surveymonkey.com/r/AISD_Educational_Suitability_Survey

AISD Cuestionario para la Condicion de Instalacion y Conveniencia Educativa - https://www.survekymonkey.com/r/AISD_Educational_Suitability_Espanol

2016 Facility Condition Assessment and Educational Suitability Assessment

AUSTIN Independent School District

ROSEDALE SCHOOL
AUSTIN Independent School District

Rev. 11/30/2016

Facility Condition Assessment

Rating Scale: E Excellent · G Good · A Average · P Poor · F Fail

	BLDG-251A Main School Building	BLDG-251B Mechanical Building
Mechanical / HVAC		
Mechanical / HVAC	P	N/A
Domestic Water Distribution	A	N/A
Plumbing Fixtures	P	N/A
Elevators & Lifts	N/A	N/A
Electrical		
Electrical Distribution	A	P
Lighting	P	P
Communications & Security	A	N/A
Fire Alarm	G	N/A
Fire Protection / Suppression	P	A
Exterior Architecture		
Exterior Doors	A	P
Exterior Walls	P	P
Exterior Windows	P	P
Exterior Stairs	A	P
Roofing	P	P
Interior Architecture		
Interior Ceiling Finishes	A	A
Interior Doors	A	N/A
Interior Floor Finishes	A	A
Interior Walls	A	N/A
Interior Wall Finishes	A	A
Interior Stairs	A	N/A

Site / Civil	
Roadways	A
Parking Lots	A
Pedestrian Paving (Sidewalks)	A
Site Development	P
Landscaping	G
Play Fields	G

Crawl Space (BLDG-251A)	
Drainage Below Building	A
Access / Ventilation	P
Foundation	A
Exposed Pipes	A
Exposed Ductwork	N/A

Education Suitability Assessment

Rating Scale

- **Excellent** 81-100
- **Good** 66-80
- **Average** 51-65
- **Unsatisfactory** 36-50
- **Very Unsatisfactory** 20-35

Assessment Area	Score
Exterior	26
General Building	20
General Academic & Elective Spaces	22
Future Ready Student Development	24
Library / Media Center	27
Security	22
Technology	30
Storage	20
Furniture, Fixtures & Equipment	25
Environmental Quality (Lighting, Odors, Pests)	36
Controllability of Systems (Lights, Temps, Blinds)	28

PERKINS+WILL

AECOM

2016 Facility Condition Assessment and Educational Suitability Assessment

AUSTIN Independent School District

SANCHEZ ELEMENTARY SCHOOL
AUSTIN Independent School District

SANCHEZ ELEMENTARY SCHOOL

Facility Site
73 San Marcos St.
Austin, TX 78702

Building Area: 77,905 Square Feet
Site: 9 Acres
Date of First Construction: 1976

Assessment Timeline

Facility Condition Interview:	08/01/16
Facility Condition Field Visit:	08/01/16
Educational Suitability Interview:	08/01/16
Educational Suitability Field Visit:	08/01/16



Facility Summary

Sanchez Elementary School was first established in 1953, and consists of a single main building (BLDG-127A). This permanent campus building includes administration offices, classrooms, cafeteria, and gym.

Facility Condition Assessment (FCA)

The FCA is a process that is used to understand the deficiencies of a facility. It is conducted by a team of architects and engineers of various disciplines. The FCA is performed using existing data, facility staff interviews, facility walk-though assessments, analysis, and cost estimating.

FCA REPORT CARD	
Sanchez Elementary School	42

*The FCA score is equal to 100 minus the Facility Condition Index (FCI). The FCI is equal to the cost to maintain, repair and replace deficiencies of a facility divided by the current replacement value of the facility.

Educational Suitability Assessment (ESA)

The ESA measures the degree to which the facility supports teaching and learning considering the exterior and site, academic spaces, support spaces, future-ready spaces, library and media center, security, technology, storage, fixtures, furniture and equipment, environmental quality, and controllability of lighting and HVAC systems.

ESA REPORT CARD	
Sanchez Elementary School	51

*The FCA and ESA scores are not a representation of the school's academic performance and does not reflect any construction or improvements performed after the assessment date.
*These are draft scores pending AISD feedback.

Links to Online Surveys:

AISD Educational Suitability Survey - https://www.surveymonkey.com/r/AISD_Educational_Suitability_Survey

AISD Cuestionario para la Condicion de Instalacion y Conveniencia Educativa - https://www.survekymonkey.com/r/AISD_Educational_Suitability_Espanol

2016 Facility Condition Assessment and Educational Suitability Assessment

AUSTIN Independent School District

SANCHEZ ELEMENTARY SCHOOL
AUSTIN Independent School District

Rev. 11/22/2016

Facility Condition Assessment

Rating Scale: E Excellent · G Good · A Average · P Poor · F Fail

	BLDG-127A Main School Building
Mechanical / HVAC	
Mechanical / HVAC	A
Domestic Water Distribution	A
Plumbing Fixtures	A
Elevators & Lifts	G
Electrical	
Electrical Distribution	A
Lighting	A
Communications & Security	G
Fire Alarm	G
Fire Protection / Suppression	A
Exterior Architecture	
Exterior Doors	A
Exterior Walls	G
Exterior Windows	A
Exterior Stairs	P
Roofing	A
Interior Architecture	
Interior Ceiling Finishes	G
Interior Doors	G
Interior Floor Finishes	G
Interior Walls	G
Interior Wall Finishes	A
Interior Stairs	G

Site / Civil	
Roadways	A
Parking Lots	P
Pedestrian Paving (Sidewalks)	A
Site Development	P
Landscaping	G
Play Fields	A

Crawl Space	
Drainage Below Building	P
Access / Ventilation	A
Foundation	G
Exposed Pipes	G
Exposed Ductwork	N/A

Education Suitability Assessment

Rating Scale

- **Excellent** 81-100
- **Good** 66-80
- **Average** 51-65
- **Unsatisfactory** 36-50
- **Very Unsatisfactory** 20-35

Assessment Area	Score
Exterior	58
General Building	63
General Academic & Elective Spaces	46
Future Ready Student Development	48
Library / Media Center	75
Security	63
Technology	50
Storage	47
Furniture, Fixtures & Equipment	55
Environmental Quality (Lighting, Odors, Pests)	36
Controllability of Systems (Lights, Temps, Blinds)	36

PERKINS+WILL

AECOM

2016 Facility Condition Assessment and Educational Suitability Assessment

AUSTIN Independent School District

SIMS ELEMENTARY SCHOOL AUSTIN Independent School District

SIMS ELEMENTARY SCHOOL

Facility Site
1203 Springdale Road
Austin, TX 78721

Building Area: 44,337 Square Feet
Site: 8 Acres
Date of First Construction: 1956

Assessment Timeline

Facility Condition Interview:	06/07/16
Educational Suitability Interview:	06/07/16
Facility Condition Field Visit:	06/15/16
Educational Suitability Field Visit:	06/07/16

Facility Summary

Sims Elementary School was first established in 1956, and consists of six single-story buildings that are all linked by open and covered walkways. Three buildings contain classrooms. One of these three, BLDG-139A, contains a gymnasium addition. Another, BLDG-139B, contains a library addition. BLDG-139C contains administrative offices and a staff lounge. BLDG-139D contains the campus kitchen and cafeteria. BLDG-139E contains only classrooms. A sixth structure, BLDG-139F, had been demolished and is currently being replaced with a new building containing staff restrooms. This building was not accessed due to the ongoing construction.

Facility Condition Assessment (FCA)

The FCA is a process that is used to understand the deficiencies of a facility. It is conducted by a team of architects and engineers of various disciplines. The FCA is performed using existing data, facility staff interviews, facility walk-though assessments, analysis, and cost estimating.

FCA REPORT CARD	
Sims Elementary School	50

*The FCA score is equal to 100 minus the Facility Condition Index (FCI). The FCI is equal to the cost to maintain, repair and replace deficiencies of a facility divided by the current replacement value of the facility.

Educational Suitability Assessment (ESA)

The ESA measures the degree to which the facility supports teaching and learning considering the exterior and site, academic spaces, support spaces, future-ready spaces, library and media center, security, technology, storage, fixtures, furniture and equipment, environmental quality, and controllability of lighting and HVAC systems.

ESA REPORT CARD	
Sims Elementary School	60

*The FCA and ESA scores are not a representation of the school's academic performance and does not reflect any construction or improvements performed after the assessment date.
*This is a draft score pending AISD feedback.

Links to Online Surveys:

AISD Educational Suitability Survey - https://www.surveymonkey.com/r/AISD_Educational_Suitability_Survey

AISD Cuestionario para la Condicion de Instalacion y Conveniencia Educativa - https://www.survekymonkey.com/r/AISD_Educational_Suitability_Espanol

AUSTIN Independent School District

2016 Facility Condition Assessment and Educational Suitability Assessment

SIMS ELEMENTARY SCHOOL
AUSTIN Independent School District

Rev. 11/30/2016

Facility Condition Assessment

Rating Scale:

E Excellent · G Good · A Average · P Poor · F Fail

	BLDG-139A Separate Classroom Bldg. w/ Gym	BLDG-139B Separate Classroom Bldg. w/ Library	BLDG-139C Separate Administration Building	BLDG-139D Separate Cafeteria Building	BLDG-139E Separate Classroom Building
Mechanical / HVAC					
Mechanical / HVAC	A	A	A	A	A
Domestic Water Distribution	A	A	G	A	A
Plumbing Fixtures	A	A	A	A	A
Elevators & Lifts	N/A	N/A	N/A	N/A	N/A
Electrical					
Electrical Distribution	A	A	A	A	A
Lighting	A	A	A	A	A
Communications & Security	A	A	A	A	A
Fire Alarm	A	A	A	G	G
Fire Protection / Suppression	A	A	A	A	A
Exterior Architecture					
Exterior Doors	G	A	A	G	G
Exterior Walls	A	A	G	A	G
Exterior Windows	G	G	G	G	G
Exterior Stairs	N/A	N/A	N/A	N/A	N/A
Roofing	A	A	A	G	G
Interior Architecture					
Interior Ceiling Finishes	A	A	G	P	G
Interior Doors	P	P	G	P	G
Interior Floor Finishes	G	G	G	A	G
Interior Walls	A	G	A	A	G
Interior Wall Finishes	G	G	G	A	G
Interior Stairs	N/A	N/A	N/A	N/A	N/A

Site / Civil	
Roadways	G
Parking Lots	G
Pedestrian Paving (Sidewalks)	G
Site Development	P
Landscaping	N/A
Play Fields	G

Crawl Space	
Drainage Below Building	N/A
Access / Ventilation	N/A
Foundation	N/A
Exposed Pipes	N/A
Exposed Ductwork	N/A

Education Suitability Assessment

Rating Scale

- **Excellent** 81-100
- **Good** 66-80
- **Average** 51-65
- **Unsatisfactory** 36-50
- **Very Unsatisfactory** 20-35

Assessment Area	Score
Exterior	34
General Building	40
General Academic & Elective Spaces	52
Future Ready Student Development	50
Library / Media Center	82
Security	54
Technology	30
Storage	60
Furniture, Fixtures & Equipment	93
Environmental Quality (Lighting, Odors, Pests)	92
Controllability of Systems (Lights, Temps, Blinds)	68

PERKINS+WILL

AECOM

AUSTIN Independent School District

2016 Facility Condition Assessment and Educational Suitability Assessment

SMALL MIDDLE SCHOOL AUSTIN Independent School District

SMALL MIDDLE SCHOOL

Facility Site

4801 Monterey Oaks Blvd.
Austin, TX 78749

Building Area: 158,395 Square Feet
Site: 37 Acres
Date of First Construction: 1999

Assessment Timeline

Facility Condition Interview:	08/09/16
Facility Condition Field Visit:	08/09/16
Educational Suitability Interview:	08/11/16
Educational Suitability Field Visit:	08/11/16

Facility Summary

Small Middle School was established in 1999, and consists of one main campus building. The Main School Building (BLDG-060A) contains classrooms, administration office, two gymnasiums, cafeteria, and kitchen.

Facility Condition Assessment (FCA)

The FCA is a process that is used to understand the deficiencies of a facility. It is conducted by a team of architects and engineers of various disciplines. The FCA is performed using existing data, facility staff interviews, facility walk-though assessments, analysis, and cost estimating.

FCA REPORT CARD	
Small Middle School	62

*The FCA score is equal to 100 minus the Facility Condition Index (FCI). The FCI is equal to the cost to maintain, repair and replace deficiencies of a facility divided by the current replacement value of the facility.

Educational Suitability Assessment (ESA)

The ESA measures the degree to which the facility supports teaching and learning considering the exterior and site, academic spaces, support spaces, future-ready spaces, library and media center, security, technology, storage, fixtures, furniture and equipment, environmental quality, and controllability of lighting and HVAC systems.

ESA REPORT CARD	
Small Middle School	70

*The FCA and ESA scores are not a representation of the school's academic performance and does not reflect any construction or improvements performed after the assessment date.
*These are draft scores pending AISD feedback.

Links to Online Surveys:

AISD Educational Suitability Survey - https://www.surveymonkey.com/r/AISD_Educational_Suitability_Survey

AISD Cuestionario para la Condicion de Instalacion y Conveniencia Educativa - https://www.survekymonkey.com/r/AISD_Educational_Suitability_Espanol

2016 Facility Condition Assessment and Educational Suitability Assessment

AUSTIN Independent School District

SMALL MIDDLE SCHOOL
AUSTIN Independent School District

Rev. 11/22/2016

Facility Condition Assessment

Rating Scale: E Excellent · G Good · A Average · P Poor · F Fail

	BLDG-060A Main School Building
Mechanical / HVAC	
Mechanical / HVAC	P
Domestic Water Distribution	A
Plumbing Fixtures	A
Elevators & Lifts	G
Electrical	
Electrical Distribution	A
Lighting	P
Communications & Security	A
Fire Alarm	G
Fire Protection / Suppression	A
Exterior Architecture	
Exterior Doors	A
Exterior Walls	A
Exterior Windows	G
Exterior Stairs	A
Roofing	P
Interior Architecture	
Interior Ceiling Finishes	A
Interior Doors	G
Interior Floor Finishes	A
Interior Walls	A
Interior Wall Finishes	A
Interior Stairs	G

Site / Civil	
Roadways	A
Parking Lots	A
Pedestrian Paving (Sidewalks)	A
Site Development	G
Landscaping	P
Play Fields	P

Crawl Space	
Drainage Below Building	N/A
Access / Ventilation	N/A
Foundation	N/A
Exposed Pipes	N/A
Exposed Ductwork	N/A

Education Suitability Assessment

Rating Scale

- **Excellent** 81-100
- **Good** 66-80
- **Average** 51-65
- **Unsatisfactory** 36-50
- **Very Unsatisfactory** 20-35

Assessment Area	Score
Exterior	72
General Building	77
General Academic & Elective Spaces	69
Future Ready Student Development	65
Library / Media Center	93
Security	68
Technology	60
Storage	47
Furniture, Fixtures & Equipment	53
Environmental Quality (Lighting, Odors, Pests)	76
Controllability of Systems (Lights, Temps, Blinds)	76

PERKINS+WILL

AECOM

2016 Facility Condition Assessment and Educational Suitability Assessment

ST. ELMO ELEMENTARY SCHOOL

Facility Site

600 W. St. Elmo Road
Austin, TX 78745

Building Area: 48,922 Square Feet
Site: 9 Acres
Date of First Construction: 1960

Assessment Timeline

Facility Condition Interview:	07/19/16
Facility Condition Field Visit:	07/18/16
Educational Suitability Interview:	07/19/16
Educational Suitability Field Visit:	07/19/16

Facility Summary



St. Elmo Elementary School was first established in 1960. It consists of the Main School Building (BLDG-136A) with administrative offices, classrooms, cafeteria, library, and gymnasium. Currently, the cafeteria and the 300-wing are under construction.

Facility Condition Assessment (FCA)

The FCA is a process that is used to understand the deficiencies of a facility. It is conducted by a team of architects and engineers of various disciplines. The FCA is performed using existing data, facility staff interviews, facility walk-though assessments, analysis, and cost estimating.

FCA REPORT CARD	
St. Elmo Elementary School	40

*The FCA score is equal to 100 minus the Facility Condition Index (FCI). The FCI is equal to the cost to maintain, repair and replace deficiencies of a facility divided by the current replacement value of the facility.

Educational Suitability Assessment (ESA)

The ESA measures the degree to which the facility supports teaching and learning considering the exterior and site, academic spaces, support spaces, future-ready spaces, library and media center, security, technology, storage, fixtures, furniture and equipment, environmental quality, and controllability of lighting and HVAC systems.

ESA REPORT CARD	
St. Elmo Elementary School	58

*The FCA and ESA scores are not a representation of the school's academic performance and does not reflect any construction or improvements performed after the assessment date.
*These are draft scores pending AISD feedback.

Links to Online Surveys:

AISD Educational Suitability Survey - https://www.surveymonkey.com/r/AISD_Educational_Suitability_Survey

AISD Cuestionario para la Condicion de Instalacion y Conveniencia Educativa - https://www.survekymonkey.com/r/AISD_Educational_Suitability_Espanol

2016 Facility Condition Assessment and Educational Suitability Assessment

AUSTIN Independent School District

ST. ELMO ELEMENTARY SCHOOL
AUSTIN Independent School District

Rev. 11/22/2016

Facility Condition Assessment

Rating Scale: E Excellent · G Good · A Average · P Poor · F Fail

	BLDG-136A Main School Building
Mechanical / HVAC	
Mechanical / HVAC	A
Domestic Water Distribution	A
Plumbing Fixtures	G
Elevators & Lifts	N/A
Electrical	
Electrical Distribution	A
Lighting	G
Communications & Security	G
Fire Alarm	G
Fire Protection / Suppression	A
Exterior Architecture	
Exterior Doors	G
Exterior Walls	G
Exterior Windows	G
Exterior Stairs	G
Roofing	A
Interior Architecture	
Interior Ceiling Finishes	G
Interior Doors	G
Interior Floor Finishes	G
Interior Walls	G
Interior Wall Finishes	G
Interior Stairs	G

Site / Civil	
Roadways	P
Parking Lots	P
Pedestrian Paving (Sidewalks)	A
Site Development	P
Landscaping	A
Play Fields	G

Crawl Space	
Drainage Below Building	N/A
Access / Ventilation	N/A
Foundation	N/A
Exposed Pipes	N/A
Exposed Ductwork	N/A

Education Suitability Assessment

Rating Scale

- **Excellent** 81-100
- **Good** 66-80
- **Average** 51-65
- **Unsatisfactory** 36-50
- **Very Unsatisfactory** 20-35

Assessment Area	Score
Exterior	42
General Building	60
General Academic & Elective Spaces	53
Future Ready Student Development	40
Library / Media Center	71
Security	69
Technology	70
Storage	47
Furniture, Fixtures & Equipment	93
Environmental Quality (Lighting, Odors, Pests)	76
Controllability of Systems (Lights, Temps, Blinds)	44

PERKINS+WILL

AECOM

AUSTIN Independent School District

2016 Facility Condition Assessment and Educational Suitability Assessment

SUMMITT ELEMENTARY SCHOOL

SUMMITT ELEMENTARY SCHOOL

Facility Site
12207 Brigadoon Lane
Austin, TX 78727

Building Area: 75,903 Square Feet
Site: 15 Acres
Date of First Construction: 1986



Assessment Timeline

Facility Condition Interview:	08/01/16
Facility Condition Field Visit:	08/01/16
Educational Suitability Interview:	08/01/16
Educational Suitability Field Visit:	08/01/16

Facility Summary



Summitt Elementary School was first built in 1986. It consists of the Main School Building (BLDG-138A), which houses the administration offices, classrooms, cafeteria, library, and gymnasium, and the Separate Classroom Building (BLDG-138B). These buildings are connected by a covered walkway.

Facility Condition Assessment (FCA)

The FCA is a process that is used to understand the deficiencies of a facility. It is conducted by a team of architects and engineers of various disciplines. The FCA is performed using existing data, facility staff interviews, facility walk-though assessments, analysis, and cost estimating.

FCA REPORT CARD	
Summitt Elementary School	69

*The FCA score is equal to 100 minus the Facility Condition Index (FCI). The FCI is equal to the cost to maintain, repair and replace deficiencies of a facility divided by the current replacement value of the facility.

Educational Suitability Assessment (ESA)

The ESA measures the degree to which the facility supports teaching and learning considering the exterior and site, academic spaces, support spaces, future-ready spaces, library and media center, security, technology, storage, fixtures, furniture and equipment, environmental quality, and controllability of lighting and HVAC systems.

ESA REPORT CARD	
Summitt Elementary School	73

*The FCA and ESA scores are not a representation of the school's academic performance and does not reflect any construction or improvements performed after the assessment date.
*These are draft scores pending AISD feedback.

Links to Online Surveys:

AISD Educational Suitability Survey - https://www.surveymonkey.com/r/AISD_Educational_Suitability_Survey

AISD Cuestionario para la Condicion de Instalacion y Conveniencia Educativa - https://www.survekymonkey.com/r/AISD_Educational_Suitability_Espanol

AUSTIN Independent School District

2016 Facility Condition Assessment and Educational Suitability Assessment

SUMMITT ELEMENTARY SCHOOL

Rev. 11/30/2016

Facility Condition Assessment

Rating Scale: E Excellent · G Good · A Average · P Poor · F Fail

	BLDG-138A Main School Building	BLDG-138B Separate Classroom Building
Mechanical / HVAC		
Mechanical / HVAC	A	A
Domestic Water Distribution	A	G
Plumbing Fixtures	G	G
Elevators & Lifts	N/A	N/A
Electrical		
Electrical Distribution	G	G
Lighting	G	G
Communications & Security	G	G
Fire Alarm	G	G
Fire Protection / Suppression	A	A
Exterior Architecture		
Exterior Doors	G	G
Exterior Walls	G	G
Exterior Windows	G	G
Exterior Stairs	N/A	N/A
Roofing	G	G
Interior Architecture		
Interior Ceiling Finishes	A	G
Interior Doors	A	G
Interior Floor Finishes	G	G
Interior Walls	G	G
Interior Wall Finishes	G	G
Interior Stairs	N/A	N/A

Site / Civil	
Roadways	P
Parking Lots	P
Pedestrian Paving (Sidewalks)	A
Site Development	A
Landscaping	A
Play Fields	A

Crawl Space	
Drainage Below Building	N/A
Access / Ventilation	N/A
Foundation	N/A
Exposed Pipes	N/A
Exposed Ductwork	N/A

Education Suitability Assessment

Rating Scale

- **Excellent** 81-100
- **Good** 66-80
- **Average** 51-65
- **Unsatisfactory** 36-50
- **Very Unsatisfactory** 20-35

Assessment Area	Score
Exterior	69
General Building	83
General Academic & Elective Spaces	60
Future Ready Student Development	93
Library / Media Center	100
Security	63
Technology	50
Storage	47
Furniture, Fixtures & Equipment	73
Environmental Quality (Lighting, Odors, Pests)	80
Controllability of Systems (Lights, Temps, Blinds)	60

PERKINS+WILL

AECOM

2016 Facility Condition Assessment and Educational Suitability Assessment

AUSTIN Independent School District

SUNSET VALLEY ELEMENTARY SCHOOL
AUSTIN Independent School District

SUNSET VALLEY ELEMENTARY SCHOOL

Facility Site
3000 Jones Rd.
Austin, TX 78745

Building Area: 66,467 Square Feet
Site: 10 Acres
Date of First Construction: 1971

Assessment Timeline

Facility Condition Interview:	07/25/16
Facility Condition Field Visit:	07/25/16
Educational Suitability Interview:	07/25/16
Educational Suitability Field Visit:	07/25/16

Facility Summary

Sunset Valley Elementary was first established in 1971, and consists of the primary school along with one additional campus building. These permanent campus buildings include the Main School Building (BLDG-158A), and the Separate Classroom Building (BLDG-158B) which was constructed in 1996. All buildings are connected via covered walkways. At the time of the assessment, there was a substantial amount of construction work taking place that included restroom remodels, HVAC (heating, ventilating, and air conditioning) equipment replacement, and preparations for an addition.

Facility Condition Assessment (FCA)

The FCA is a process that is used to understand the deficiencies of a facility. It is conducted by a team of architects and engineers of various disciplines. The FCA is performed using existing data, facility staff interviews, facility walk-though assessments, analysis, and cost estimating.

FCA REPORT CARD	
Sunset Valley Elementary School	49

*The FCA score is equal to 100 minus the Facility Condition Index (FCI). The FCI is equal to the cost to maintain, repair and replace deficiencies of a facility divided by the current replacement value of the facility.

Educational Suitability Assessment (ESA)

The ESA measures the degree to which the facility supports teaching and learning considering the exterior and site, academic spaces, support spaces, future-ready spaces, library and media center, security, technology, storage, fixtures, furniture and equipment, environmental quality, and controllability of lighting and HVAC systems.

ESA REPORT CARD	
Sunset Valley Elementary School	71

*The FCA and ESA scores are not a representation of the school's academic performance and does not reflect any construction or improvements performed after the assessment date.
*These are draft scores pending AISD feedback.

Links to Online Surveys:

AISD Educational Suitability Survey - https://www.surveymonkey.com/r/AISD_Educational_Suitability_Survey

AISD Cuestionario para la Condicion de Instalacion y Conveniencia Educativa - https://www.survekymonkey.com/r/AISD_Educational_Suitability_Espanol

AUSTIN Independent School District

2016 Facility Condition Assessment and Educational Suitability Assessment

SUNSET VALLEY ELEMENTARY SCHOOL
AUSTIN Independent School District

Rev. 11/22/2016

Facility Condition Assessment

Rating Scale: E Excellent · G Good · A Average · P Poor · F Fail

	BLDG-158A Main School Building	BLDG-158B Separate Classroom Building
Mechanical / HVAC		
Mechanical / HVAC	G	A
Domestic Water Distribution	G	G
Plumbing Fixtures	G	G
Elevators & Lifts	N/A	N/A
Electrical		
Electrical Distribution	A	G
Lighting	A	G
Communications & Security	G	G
Fire Alarm	G	G
Fire Protection / Suppression	N/A	N/A
Exterior Architecture		
Exterior Doors	A	A
Exterior Walls	A	A
Exterior Windows	A	A
Exterior Stairs	N/A	N/A
Roofing	A	A
Interior Architecture		
Interior Ceiling Finishes	A	G
Interior Doors	A	A
Interior Floor Finishes	G	A
Interior Walls	A	A
Interior Wall Finishes	A	A
Interior Stairs	G	N/A

Site / Civil	
Roadways	P
Parking Lots	P
Pedestrian Paving (Sidewalks)	A
Site Development	P
Landscaping	G
Play Fields	G

Crawl Space (BLDG-158A)	
Drainage Below Building	P
Access / Ventilation	A
Foundation	P
Exposed Pipes	A
Exposed Ductwork	N/A

Education Suitability Assessment

Rating Scale

- **Excellent** 81-100
- **Good** 66-80
- **Average** 51-65
- **Unsatisfactory** 36-50
- **Very Unsatisfactory** 20-35

Assessment Area	Score
Exterior	74
General Building	50
General Academic & Elective Spaces	69
Future Ready Student Development	58
Library / Media Center	100
Security	68
Technology	60
Storage	60
Furniture, Fixtures & Equipment	100
Environmental Quality (Lighting, Odors, Pests)	68
Controllability of Systems (Lights, Temps, Blinds)	60

PERKINS+WILL

AECOM

AUSTIN
Independent School District

2016 Facility Condition Assessment and Educational Suitability Assessment

TRAVIS HEIGHTS ELEMENTARY SCHOOL

Facility Site
2010 Alameda Drive
Austin, TX 78704

Building Area: 59,658 Square Feet
Site: 3 Acres
Date of First Construction: 1938

Assessment Timeline

Facility Condition Interview:	06/22/16
Facility Condition Field Visit:	06/27/16
Educational Suitability Interview:	08/09/16
Educational Suitability Field Visit:	08/09/16

Facility Summary

Travis Heights Elementary School was first established in 1938, and consists of the primary school along with two additional campus buildings. These permanent campus buildings include the Main School Building (BLDG-140A) opened in 1938, the Gymnasium Building (BLDG-140B) opened in 1985, and the Separate Classroom Building (BLDG-140C) opened in 1994. The buildings are connected to one another by a series of exterior covered concrete sidewalks.

Facility Condition Assessment (FCA)

The FCA is a process that is used to understand the deficiencies of a facility. It is conducted by a team of architects and engineers of various disciplines. The FCA is performed using existing data, facility staff interviews, facility walk-though assessments, analysis, and cost estimating.

FCA REPORT CARD	
Travis Heights Elementary School	55

*The FCA score is equal to 100 minus the Facility Condition Index (FCI). The FCI is equal to the cost to maintain, repair and replace deficiencies of a facility divided by the current replacement value of the facility.

Educational Suitability Assessment (ESA)

The ESA measures the degree to which the facility supports teaching and learning considering the exterior and site, academic spaces, support spaces, future-ready spaces, library and media center, security, technology, storage, fixtures, furniture and equipment, environmental quality, and controllability of lighting and HVAC systems.

ESA REPORT CARD	
Travis Heights Elementary School	62

*The FCA and ESA scores are not a representation of the school's academic performance and does not reflect any construction or improvements performed after the assessment date. This is a draft score pending AISD feedback.

Links to Online Surveys:

AISD Educational Suitability Survey - https://www.surveymonkey.com/r/AISD_Educational_Suitability_Survey

AISD Cuestionario para la Condicion de Instalacion y Conveniencia Educativa - https://www.survekymonkey.com/r/AISD_Educational_Suitability_Espanol

2016 Facility Condition Assessment and Educational Suitability Assessment

AUSTIN Independent School District

Rev. 11/22/2016

Facility Condition Assessment

Rating Scale: E Excellent · G Good · A Average · P Poor · F Fail

	BLDG-140A Main School Building	BLDG-140B Gymnasium Building	BLDG-140C Separate Classroom Building
Mechanical / HVAC			
Mechanical / HVAC	P	G	P
Domestic Water Distribution	A	A	A
Plumbing Fixtures	A	A	A
Elevators & Lifts	N/A	P	N/A
Electrical			
Electrical Distribution	P	G	G
Lighting	P	P	P
Communications & Security	A	G	A
Fire Alarm	G	G	G
Fire Protection / Suppression	G	N/A	N/A
Exterior Architecture			
Exterior Doors	G	A	G
Exterior Walls	G	A	G
Exterior Windows	G	A	G
Exterior Stairs	G	G	G
Roofing	A	N/A	A
Interior Architecture			
Interior Ceiling Finishes	A	G	G
Interior Doors	G	G	G
Interior Floor Finishes	G	G	G
Interior Walls	G	G	G
Interior Wall Finishes	G	G	G
Interior Stairs	G	G	G

Site / Civil	
Roadways	N/A
Parking Lots	A
Pedestrian Paving (Sidewalks)	A
Site Development	A
Landscaping	A
Play Fields	N/A

Crawl Space	
Drainage Below Building	G
Access / Ventilation	A
Foundation	A
Exposed Pipes	G
Exposed Ductwork	G

Education Suitability Assessment

Rating Scale

- **Excellent** 81-100
- **Good** 66-80
- **Average** 51-65
- **Unsatisfactory** 36-50
- **Very Unsatisfactory** 20-35

Assessment Area	Score
Exterior	42
General Building	63
General Academic & Elective Spaces	65
Future Ready Student Development	60
Library / Media Center	80
Security	48
Technology	50
Storage	40
Furniture, Fixtures & Equipment	73
Environmental Quality (Lighting, Odors, Pests)	64
Controllability of Systems (Lights, Temps, Blinds)	76

PERKINS+WILL

AECOM

2016 Facility Condition Assessment and Educational Suitability Assessment

AUSTIN Independent School District

TRAVIS HIGH SCHOOL
AUSTIN Independent School District

TRAVIS HIGH SCHOOL

Facility Site

1211 E. Oltorf St.
Austin, TX 78704

Building Area: 285,468 Square Feet
Site: 35 Acres
Date of First Construction: 1953

Assessment Timeline

Facility Condition Interview:	05/16/16
Facility Condition Field Visit:	05/16/16
Educational Suitability Interview:	05/16/16
Educational Suitability Field Visit:	05/16/16

Facility Summary

Travis High School was established in 1953, and consists of the primary school along with five additional campus buildings. These permanent campus buildings include the Main School Building (BLDG-007A), the Gym (BLDG-007B), the Weight Room (BLDG-007C), the Pump Room (BLDG-007D), the Boiler House (BLDG-007E), and the Mechanical Building (BLDG-007F). The buildings are connected to one another by a series of exterior uncovered concrete sidewalks.

Facility Condition Assessment (FCA)

The FCA is a process that is used to understand the deficiencies of a facility. It is conducted by a team of architects and engineers of various disciplines. The FCA is performed using existing data, facility staff interviews, facility walk-though assessments, analysis, and cost estimating.

FCA REPORT CARD	
Travis High School	58

*The FCA score is equal to 100 minus the Facility Condition Index (FCI). The FCI is equal to the cost to maintain, repair and replace deficiencies of a facility divided by the current replacement value of the facility.

Educational Suitability Assessment (ESA)

The ESA measures the degree to which the facility supports teaching and learning considering the exterior and site, academic spaces, support spaces, future-ready spaces, library and media center, security, technology, storage, fixtures, furniture and equipment, environmental quality, and controllability of lighting and HVAC systems.

ESA REPORT CARD	
Travis High School	45

*The FCA and ESA scores are not a representation of the school's academic performance and does not reflect any construction or improvements performed after the assessment date.
*These are draft scores pending AISD feedback.
*Travis HS has a total of 6 buildings that were assessed. The scores and ratings for those buildings can be found in the FCA report.

Links to Online Surveys:

AISD Educational Suitability Survey - https://www.surveymonkey.com/r/AISD_Educational_Suitability_Survey

AISD Cuestionario para la Condicion de Instalacion y Conveniencia Educativa - https://www.survekymonkey.com/r/AISD_Educational_Suitability_Espanol

PERKINS+WILL

AECOM

Rev. 11/22/2016

2016 Facility Condition Assessment and Educational Suitability Assessment

AUSTIN Independent School District

TRAVIS HIGH SCHOOL
AUSTIN Independent School District

Rev. 11/22/2016

Facility Condition Assessment

Rating Scale: E Excellent · G Good · A Average · P Poor · F Fail

	BLDG-007A Main School Building	BLDG-007B Gymnasium	BLDG-007C Weight Room / Shop Bldg.
Mechanical / HVAC			
Mechanical / HVAC	A	A	A
Domestic Water Distribution	A	A	A
Plumbing Fixtures	G	G	A
Elevators & Lifts	G	N/A	N/A
Electrical			
Electrical Distribution	P	P	P
Lighting	P	P	P
Communications & Security	A	A	A
Fire Alarm	G	G	A
Fire Protection / Suppression	G	G	G
Exterior Architecture			
Exterior Doors	A	A	A
Exterior Walls	G	A	A
Exterior Windows	G	P	P
Exterior Stairs	A	P	N/A
Roofing	A	A	P
Interior Architecture			
Interior Ceiling Finishes	A	G	P
Interior Doors	A	G	P
Interior Floor Finishes	A	G	P
Interior Walls	A	G	P
Interior Wall Finishes	A	A	P
Interior Stairs	A	A	N/A

Site / Civil	
Roadways	P
Parking Lots	A
Pedestrian Paving (Sidewalks)	A
Site Development	A
Landscaping	A
Play Fields	A

Crawl Space (BLDG-007A)	
Drainage Below Building	A
Access / Ventilation	A
Foundation	A
Exposed Pipes	P
Exposed Ductwork	N/A

Education Suitability Assessment

Rating Scale

- **Excellent** 81-100
- **Good** 66-80
- **Average** 51-65
- **Unsatisfactory** 36-50
- **Very Unsatisfactory** 20-35

Assessment Area	Score
Exterior	32
General Building	50
General Academic & Elective Spaces	48
Future Ready Student Development	32
Library / Media Center	62
Security	45
Technology	30
Storage	40
Furniture, Fixtures & Equipment	35
Environmental Quality (Lighting, Odors, Pests)	64
Controllability of Systems (Lights, Temps, Blinds)	60

PERKINS+WILL

AECOM

AUSTIN Independent School District

2016 Facility Condition Assessment and Educational Suitability Assessment

UPHAUS EARLY CHILDHOOD CENTER

UPHAUS EARLY CHILDHOOD CENTER

Facility Site
5200 Freidrich Lane
Austin, TX 78744

Building Area: 73,690 Square Feet
Site: 7 Acres
Date of First Construction: 2011

Assessment Timeline

Facility Condition Interview:	07/28/16
Facility Condition Field Visit:	07/28/16
Educational Suitability Interview:	07/28/16
Educational Suitability Field Visit:	07/28/16

Facility Summary



Uphaus Early Childhood Center was first established in 2012, and consists of the primary school building. This permanent campus building, listed as the Main School Building (BLDG-177A), supports classrooms, a cafeteria, library, and gymnasium. This structure is connected by metal-covered cement walkways.

Facility Condition Assessment (FCA)

The FCA is a process that is used to understand the deficiencies of a facility. It is conducted by a team of architects and engineers of various disciplines. The FCA is performed using existing data, facility staff interviews, facility walk-though assessments, analysis, and cost estimating.

FCA REPORT CARD	
Uphaus Early Childhood Center	66

*The FCA score is equal to 100 minus the Facility Condition Index (FCI). The FCI is equal to the cost to maintain, repair and replace deficiencies of a facility divided by the current replacement value of the facility.

Educational Suitability Assessment (ESA)

The ESA measures the degree to which the facility supports teaching and learning considering the exterior and site, academic spaces, support spaces, future-ready spaces, library and media center, security, technology, storage, fixtures, furniture and equipment, environmental quality, and controllability of lighting and HVAC systems.

ESA REPORT CARD	
Uphaus Early Childhood Center	95

*The FCA and ESA scores are not a representation of the school's academic performance and does not reflect any construction or improvements performed after the assessment date.
*These are draft scores pending AISD feedback.

Links to Online Surveys:

AISD Educational Suitability Survey - https://www.surveymonkey.com/r/AISD_Educational_Suitability_Survey

AISD Cuestionario para la Condicion de Instalacion y Conveniencia Educativa - https://www.survekymonkey.com/r/AISD_Educational_Suitability_Espanol

AUSTIN Independent School District

2016 Facility Condition Assessment and Educational Suitability Assessment

UPHAUS EARLY CHILDHOOD CENTER

Rev. 11/30/2016

Facility Condition Assessment

Rating Scale: E Excellent; G Good; A Average; P Poor; F Fail

	BLDG-177A Main School Building
Mechanical / HVAC	
Mechanical / HVAC	A
Domestic Water Distribution	G
Plumbing Fixtures	G
Elevators & Lifts	N/A
Electrical	
Electrical Distribution	G
Lighting	A
Communications & Security	P
Fire Alarm	G
Fire Protection / Suppression	G
Exterior Architecture	
Exterior Doors	G
Exterior Walls	G
Exterior Windows	G
Exterior Stairs	N/A
Roofing	G
Interior Architecture	
Interior Ceiling Finishes	G
Interior Doors	G
Interior Floor Finishes	G
Interior Walls	G
Interior Wall Finishes	G
Interior Stairs	N/A

Site / Civil	
Roadways	G
Parking Lots	G
Pedestrian Paving (Sidewalks)	G
Site Development	A
Landscaping	A
Play Fields	A

Crawl Space	
Drainage Below Building	N/A
Access / Ventilation	N/A
Foundation	N/A
Exposed Pipes	N/A
Exposed Ductwork	N/A

Education Suitability Assessment

Rating Scale

- **Excellent** 81-100
- **Good** 66-80
- **Average** 51-65
- **Unsatisfactory** 36-50
- **Very Unsatisfactory** 20-35

Assessment Area	Score
Exterior	86
General Building	93
General Academic & Elective Spaces	98
Future Ready Student Development	95
Library / Media Center	95
Security	82
Technology	100
Storage	100
Furniture, Fixtures & Equipment	100
Environmental Quality (Lighting, Odors, Pests)	96
Controllability of Systems (Lights, Temps, Blinds)	84

PERKINS+WILL

AECOM

AUSTIN Independent School District

2016 Facility Condition Assessment and Educational Suitability Assessment

WALNUT CREEK ELEMENTARY SCHOOL

WALNUT CREEK ELEMENTARY SCHOOL

Facility Site
401 W. Braker Lane
Austin, TX 78753

Building Area: 79,223 Square Feet
Site: 12 Acres
Date of First Construction: 1961

Assessment Timeline

Facility Condition Interview:	08/04/16
Facility Condition Field Visit:	08/08/16
Educational Suitability Interview:	08/04/16
Educational Suitability Field Visit:	08/04/16

Facility Summary

Walnut Creek Elementary School was established in 1961, and consists of two permanent campus buildings. The Main School Building (BLDG-141A) includes administration offices, classrooms, gymnasium and cafeteria. The other permanent campus building is the Separate Building (BLDG-141B), which is a classroom addition constructed in 1999.

Facility Condition Assessment (FCA)

The FCA is a process that is used to understand the deficiencies of a facility. It is conducted by a team of architects and engineers of various disciplines. The FCA is performed using existing data, facility staff interviews, facility walk-though assessments, analysis, and cost estimating.

FCA REPORT CARD	
Walnut Creek Elementary School	45

*The FCA score is equal to 100 minus the Facility Condition Index (FCI). The FCI is equal to the cost to maintain, repair and replace deficiencies of a facility divided by the current replacement value of the facility.

Educational Suitability Assessment (ESA)

The ESA measures the degree to which the facility supports teaching and learning considering the exterior and site, academic spaces, support spaces, future-ready spaces, library and media center, security, technology, storage, fixtures, furniture and equipment, environmental quality, and controllability of lighting and HVAC systems.

ESA REPORT CARD	
Walnut Creek Elementary School	57

*The FCA and ESA scores are not a representation of the school's academic performance and does not reflect any construction or improvements performed after the assessment date.
*These are draft scores pending AISD feedback.

Links to Online Surveys:

AISD Educational Suitability Survey - https://www.surveymonkey.com/r/AISD_Educational_Suitability_Survey

AISD Cuestionario para la Condicion de Instalacion y Conveniencia Educativa - https://www.survekymonkey.com/r/AISD_Educational_Suitability_Espanol

AUSTIN Independent School District

2016 Facility Condition Assessment and Educational Suitability Assessment

WALNUT CREEK ELEMENTARY SCHOOL

Rev. 11/22/2016

Facility Condition Assessment

Rating Scale: E Excellent; G Good; A Average; P Poor; F Fail

	BLDG-141A Main School Building	BLDG-141B Classroom Building
Mechanical / HVAC		
Mechanical / HVAC	A	A
Domestic Water Distribution	A	A
Plumbing Fixtures	A	A
Elevators & Lifts	N/A	N/A
Electrical		
Electrical Distribution	A	G
Lighting	A	G
Communications & Security	G	G
Fire Alarm	G	G
Fire Protection / Suppression	G	A
Exterior Architecture		
Exterior Doors	A	A
Exterior Walls	G	G
Exterior Windows	P	G
Exterior Stairs	A	N/A
Roofing	A	A
Interior Architecture		
Interior Ceiling Finishes	A	G
Interior Doors	A	G
Interior Floor Finishes	A	G
Interior Walls	A	G
Interior Wall Finishes	G	G
Interior Stairs	A	N/A

Site / Civil	
Roadways	P
Parking Lots	P
Pedestrian Paving (Sidewalks)	A
Site Development	P
Landscaping	A
Play Fields	A

Crawl Space	
Drainage Below Building	N/A
Access / Ventilation	N/A
Foundation	N/A
Exposed Pipes	N/A
Exposed Ductwork	N/A

Education Suitability Assessment

Rating Scale

- **Excellent** 81-100
- **Good** 66-80
- **Average** 51-65
- **Unsatisfactory** 36-50
- **Very Unsatisfactory** 20-35

Assessment Area	Score
Exterior	54
General Building	53
General Academic & Elective Spaces	43
Future Ready Student Development	58
Library / Media Center	75
Security	60
Technology	50
Storage	53
Furniture, Fixtures & Equipment	75
Environmental Quality (Lighting, Odors, Pests)	72
Controllability of Systems (Lights, Temps, Blinds)	44

PERKINS+WILL

AECOM

2016 Facility Condition Assessment and Educational Suitability Assessment

WEBB MIDDLE SCHOOL & PRIMARY CENTER

Facility Site

601 E. St. Johns Ave.
Austin, TX 78752

Building Area: 120,985 Square Feet
Site: 16 Acres
Date of First Construction: 1961

Assessment Timeline

Facility Condition Interview:	08/04/16
Facility Condition Field Visit:	08/08/16
Educational Suitability Interview:	08/04/16
Educational Suitability Field Visit:	07/12/16

Facility Summary

Webb Middle School was established in 1961 and consists of the primary school along with one additional campus building. These permanent campus buildings include the Main School Building (BLDG-053A) and the Separate Band Hall (BLDG-053B), which was constructed in 2009. The buildings are connected to one another by an exterior covered concrete sidewalk.

Facility Condition Assessment (FCA)

The FCA is a process that is used to understand the deficiencies of a facility. It is conducted by a team of architects and engineers of various disciplines. The FCA is performed using existing data, facility staff interviews, facility walk-though assessments, analysis, and cost estimating.

FCA REPORT CARD	
Webb MS & Primary Center	52

*The FCA score is equal to 100 minus the Facility Condition Index (FCI). The FCI is equal to the cost to maintain, repair and replace deficiencies of a facility divided by the current replacement value of the facility.

Educational Suitability Assessment (ESA)

The ESA measures the degree to which the facility supports teaching and learning considering the exterior and site, academic spaces, support spaces, future-ready spaces, library and media center, security, technology, storage, fixtures, furniture and equipment, environmental quality, and controllability of lighting and HVAC systems.

ESA REPORT CARD	
Webb MS & Primary Center	43

*The FCA and ESA scores are not a representation of the school's academic performance and does not reflect any construction or improvements performed after the assessment date.
*These are draft scores pending AISD feedback.

Links to Online Surveys:

AISD Educational Suitability Survey - https://www.surveymonkey.com/r/AISD_Educational_Suitability_Survey

AISD Cuestionario para la Condicion de Instalacion y Conveniencia Educativa - https://www.survekymonkey.com/r/AISD_Educational_Suitability_Espanol

2016 Facility Condition Assessment and Educational Suitability Assessment

AUSTIN Independent School District

WEBB MIDDLE SCHOOL
AUSTIN Independent School District

Rev. 11/22/2016

Facility Condition Assessment

Rating Scale: E Excellent · G Good · A Average · P Poor · F Fail

	BLDG-053A Main School Building	BLDG-053B Band Hall
Mechanical / HVAC		
Mechanical / HVAC	A	A
Domestic Water Distribution	G	G
Plumbing Fixtures	A	G
Elevators & Lifts	G	N/A
Electrical		
Electrical Distribution	A	G
Lighting	P	G
Communications & Security	G	G
Fire Alarm	G	G
Fire Protection / Suppression	N/A	A
Exterior Architecture		
Exterior Doors	A	G
Exterior Walls	G	G
Exterior Windows	A	G
Exterior Stairs	A	G
Roofing	A	G
Interior Architecture		
Interior Ceiling Finishes	A	G
Interior Doors	A	G
Interior Floor Finishes	A	G
Interior Walls	A	G
Interior Wall Finishes	A	G
Interior Stairs	A	N/A

Site / Civil	
Roadways	A
Parking Lots	A
Pedestrian Paving (Sidewalks)	A
Site Development	P
Landscaping	A
Play Fields	A

Crawl Space (BLDG-053A)	
Drainage Below Building	A
Access / Ventilation	A
Foundation	P
Exposed Pipes	A
Exposed Ductwork	A

Education Suitability Assessment

Rating Scale

- **Excellent** 81-100
- **Good** 66-80
- **Average** 51-65
- **Unsatisfactory** 36-50
- **Very Unsatisfactory** 20-35

Assessment Area	Score
Exterior	34
General Building	43
General Academic & Elective Spaces	48
Future Ready Student Development	35
Library / Media Center	58
Security	31
Technology	50
Storage	33
Furniture, Fixtures & Equipment	45
Environmental Quality (Lighting, Odors, Pests)	44
Controllability of Systems (Lights, Temps, Blinds)	28

PERKINS+WILL

AECOM

2016 Facility Condition Assessment and Educational Suitability Assessment

WIDEN ELEMENTARY SCHOOL

Facility Site

5605 Nuckols Crossing
Austin, TX 78744

Building Area: 74,523 Square Feet
Site: 11 Acres
Date of First Construction: 1986

Assessment Timeline

Facility Condition Interview:	07/19/16
Facility Condition Field Visit:	07/11/16
Educational Suitability Interview:	07/19/16
Educational Suitability Field Visit:	07/19/16

Facility Summary

Widen Elementary School was first established in 1986, and consists of two main buildings. The permanent campus buildings are the Main School Building (BLDG-175A), which includes the administration offices, classrooms, library, cafeteria, and gymnasium, and the Separate Classroom Building (BLDG-175B). The two buildings are connected by an exterior covered walkway.

Facility Condition Assessment (FCA)

The FCA is a process that is used to understand the deficiencies of a facility. It is conducted by a team of architects and engineers of various disciplines. The FCA is performed using existing data, facility staff interviews, facility walk-though assessments, analysis, and cost estimating.

FCA REPORT CARD	
Widen Elementary School	62

*The FCA score is equal to 100 minus the Facility Condition Index (FCI). The FCI is equal to the cost to maintain, repair and replace deficiencies of a facility divided by the current replacement value of the facility.

Educational Suitability Assessment (ESA)

The ESA measures the degree to which the facility supports teaching and learning considering the exterior and site, academic spaces, support spaces, future-ready spaces, library and media center, security, technology, storage, fixtures, furniture and equipment, environmental quality, and controllability of lighting and HVAC systems.

ESA REPORT CARD	
Widen Elementary School	53

*The FCA and ESA scores are not a representation of the school's academic performance and does not reflect any construction or improvements performed after the assessment date.
*These are draft scores pending AISD feedback.

Links to Online Surveys:

AISD Educational Suitability Survey - https://www.surveymonkey.com/r/AISD_Educational_Suitability_Survey

AISD Cuestionario para la Condicion de Instalacion y Conveniencia Educativa - https://www.survekymonkey.com/r/AISD_Educational_Suitability_Espanol

2016 Facility Condition Assessment and Educational Suitability Assessment

AUSTIN Independent School District

WIDÉN ELEMENTARY SCHOOL
AUSTIN Independent School District

Rev. 11/22/2016

Facility Condition Assessment

Rating Scale: E Excellent · G Good · A Average · P Poor · F Fail

	BLDG-175A Main School Building	BLDG-175B Separate Classroom Building
Mechanical / HVAC		
Mechanical / HVAC	A	A
Domestic Water Distribution	A	A
Plumbing Fixtures	A	A
Elevators & Lifts	N/A	N/A
Electrical		
Electrical Distribution	A	G
Lighting	A	G
Communications & Security	A	G
Fire Alarm	A	G
Fire Protection / Suppression	A	A
Exterior Architecture		
Exterior Doors	A	A
Exterior Walls	G	G
Exterior Windows	G	G
Exterior Stairs	A	N/A
Roofing	G	G
Interior Architecture		
Interior Ceiling Finishes	G	G
Interior Doors	G	G
Interior Floor Finishes	A	G
Interior Walls	G	G
Interior Wall Finishes	A	G
Interior Stairs	G	N/A

Site / Civil	
Roadways	P
Parking Lots	P
Pedestrian Paving (Sidewalks)	A
Site Development	A
Landscaping	G
Play Fields	G

Crawl Space	
Drainage Below Building	N/A
Access / Ventilation	N/A
Foundation	N/A
Exposed Pipes	N/A
Exposed Ductwork	N/A

Education Suitability Assessment

Rating Scale

- **Excellent** 81-100
- **Good** 66-80
- **Average** 51-65
- **Unsatisfactory** 36-50
- **Very Unsatisfactory** 20-35

Assessment Area	Score
Exterior	60
General Building	53
General Academic & Elective Spaces	49
Future Ready Student Development	53
Library / Media Center	76
Security	34
Technology	30
Storage	47
Furniture, Fixtures & Equipment	40
Environmental Quality (Lighting, Odors, Pests)	60
Controllability of Systems (Lights, Temps, Blinds)	68

PERKINS+WILL

AECOM

2016 Facility Condition Assessment and Educational Suitability Assessment

AUSTIN Independent School District

WILLIAMS ELEMENTARY SCHOOL
AUSTIN Independent School District

WILLIAMS ELEMENTARY SCHOOL

Facility Site

500 Mairo St.
Austin, TX 78748

Building Area: 64,846 Square Feet
Site: 14 Acres
Date of First Construction: 1976

Assessment Timeline

Facility Condition Interview:	08/02/16
Facility Condition Field Visit:	08/08/16
Educational Suitability Interview:	08/02/16
Educational Suitability Field Visit:	08/02/16

Facility Summary

Williams Elementary School was first established in 1976, and has one permanent campus building. The Main School Building (BLDG-166A) contains administration offices, classrooms, cafeteria, and gymnasium.

Facility Condition Assessment (FCA)

The FCA is a process that is used to understand the deficiencies of a facility. It is conducted by a team of architects and engineers of various disciplines. The FCA is performed using existing data, facility staff interviews, facility walk-though assessments, analysis, and cost estimating.

FCA REPORT CARD	
Williams Elementary School	42

*The FCA score is equal to 100 minus the Facility Condition Index (FCI). The FCI is equal to the cost to maintain, repair and replace deficiencies of a facility divided by the current replacement value of the facility.

Educational Suitability Assessment (ESA)

The ESA measures the degree to which the facility supports teaching and learning considering the exterior and site, academic spaces, support spaces, future-ready spaces, library and media center, security, technology, storage, fixtures, furniture and equipment, environmental quality, and controllability of lighting and HVAC systems.

ESA REPORT CARD	
Williams Elementary School	47

*The FCA and ESA scores are not a representation of the school's academic performance and does not reflect any construction or improvements performed after the assessment date.
*These are draft scores pending AISD feedback.

Links to Online Surveys:

AISD Educational Suitability Survey - https://www.surveymonkey.com/r/AISD_Educational_Suitability_Survey

AISD Cuestionario para la Condicion de Instalacion y Conveniencia Educativa - https://www.survekymonkey.com/r/AISD_Educational_Suitability_Espanol

2016 Facility Condition Assessment and Educational Suitability Assessment

AUSTIN Independent School District

WILLIAMS ELEMENTARY SCHOOL
AUSTIN Independent School District

Rev. 11/22/2016

Facility Condition Assessment

Rating Scale: E Excellent · G Good · A Average · P Poor · F Fail

	BLDG-166A Main School Building
Mechanical / HVAC	
Mechanical / HVAC	A
Domestic Water Distribution	G
Plumbing Fixtures	A
Elevators & Lifts	N/A
Electrical	
Electrical Distribution	A
Lighting	A
Communications & Security	G
Fire Alarm	G
Fire Protection / Suppression	G
Exterior Architecture	
Exterior Doors	A
Exterior Walls	G
Exterior Windows	G
Exterior Stairs	A
Roofing	A
Interior Architecture	
Interior Ceiling Finishes	G
Interior Doors	A
Interior Floor Finishes	G
Interior Walls	G
Interior Wall Finishes	G
Interior Stairs	N/A

Site / Civil	
Roadways	A
Parking Lots	G
Pedestrian Paving (Sidewalks)	A
Site Development	G
Landscaping	G
Play Fields	G

Crawl Space (BLDG-166A)	
Drainage Below Building	A
Access / Ventilation	A
Foundation	P
Exposed Pipes	A
Exposed Ductwork	A

Education Suitability Assessment

Rating Scale

- **Excellent** 81-100
- **Good** 66-80
- **Average** 51-65
- **Unsatisfactory** 36-50
- **Very Unsatisfactory** 20-35

Assessment Area	Score
Exterior	52
General Building	63
General Academic & Elective Spaces	43
Future Ready Student Development	40
Library / Media Center	65
Security	51
Technology	40
Storage	33
Furniture, Fixtures & Equipment	60
Environmental Quality (Lighting, Odors, Pests)	44
Controllability of Systems (Lights, Temps, Blinds)	36

PERKINS+WILL

AECOM

AUSTIN Independent School District

2016 Facility Condition Assessment and Educational Suitability Assessment

WINN ELEMENTARY SCHOOL
AUSTIN Independent School District

WINN ELEMENTARY SCHOOL

Facility Site

3500 Susquehanna Lane
Austin, TX 78723

Building Area: 62,087 Square Feet
Site: 10 Acres
Date of First Construction: 1970

Assessment Timeline

Facility Condition Interview:	05/18/16
Educational Suitability Interview:	05/18/16
Facility Condition Field Visit:	05/18/16
Educational Suitability Field Visit:	05/18/16

Facility Summary



John B. Winn Elementary School was first established in 1970, and consists two permanent campus buildings, the two-story Main School Building (BLDG-157A) and the one-story separate Classroom Building (BLDG-157B). The buildings are connected by a covered sidewalk. Construction of a separate Library Building will begin in September 2016. The existing library area will be remodeled into support space. The library will function in a portable for the 2016/2017 School Year and is scheduled to open for the 2017/2018 School Year.

Facility Condition Assessment (FCA)

The FCA is a process that is used to understand the deficiencies of a facility. It is conducted by a team of architects and engineers of various disciplines. The FCA is performed using existing data, facility staff interviews, facility walk-though assessments, analysis, and cost estimating.

FCA REPORT CARD	
Winn Elementary School	46

*The FCA score is equal to 100 minus the Facility Condition Index (FCI). The FCI is equal to the cost to maintain, repair and replace deficiencies of a facility divided by the current replacement value of the facility.

Educational Suitability Assessment (ESA)

The ESA measures the degree to which the facility supports teaching and learning considering the exterior and site, academic spaces, support spaces, future-ready spaces, library and media center, security, technology, storage, fixtures, furniture and equipment, environmental quality, and controllability of lighting and HVAC systems.

ESA REPORT CARD	
Winn Elementary School	43

*The FCA and ESA scores are not a representation of the school's academic performance and does not reflect any construction or improvements performed after the assessment date.

Links to Online Surveys:

AISD Educational Suitability Survey - https://www.surveymonkey.com/r/AISD_Educational_Suitability_Survey

AISD Cuestionario para la Condicion de Instalacion y Conveniencia Educativa - https://www.survekymonkey.com/r/AISD_Educational_Suitability_Espanol

2016 Facility Condition Assessment and Educational Suitability Assessment

AUSTIN Independent School District

WINN ELEMENTARY SCHOOL
AUSTIN Independent School District

Rev. 11/28/2016

Facility Condition Assessment

Rating Scale: E Excellent · G Good · A Average · P Poor · F Fail

	BLDG-157A Main School Building	BLDG-157B Separate Classroom Building
Mechanical / HVAC		
Mechanical / HVAC	A	A
Domestic Water Distribution	A	G
Plumbing Fixtures	A	G
Elevators & Lifts	A	N/A
Electrical		
Electrical Distribution	A	G
Lighting	A	G
Communications & Security	G	G
Fire Alarm	G	G
Fire Protection / Suppression	G	G
Exterior Architecture		
Exterior Doors	A	A
Exterior Walls	G	G
Exterior Windows	A	G
Exterior Stairs	G	G
Roofing	A	A
Interior Architecture		
Interior Ceiling Finishes	A	G
Interior Doors	A	G
Interior Floor Finishes	A	G
Interior Walls	A	G
Interior Wall Finishes	A	G
Interior Stairs	G	N/A

Site / Civil	
Roadways	A
Parking Lots	G
Pedestrian Paving (Sidewalks)	A
Site Development	A
Landscaping	A
Play Fields	A

Crawl Space (BLDG-157A)	
Drainage Below Building	A
Access / Ventilation	A
Foundation	A
Exposed Pipes	A
Exposed Ductwork	G

Education Suitability Assessment

Rating Scale

- **Excellent** 81-100
- **Good** 66-80
- **Average** 51-65
- **Unsatisfactory** 36-50
- **Very Unsatisfactory** 20-35

Assessment Area	Score
Exterior	46
General Building	63
General Academic & Elective Spaces	51
Future Ready Student Development	33
Library / Media Center	20
Security	40
Technology	40
Storage	20
Furniture, Fixtures & Equipment	40
Environmental Quality (Lighting, Odors, Pests)	64
Controllability of Systems (Lights, Temps, Blinds)	68

PERKINS+WILL

AECOM

2016 Facility Condition Assessment and Educational Suitability Assessment

AUSTIN Independent School District

WOOLDRIDGE ELEMENTARY SCHOOL
AUSTIN Independent School District

WOOLDRIDGE ELEMENTARY SCHOOL

Facility Site

1412 Norseman Terrace
Austin, TX 78758

Building Area: 70,474 Square Feet
Site: 12 Acres
Date of First Construction: 1969

Assessment Timeline

Facility Condition Interview:	07/25/16
Facility Condition Field Visit:	07/25/16
Educational Suitability Interview:	08/17/16
Educational Suitability Field Visit:	08/17/16

Facility Summary

Woolridge Elementary School was built in 1969. It consists of the Main School Building (BLDG-152A), which houses administration offices, classrooms, cafeteria, library, and gymnasium, and the Separate Classroom Building (BLDG-152B), which is one story and was built in 1998. The buildings are connected by a covered walkway.

Facility Condition Assessment (FCA)

The FCA is a process that is used to understand the deficiencies of a facility. It is conducted by a team of architects and engineers of various disciplines. The FCA is performed using existing data, facility staff interviews, facility walk-though assessments, analysis, and cost estimating.

FCA REPORT CARD	
Wooldridge Elementary School	65

*The FCA score is equal to 100 minus the Facility Condition Index (FCI). The FCI is equal to the cost to maintain, repair and replace deficiencies of a facility divided by the current replacement value of the facility.

Educational Suitability Assessment (ESA)

The ESA measures the degree to which the facility supports teaching and learning considering the exterior and site, academic spaces, support spaces, future-ready spaces, library and media center, security, technology, storage, fixtures, furniture and equipment, environmental quality, and controllability of lighting and HVAC systems.

ESA REPORT CARD	
Wooldridge Elementary School	49

*The FCA and ESA scores are not a representation of the school's academic performance and does not reflect any construction or improvements performed after the assessment date.
*These are draft scores pending AISD feedback.

Links to Online Surveys:

AISD Educational Suitability Survey - https://www.surveymonkey.com/r/AISD_Educational_Suitability_Survey

AISD Cuestionario para la Condicion de Instalacion y Conveniencia Educativa - https://www.survekymonkey.com/r/AISD_Educational_Suitability_Espanol

2016 Facility Condition Assessment and Educational Suitability Assessment

AUSTIN Independent School District

WOOLDRIDGE ELEMENTARY SCHOOL
AUSTIN Independent School District

Rev. 11/22/2016

Facility Condition Assessment

Rating Scale: E Excellent · G Good · A Average · P Poor · F Fail

	BLDG-152A Main School Building	BLDG-152B Classroom Building
Mechanical / HVAC		
Mechanical / HVAC	A	A
Domestic Water Distribution	G	N/A
Plumbing Fixtures	A	A
Elevators & Lifts	G	N/A
Electrical		
Electrical Distribution	A	G
Lighting	A	G
Communications & Security	G	G
Fire Alarm	G	G
Fire Protection / Suppression	P	A
Exterior Architecture		
Exterior Doors	G	G
Exterior Walls	G	G
Exterior Windows	G	G
Exterior Stairs	N/A	N/A
Roofing	G	A
Interior Architecture		
Interior Ceiling Finishes	P	G
Interior Doors	A	G
Interior Floor Finishes	A	G
Interior Walls	A	G
Interior Wall Finishes	A	A
Interior Stairs	G	N/A

Site / Civil	
Roadways	A
Parking Lots	A
Pedestrian Paving (Sidewalks)	A
Site Development	G
Landscaping	A
Play Fields	A

Crawl Space	
Drainage Below Building	N/A
Access / Ventilation	N/A
Foundation	N/A
Exposed Pipes	N/A
Exposed Ductwork	N/A

Education Suitability Assessment

Rating Scale

- **Excellent** 81-100
- **Good** 66-80
- **Average** 51-65
- **Unsatisfactory** 36-50
- **Very Unsatisfactory** 20-35

Assessment Area	Score
Exterior	58
General Building	67
General Academic & Elective Spaces	49
Future Ready Student Development	40
Library / Media Center	73
Security	45
Technology	40
Storage	27
Furniture, Fixtures & Equipment	40
Environmental Quality (Lighting, Odors, Pests)	56
Controllability of Systems (Lights, Temps, Blinds)	44

PERKINS+WILL

AECOM

2016 Facility Condition Assessment and Educational Suitability Assessment

AUSTIN Independent School District

WOOTEN ELEMENTARY SCHOOL AUSTIN Independent School District

WOOTEN ELEMENTARY SCHOOL

Facility Site

1406 Dale St.
Austin, TX 78757

Building Area: 53,689 Square Feet
Site: 7 Acres
Date of First Construction: 1955

Assessment Timeline

Facility Condition Interview:	08/08/16
Facility Condition Field Visit:	08/08/16
Educational Suitability Interview:	08/08/16
Educational Suitability Field Visit:	08/08/16

Facility Summary

Wooten Elementary School was built in 1955. It consists of the Main School Building (BLDG-144A), which houses administration offices, classrooms, cafeteria, library, and gymnasium.

Facility Condition Assessment (FCA)

The FCA is a process that is used to understand the deficiencies of a facility. It is conducted by a team of architects and engineers of various disciplines. The FCA is performed using existing data, facility staff interviews, facility walk-though assessments, analysis, and cost estimating.

FCA REPORT CARD	
Wooten Elementary School	46

*The FCA score is equal to 100 minus the Facility Condition Index (FCI). The FCI is equal to the cost to maintain, repair and replace deficiencies of a facility divided by the current replacement value of the facility.

Educational Suitability Assessment (ESA)

The ESA measures the degree to which the facility supports teaching and learning considering the exterior and site, academic spaces, support spaces, future-ready spaces, library and media center, security, technology, storage, fixtures, furniture and equipment, environmental quality, and controllability of lighting and HVAC systems.

ESA REPORT CARD	
Wooten Elementary School	50

*The FCA and ESA scores are not a representation of the school's academic performance and does not reflect any construction or improvements performed after the assessment date.
*These are draft scores pending AISD feedback.

Links to Online Surveys:

AISD Educational Suitability Survey - https://www.surveymonkey.com/r/AISD_Educational_Suitability_Survey

AISD Cuestionario para la Condicion de Instalacion y Conveniencia Educativa - https://www.survekymonkey.com/r/AISD_Educational_Suitability_Espanol

2016 Facility Condition Assessment and Educational Suitability Assessment

AUSTIN Independent School District

WOOTEN ELEMENTARY SCHOOL
AUSTIN Independent School District

Rev. 11/22/2016

Facility Condition Assessment

Rating Scale: E Excellent · G Good · A Average · P Poor · F Fail

	BLDG-188A Main School Building
Mechanical / HVAC	
Mechanical / HVAC	A
Domestic Water Distribution	A
Plumbing Fixtures	P
Elevators & Lifts	N/A
Electrical	
Electrical Distribution	A
Lighting	A
Communications & Security	G
Fire Alarm	G
Fire Protection / Suppression	A
Exterior Architecture	
Exterior Doors	A
Exterior Walls	P
Exterior Windows	F
Exterior Stairs	N/A
Roofing	G
Interior Architecture	
Interior Ceiling Finishes	A
Interior Doors	A
Interior Floor Finishes	G
Interior Walls	G
Interior Wall Finishes	G
Interior Stairs	N/A

Site / Civil	
Roadways	A
Parking Lots	A
Pedestrian Paving (Sidewalks)	A
Site Development	A
Landscaping	G
Play Fields	A

Crawl Space	
Drainage Below Building	N/A
Access / Ventilation	N/A
Foundation	N/A
Exposed Pipes	N/A
Exposed Ductwork	N/A

Education Suitability Assessment

Rating Scale

- **Excellent** 81-100
- **Good** 66-80
- **Average** 51-65
- **Unsatisfactory** 36-50
- **Very Unsatisfactory** 20-35

Assessment Area	Score
Exterior	52
General Building	30
General Academic & Elective Spaces	31
Future Ready Student Development	40
Library / Media Center	71
Security	43
Technology	60
Storage	47
Furniture, Fixtures & Equipment	85
Environmental Quality (Lighting, Odors, Pests)	76
Controllability of Systems (Lights, Temps, Blinds)	60

PERKINS+WILL

AECOM

AUSTIN Independent School District

2016 Facility Condition Assessment and Educational Suitability Assessment

ZAVALA ELEMENTARY SCHOOL

ZAVALA ELEMENTARY SCHOOL

Facility Site
310 Robert Martinez Jr. St.
Austin, TX 78702

Building Area: 69,463 Square Feet
Site: 3 Acres
Date of First Construction: 1937

Assessment Timeline

Facility Condition Interview:	06/20/16
Facility Condition Field Visit:	07/11/16
Educational Suitability Interview:	06/20/16
Educational Suitability Field Visit:	06/20/16

Facility Summary

Zavala Elementary School was first established in 1936, and consists of one permanent building. The Main School Building (BLDG-145A) has been renovated numerous times and includes a recent classroom addition constructed around 2000.

Facility Condition Assessment (FCA)

The FCA is a process that is used to understand the deficiencies of a facility. It is conducted by a team of architects and engineers of various disciplines. The FCA is performed using existing data, facility staff interviews, facility walk-though assessments, analysis, and cost estimating.

FCA REPORT CARD	
Zavala Elementary School	43

*The FCA score is equal to 100 minus the Facility Condition Index (FCI). The FCI is equal to the cost to maintain, repair and replace deficiencies of a facility divided by the current replacement value of the facility.

Educational Suitability Assessment (ESA)

The ESA measures the degree to which the facility supports teaching and learning considering the exterior and site, academic spaces, support spaces, future-ready spaces, library and media center, security, technology, storage, fixtures, furniture and equipment, environmental quality, and controllability of lighting and HVAC systems.

ESA REPORT CARD	
Zavala Elementary School	74

*The FCA and ESA scores are not a representation of the school's academic performance and does not reflect any construction or improvements performed after the assessment date.
*These are draft scores pending AISD feedback.

Links to Online Surveys:

AISD Educational Suitability Survey - https://www.surveymonkey.com/r/AISD_Educational_Suitability_Survey

AISD Cuestionario para la Condicion de Instalacion y Conveniencia Educativa - https://www.survekymonkey.com/r/AISD_Educational_Suitability_Espanol

AUSTIN Independent School District

2016 Facility Condition Assessment and Educational Suitability Assessment

ZAVALA ELEMENTARY SCHOOL

Rev. 11/22/2016

Facility Condition Assessment

Rating Scale: E Excellent; G Good; A Average; P Poor; F Fail

	BLDG-145A Main School Building
Mechanical / HVAC	
Mechanical / HVAC	P
Domestic Water Distribution	P
Plumbing Fixtures	A
Elevators & Lifts	G
Electrical	
Electrical Distribution	A
Lighting	P
Communications & Security	A
Fire Alarm	G
Fire Protection / Suppression	A
Exterior Architecture	
Exterior Doors	G
Exterior Walls	G
Exterior Windows	G
Exterior Stairs	A
Roofing	P
Interior Architecture	
Interior Ceiling Finishes	G
Interior Doors	G
Interior Floor Finishes	A
Interior Walls	G
Interior Wall Finishes	G
Interior Stairs	G

Site / Civil	
Roadways	P
Parking Lots	P
Pedestrian Paving (Sidewalks)	A
Site Development	A
Landscaping	A
Play Fields	A

Crawl Space (BLDG-145A)	
Drainage Below Building	E
Access / Ventilation	A
Foundation	G
Exposed Pipes	G
Exposed Ductwork	E

Education Suitability Assessment

Rating Scale

- **Excellent** 81-100
- **Good** 66-80
- **Average** 51-65
- **Unsatisfactory** 36-50
- **Very Unsatisfactory** 20-35

Assessment Area	Score
Exterior	66
General Building	87
General Academic & Elective Spaces	83
Future Ready Student Development	70
Library / Media Center	78
Security	46
Technology	60
Storage	53
Furniture, Fixtures & Equipment	87
Environmental Quality (Lighting, Odors, Pests)	84
Controllability of Systems (Lights, Temps, Blinds)	76

PERKINS+WILL

AECOM

AUSTIN Independent School District

2016 Facility Condition Assessment and Educational Suitability Assessment

ZILKER ELEMENTARY SCHOOL

ZILKER ELEMENTARY SCHOOL

Facility Site

1900 Bluebonnet Lane
Austin, TX 78704

Building Area: 50,942 Square Feet
Site: 12 Acres
Date of First Construction: 1950

Assessment Timeline

Facility Condition Interview:	08/02/16
Facility Condition Field Visit:	08/15/16
Educational Suitability Interview:	08/10/16
Educational Suitability Field Visit:	08/10/16

Facility Summary

Zilker Elementary School was first established in 1950 and consists of four permanent buildings. The permanent campus buildings are the Main School Building (BLDG-146A), which includes the administration offices, classrooms, and cafeteria, the separate Gymnasium (BLDG-146B), the separate Library (BLDG-146C) and the Boiler House (BLDG-146D). There are plans to replace the majority of classroom and administration office mechanical units, replace select areas of roofing, and bring select restrooms up to TAS/ADA (Texas Accessibility Standards/ Americans with Disabilities Act) standards as part of the 2013 Bond Program.

Facility Condition Assessment (FCA)

The FCA is a process that is used to understand the deficiencies of a facility. It is conducted by a team of architects and engineers of various disciplines. The FCA is performed using existing data, facility staff interviews, facility walk-though assessments, analysis, and cost estimating.

FCA REPORT CARD	
Zilker Elementary School	46

*The FCA score is equal to 100 minus the Facility Condition Index (FCI). The FCI is equal to the cost to maintain, repair and replace deficiencies of a facility divided by the current replacement value of the facility.

Educational Suitability Assessment (ESA)

The ESA measures the degree to which the facility supports teaching and learning considering the exterior and site, academic spaces, support spaces, future-ready spaces, library and media center, security, technology, storage, fixtures, furniture and equipment, environmental quality, and controllability of lighting and HVAC systems.

ESA REPORT CARD	
Zilker Elementary School	63

*The FCA and ESA scores are not a representation of the school's academic performance and does not reflect any construction or improvements performed after the assessment date.
*These are draft scores pending AISD feedback.

Links to Online Surveys:

AISD Educational Suitability Survey - https://www.surveymonkey.com/r/AISD_Educational_Suitability_Survey

AISD Cuestionario para la Condicion de Instalacion y Conveniencia Educativa - https://www.survekymonkey.com/r/AISD_Educational_Suitability_Espanol

AUSTIN Independent School District

2016 Facility Condition Assessment and Educational Suitability Assessment

ZILKER ELEMENTARY SCHOOL

Rev. 11/22/2016

Facility Condition Assessment

Rating Scale: E Excellent, G Good, A Average, P Poor, F Fail

	BLDG-146A Main School Building	BLDG-146B Gymnasium	BLDG-146C Library
Mechanical / HVAC			
Mechanical / HVAC	A	A	G
Domestic Water Distribution	A	G	G
Plumbing Fixtures	A	A	G
Elevators & Lifts	G	N/A	N/A
Electrical			
Electrical Distribution	G	A	G
Lighting	A	A	G
Communications & Security	G	G	G
Fire Alarm	G	G	G
Fire Protection / Suppression	A	A	N/A
Exterior Architecture			
Exterior Doors	A	G	G
Exterior Walls	G	A	G
Exterior Windows	G	N/A	G
Exterior Stairs	G	N/A	G
Roofing	P	G	A
Interior Architecture			
Interior Ceiling Finishes	P	G	G
Interior Doors	A	G	G
Interior Floor Finishes	A	G	G
Interior Walls	G	G	G
Interior Wall Finishes	G	G	G
Interior Stairs	G	N/A	N/A

Site / Civil	
Roadways	P
Parking Lots	A
Pedestrian Paving (Sidewalks)	A
Site Development	P
Landscaping	A
Play Fields	A

Crawl Space (BLDG-146A)	
Drainage Below Building	A
Access / Ventilation	P
Foundation	P
Exposed Pipes	P
Exposed Ductwork	N/A

Education Suitability Assessment

Rating Scale

- **Excellent** 81-100
- **Good** 66-80
- **Average** 51-65
- **Unsatisfactory** 36-50
- **Very Unsatisfactory** 20-35

Assessment Area	Score
Exterior	65
General Building	77
General Academic & Elective Spaces	54
Future Ready Student Development	58
Library / Media Center	93
Security	60
Technology	60
Storage	27
Furniture, Fixtures & Equipment	93
Environmental Quality (Lighting, Odors, Pests)	76
Controllability of Systems (Lights, Temps, Blinds)	52

PERKINS+WILL

AECOM

BURGER ACTIVITY CENTER & STADIUM

2016 Facility Condition Assessment as of August 2016

AUSTIN Independent School District

Facility Site

3200 Jones Road
Austin, TX 78745

Building Area: 180,614 Square Feet
Site: 48 Acres
Date of First Construction: 1977

Assessment Timeline

Facility Condition Interview: 08/16/16
Facility Condition Field Visit: 08/29/16

What is a FCA?

The FCA is a process that is used to understand the deficiencies of a facility. It is conducted by a team of architects and engineers of various disciplines. The FCA is performed using existing data, facility staff interviews, facility walk-though assessments, analysis, and cost estimating.

FCA REPORT CARD

Burger Activity Center & Stadium	62

*The Burger Center has a total of 15 buildings that were assessed. Those individual building scores can be found in the FCA report.

*This score does not reflect any construction or improvements performed after the assessment date. This is a draft score pending AISD feedback. The FCA score is equal to 100 minus the Facility Condition Index (FCI). The FCI is equal to the cost to maintain, repair and replace deficiencies of a facility divided by the current replacement value of the facility.

Facility Condition Assessment (FCA)

Rating Scale

E Excellent · G Good · A Average · P Poor · F Fail

	BLDG-951A Field House
Mechanical/HVAC	
Mechanical / HVAC	G
Domestic Water Distribution	A
Plumbing Fixtures	G
Elevators & Lifts	N/A
Electrical	
Electrical Distribution	A
Lighting	G
Communications & Security	G
Fire Alarm	G
Fire Protection / Suppression	N/A
Exterior Architecture	
Exterior Doors	A
Exterior Walls	P
Exterior Windows	A
Exterior Stairs	N/A
Roofing	P
Interior Architecture	
Interior Ceiling Finishes	A
Interior Doors	P
Interior Floor Finishes	A
Interior Walls	G
Interior Wall Finishes	G
Interior Stairs	A

Site / Civil	
Roadways	A
Parking Lots	A
Pedestrian Paving (Sidewalks)	G
Site Development	A
Landscaping	G
Play Fields	G

Crawl Space (BLDG-951A)	
Drainage Below Building	P
Access / Ventilation	A
Foundation	A
Exposed Pipes	A
Exposed Ductwork	N/A

Domestic Water Distribution
Aged & Out of Date Equipment

Electrical Distribution
Aged & Out of Date Equipment

Electrical Distribution
Exposed Plug

Exterior Doors
Aged & Damaged

Exterior Walls
Damaged Foundation

Mechanical / HVAC
Aged & Out of Date Equipment


Interior Floors
Stained Carpet


Lighting
Aged & Rusted Fixture


Roofing
Damaged Materials

Site Deficiencies

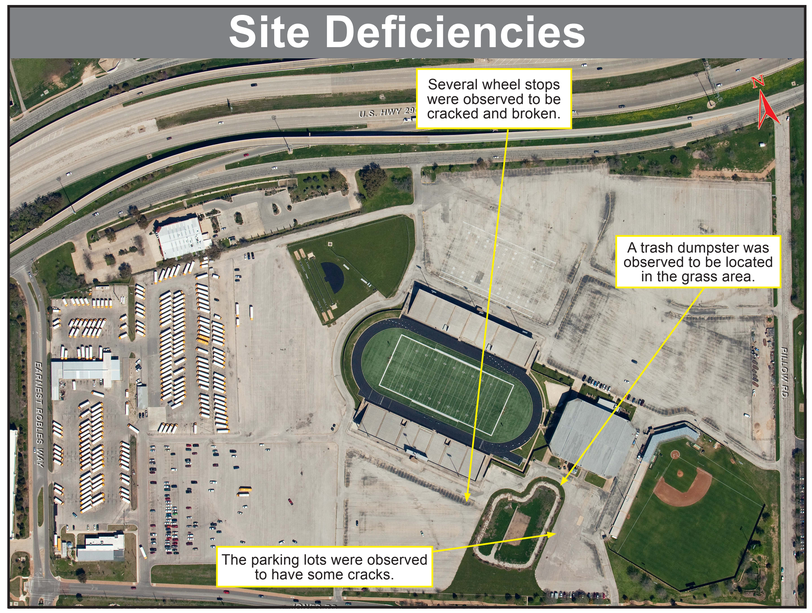

Rev. 11/29/2016

AECOM

CARRUTH ADMINISTRATION CENTER

2016 Facility Condition Assessment as of August 2016

1111 W. 6th Street
Austin, TX 78703

Building Area: 134,402 Square Feet
Site: 3 Acres
Date of First Construction: 1991

Assessment Timeline

Facility Condition Interview: 08/17/16

Facility Condition Field Visit: 08/17/16

What is a FCA?

The FCA is a process that is used to understand the deficiencies of a facility. It is conducted by a team of architects and engineers of various disciplines. The FCA is performed using existing data, facility staff interviews, facility walk-though assessments, analysis, and cost estimating.

FCA REPORT CARD

Carruth Admin. Center	54

*This score is not a representation of the school's academic performance and does not reflect any construction or improvements performed after the assessment date. This is a draft score pending AISD feedback.

*The FCA score is equal to 100 minus the Facility Condition Index (FCI). The FCI is equal to the cost to maintain, repair and replace deficiencies of a facility divided by the current replacement value of the facility.

Facility Condition Assessment (FCA)

Rating Scale: E Excellent, G Good, A Average, P Poor, F Fail

	BLDG-941A Admin. Bldg.	BLDG-941B Admin. Bldg.	BLDG-941C Admin. Bldg.	BLDG-941D Admin. Bldg.	BLDG-941E Apartment Bldg.	BLDG-941P Parking Structure
Mechanical/HVAC						
Mechanical / HVAC	P	P	P	P	P	N/A
Domestic Water Distribution	A	A	A	A	A	N/A
Plumbing Fixtures	A	A	A	A	A	N/A
Elevators & Lifts	E	N/A	N/A	A	N/A	G
Electrical						
Electrical Distribution	P	P	P	P	P	P
Lighting	A	A	A	A	A	P
Communications & Security	P	P	P	P	P	N/A
Fire Alarm	A	G	G	G	G	N/A
Fire Protection / Suppression	P	G	G	G	G	G
Exterior Architecture						
Exterior Doors	P	P	P	P	P	N/A
Exterior Walls	A	A	P	A	A	A
Exterior Windows	A	G	A	G	P	N/A
Exterior Stairs	G	P	N/A	P	N/A	N/A
Roofing	A	P	P	P	A	N/A
Interior Architecture						
Interior Ceiling Finishes	A	A	A	A	A	N/A
Interior Doors	G	G	G	A	P	G
Interior Floor Finishes	G	A	P	A	A	G
Interior Walls	P	P	P	P	P	G
Interior Wall Finishes	P	P	P	P	P	N/A
Interior Stairs	G	N/A	N/A	N/A	G	N/A

Site / Civil	
Roadways	A
Parking Lots	A
Pedestrian Paving (Sidewalks)	A
Site Development	G
Landscaping	A
Play Fields	N/A

Crawl Space	
Drainage Below Building	N/A
Access / Ventilation	N/A
Foundation	N/A
Exposed Pipes	N/A
Exposed Ductwork	N/A

Domestic Water Distribution
Aged & Out of Date

Electrical Distribution
Corroded & Out of Date

Exterior Floors
Corroded & Damaged

Fire Extinguisher
Broken Case

Mechanical / HVAC
Damaged Insulation



Mechanical / HVAC
Out of Date Equipment

Mechanical / HVAC
Damaged Piping

Interior Ceiling Finishes
Damaged & Stained Tile



Interior Stairs
Corroded Underneath

Site Map

Rev. 11/29/2016

CENTRAL WAREHOUSE

2016 Facility Condition Assessment as of August 2016

3701 Woodbury Dr.
Austin, TX 78704

Building Area: 116,305 Square Feet
Site: 19 Acres
Date of First Construction: 1983

Assessment Timeline

Facility Condition Interview:	08/09/16
Facility Condition Field Visit:	08/29/16

What is a FCA?

The FCA is a process that is used to understand the deficiencies of a facility. It is conducted by a team of architects and engineers of various disciplines. The FCA is performed using existing data, facility staff interviews, facility walk-though assessments, analysis, and cost estimating.

FCA REPORT CARD

Central Warehouse	61

*This score is not a representation of the school's academic performance and does not reflect any construction or improvements performed after the assessment date. This is a draft score pending AISD feedback.

*The FCA score is equal to 100 minus the Facility Condition Index (FCI). The FCI is equal to the cost to maintain, repair and replace deficiencies of a facility divided by the current replacement value of the facility.

Facility Condition Assessment (FCA)

Rating Scale

E Excellent · G Good · A Average · P Poor · F Fail

	BLDG-922A Central Warehouse
Mechanical/HVAC	
Mechanical / HVAC	A
Domestic Water Distribution	G
Plumbing Fixtures	G
Elevators & Lifts	N/A
Electrical	
Electrical Distribution	G
Lighting	A
Communications & Security	G
Fire Alarm	G
Fire Protection / Suppression	G
Exterior Architecture	
Exterior Doors	A
Exterior Walls	G
Exterior Windows	N/A
Exterior Stairs	G
Roofing	P
Interior Architecture	
Interior Ceiling Finishes	G
Interior Doors	A
Interior Floor Finishes	G
Interior Walls	G
Interior Wall Finishes	G
Interior Stairs	N/A

Site / Civil	
Roadways	A
Parking Lots	A
Pedestrian Paving (Sidewalks)	G
Site Development	A
Landscaping	A
Play Fields	G

Crawl Space	
Drainage Below Building	N/A
Access / Ventilation	N/A
Foundation	N/A
Exposed Pipes	N/A
Exposed Ductwork	N/A

Exterior Doors
Rusted & Out of Date

Exterior Stairs
Rusted Hand Rail

Exterior Walls
Corroded & Damaged



Exterior Walls
Damaged & Bent Panels

Interior Doors
Blocked & Unsealable

Interior Floor Finishes
Mis-matached Tiles



Interior Floor Finishes
Leakage & Mismatched



Interior Walls
Chipped Frame



Roofing
Water Damage

Site Deficiencies

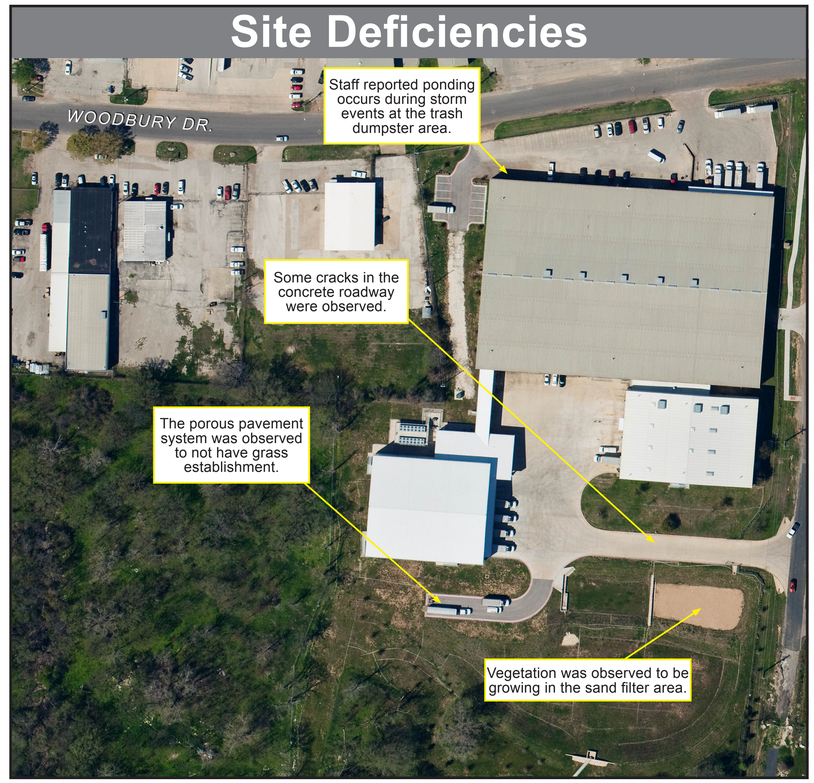

Rev. 11/29/2016

CLIFTON CAREER DEVELOPMENT SCHOOL

2016 Facility Condition Assessment as of October 2016

1519 Coronado Hills Dr.
Austin, TX 78752

Building Area: 38,314 Square Feet
Site: 7 Acres
Date of First Construction: 1977

Assessment Timeline

Facility Condition Interview:	10/21/16
Facility Condition Field Visit:	10/10/16

What is a FCA?

The FCA is a process that is used to understand the deficiencies of a facility. It is conducted by a team of architects and engineers of various disciplines. The FCA is performed using existing data, facility staff interviews, facility walk-though assessments, analysis, and cost estimating.

FCA REPORT CARD

Clifton Career Center	70

*This score is not a representation of the school's academic performance and does not reflect any construction or improvements performed after the assessment date. This is a draft score pending AISD feedback.

*The FCA score is equal to 100 minus the Facility Condition Index (FCI). The FCI is equal to the cost to maintain, repair and replace deficiencies of a facility divided by the current replacement value of the facility.

Facility Condition Assessment (FCA)

Rating Scale

E Excellent · G Good · A Average · P Poor · F Fail

	BLDG-852A Main Building
Mechanical/HVAC	
Mechanical / HVAC	G
Domestic Water Distribution	G
Plumbing Fixtures	G
Elevators & Lifts	N/A
Electrical	
Electrical Distribution	P
Lighting	G
Communications & Security	A
Fire Alarm	G
Fire Protection / Suppression	G
Exterior Architecture	
Exterior Doors	A
Exterior Walls	A
Exterior Windows	A
Exterior Stairs	A
Roofing	A
Interior Architecture	
Interior Ceiling Finishes	A
Interior Doors	A
Interior Floor Finishes	E
Interior Walls	A
Interior Wall Finishes	G
Interior Stairs	G

Site / Civil	
Roadways	P
Parking Lots	P
Pedestrian Paving (Sidewalks)	A
Site Development	A
Landscaping	A
Play Fields	G

Crawl Space (BLDG-852A)	
Drainage Below Building	A
Access / Ventilation	P
Foundation	A
Exposed Pipes	A
Exposed Ductwork	N/A

Electrical Distribution
Corroded Switch Board

Electrical Distribution
Improper Use of Materials

Exterior Ramp
Rusted Hand Rails

Exterior Walls
Damaged Bricks


Interior Ceiling Finishes
Water Stained Tiles

Interior Stairs
Excessive Wear & Tear

Interior Walls
Aged Materials

Roofing
Water Ponding Damage

Water Distribution
Water Damaged Pipe

Site Deficiencies

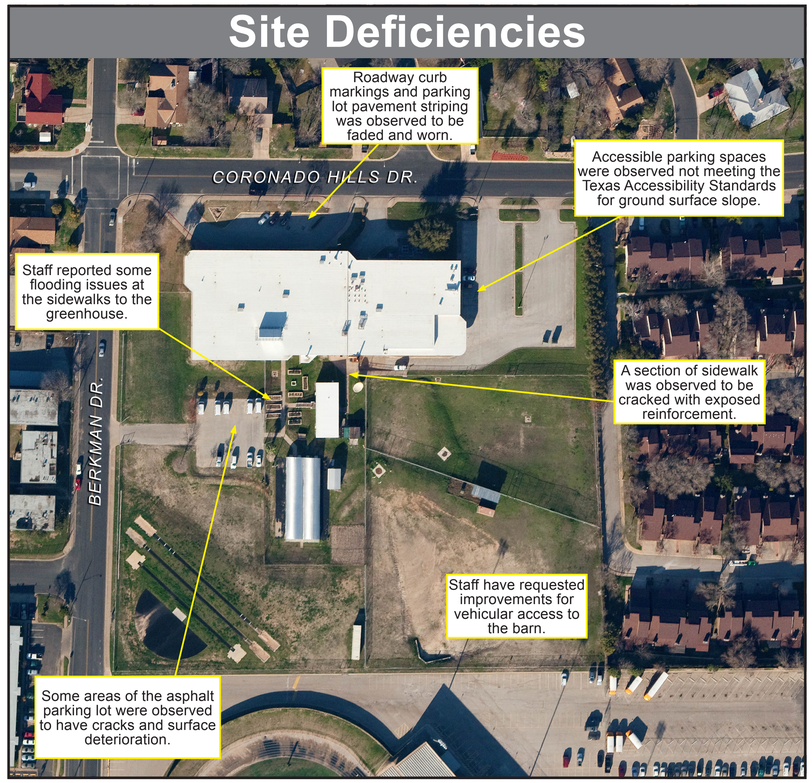

Rev. 11/29/2016

DELCO ACTIVITY CENTER

2016 Facility Condition Assessment as of August 2016

4601 Pecan Brook Dr.
Austin, TX 78724

Building Area: 60,294 Square Feet
Site: 44 Acres
Date of First Construction: 2003

Assessment Timeline

Facility Condition Interview:	08/22/16
Facility Condition Field Visit:	08/22/16

What is a FCA?

The FCA is a process that is used to understand the deficiencies of a facility. It is conducted by a team of architects and engineers of various disciplines. The FCA is performed using existing data, facility staff interviews, facility walk-though assessments, analysis, and cost estimating.

FCA REPORT CARD

Delco Activity Center	33

*This score is not a representation of the school's academic performance and does not reflect any construction or improvements performed after the assessment date. This is a draft score pending AISD feedback.

*The FCA score is equal to 100 minus the Facility Condition Index (FCI). The FCI is equal to the cost to maintain, repair and replace deficiencies of a facility divided by the current replacement value of the facility.

Facility Condition Assessment (FCA)

Rating Scale

E Excellent · G Good · A Average · P Poor · F Fail

	BLDG-949A Main Building
Mechanical/HVAC	
Mechanical / HVAC	G
Domestic Water Distribution	A
Plumbing Fixtures	G
Elevators & Lifts	G
Electrical	
Electrical Distribution	G
Lighting	G
Communications & Security	G
Fire Alarm	G
Fire Protection / Suppression	G
Exterior Architecture	
Exterior Doors	P
Exterior Walls	A
Exterior Windows	G
Exterior Stairs	N/A
Roofing	G
Interior Architecture	
Interior Ceiling Finishes	A
Interior Doors	G
Interior Floor Finishes	G
Interior Walls	P
Interior Wall Finishes	G
Interior Stairs	G

Site / Civil	
Roadways	P
Parking Lots	F
Pedestrian Paving (Sidewalks)	A
Site Development	P
Landscaping	G
Play Fields	G

Crawl Space (BLDG-949A)	
Drainage Below Building	P
Access / Ventilation	P
Foundation	G
Exposed Pipes	G
Exposed Ductwork	G

Domestic Water Distribution
Aged & Leaking Equipment

Electrical Distribution
Aged Equipment

Exterior Walls
Damaged & Cracked Materials

Mechanical / HVAC
Aged & Rusted Equipment

Interior Ceiling Finishes
Cracking Tiles



Interior Floors
Cracked & Aged



Interior Floors
Damaged Floor Protection



Interior Walls
Noticeable Patchwork



Interior Walls
Cracked Brick

Site Deficiencies

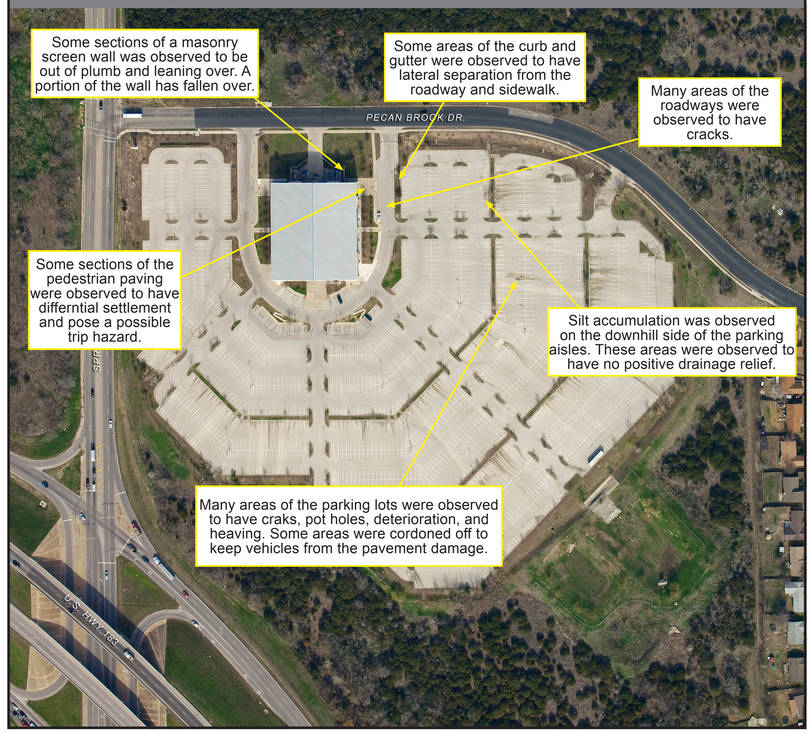

Rev. 11/30/2016

HOUSE PARK ATHLETICS FACILITY

2016 Facility Condition Assessment as of August 2016

1301 Shoal Creek Blvd.
Austin, TX 78701

Building Area: 31,880 Square Feet
Site: 11 Acres
Date of First Construction: 2009

Assessment Timeline

Facility Condition Interview: 08/15/16

Facility Condition Field Visit: 08/15/16

What is a FCA?

The FCA is a process that is used to understand the deficiencies of a facility. It is conducted by a team of architects and engineers of various disciplines. The FCA is performed using existing data, facility staff interviews, facility walk-though assessments, analysis, and cost estimating.

FCA REPORT CARD

House Park	60

*House Park has a total of 14 buildings that were assessed. The score and ratings for those buildings can be found in the FCA report.

*This score is not a representation of the school's academic performance and does not reflect any construction or improvements performed after the assessment date. This is a draft score pending AISD feedback. The FCA score is equal to 100 minus the Facility Condition Index (FCI). The FCI is equal to the cost to maintain, repair and replace deficiencies of a facility divided by the current replacement value of the facility.

Facility Condition Assessment (FCA)

Rating Scale

E Excellent · G Good · A Average · P Poor · F Fail

	BLDG-280A Field House
Mechanical/HVAC	
Mechanical / HVAC	G
Domestic Water Distribution	G
Plumbing Fixtures	G
Elevators & Lifts	N/A
Electrical	
Electrical Distribution	A
Lighting	A
Communications & Security	A
Fire Alarm	N/A
Fire Protection / Suppression	A
Exterior Architecture	
Exterior Doors	A
Exterior Walls	G
Exterior Windows	G
Exterior Stairs	G
Roofing	A
Interior Architecture	
Interior Ceiling Finishes	G
Interior Doors	A
Interior Floor Finishes	G
Interior Walls	G
Interior Wall Finishes	G
Interior Stairs	N/A

Site / Civil	
Roadways	A
Parking Lots	A
Pedestrian Paving (Sidewalks)	A
Site Development	A
Landscaping	G
Play Fields	G

Crawl Space	
Drainage Below Building	N/A
Access / Ventilation	N/A
Foundation	N/A
Exposed Pipes	N/A
Exposed Ductwork	N/A

Electrical Distribution
Aged & Out of Date

Electrical Distribution
Exposed & Tangled Wires

Exterior Walls
Cracking Materials



Exterior Walls
Damaged Tiles

Mechanical / HVAC
Excessive Wear

Mechanical / HVAC
Damaged & Aged

Interior Stairs
Damaged & Aged



Roofing
Damaged & Corroded



Roofing
Water Damage

Site Deficiencies

Rev. 11/29/2016

NELSON BUS TERMINAL

2016 Facility Condition Assessment as of August 2016

AUSTIN Independent School District

Facility Site

7105 Berkman Dr.
Austin, TX 78752

Building Area: 14,890 Square Feet
Site: 7 Acres
Date of First Construction: 1995

Assessment Timeline

Facility Condition Interview: 08/18/16
Facility Condition Field Visit: 08/18/16

What is a FCA?

The FCA is a process that is used to understand the deficiencies of a facility. It is conducted by a team of architects and engineers of various disciplines. The FCA is performed using existing data, facility staff interviews, facility walk-though assessments, analysis, and cost estimating.

FCA REPORT CARD

Nelson Bus Terminal	30

*This score is not a representation of the school's academic performance and does not reflect any construction or improvements performed after the assessment date. This is a draft score pending AISD feedback.

*The FCA score is equal to 100 minus the Facility Condition Index (FCI). The FCI is equal to the cost to maintain, repair and replace deficiencies of a facility divided by the current replacement value of the facility.

Facility Condition Assessment (FCA)

Rating Scale

E Excellent · G Good · A Average · P Poor · F Fail

	BLDG-959A Main Building
Mechanical/HVAC	
Mechanical / HVAC	A
Domestic Water Distribution	A
Plumbing Fixtures	A
Elevators & Lifts	N/A
Electrical	
Electrical Distribution	A
Lighting	A
Communications & Security	A
Fire Alarm	A
Fire Protection / Suppression	G
Exterior Architecture	
Exterior Doors	A
Exterior Walls	A
Exterior Windows	A
Exterior Stairs	N/A
Roofing	A
Interior Architecture	
Interior Ceiling Finishes	P
Interior Doors	A
Interior Floor Finishes	P
Interior Walls	A
Interior Wall Finishes	A
Interior Stairs	A

Site / Civil	
Roadways	P
Parking Lots	P
Pedestrian Paving (Sidewalks)	A
Site Development	P
Landscaping	A
Play Fields	N/A

Crawl Space	
Drainage Below Building	N/A
Access / Ventilation	N/A
Foundation	N/A
Exposed Pipes	N/A
Exposed Ductwork	N/A

Electrical Distribution
Outdoor Wires Exposed to Elements

Exterior Walls
Water Leakage; Ineffective Sandbags

Mechanical / HVAC
Damaged Insulation

Mechanical / HVAC
Drip Pans Overflowing Causing Ceiling Damage

Mechanical / HVAC
Rusted System

Interior Ceiling Finishes
Ceiling Tiles with Water Damage

Interior Ceiling Finishes
Wear & Tear

Interior Floor Finishes
Excessive Wear & Tear

Plumbing
Wear & Tear

Site Deficiencies

Rev. 11/30/2016

AECOM

NELSON FIELD

2016 Facility Condition Assessment as of August 2016



7105 Berkman Dr.
Austin, TX 78752

Building Area: 59,005 Square Feet
Site: 20 Acres
Date of First Construction: 1963

Assessment Timeline

Facility Condition Interview: 08/22/16

Facility Condition Field Visit: 08/22/16

What is a FCA?

The FCA is a process that is used to understand the deficiencies of a facility. It is conducted by a team of architects and engineers of various disciplines. The FCA is performed using existing data, facility staff interviews, facility walk-though assessments, analysis, and cost estimating.

FCA REPORT CARD

Nelson Field	65

*Nelson Field has a total of 16 buildings that were assessed. The score and ratings for those buildings can be found in the FCA report.

*This score is not a representation of the school's academic performance and does not reflect any construction or improvements performed after the assessment date. This is a draft score pending AISD feedback. The FCA score is equal to 100 minus the Facility Condition Index (FCI). The FCI is equal to the cost to maintain, repair and replace deficiencies of a facility divided by the current replacement value of the facility.

Facility Condition Assessment (FCA)

Rating Scale: E Excellent, G Good, A Average, P Poor, F Fail

	BLDG-281A Field House
Mechanical/HVAC	
Mechanical / HVAC	A
Domestic Water Distribution	G
Plumbing Fixtures	G
Elevators & Lifts	N/A
Electrical	
Electrical Distribution	A
Lighting	G
Communications & Security	A
Fire Alarm	N/A
Fire Protection / Suppression	N/A
Exterior Architecture	
Exterior Doors	G
Exterior Walls	G
Exterior Windows	A
Exterior Stairs	N/A
Roofing	G
Interior Architecture	
Interior Ceiling Finishes	A
Interior Doors	N/A
Interior Floor Finishes	A
Interior Walls	G
Interior Wall Finishes	G
Interior Stairs	N/A

Site / Civil	
Roadways	A
Parking Lots	A
Pedestrian Paving (Sidewalks)	G
Site Development	G
Landscaping	G
Play Fields	G

Crawl Space	
Drainage Below Building	N/A
Access / Ventilation	N/A
Foundation	N/A
Exposed Pipes	N/A
Exposed Ductwork	N/A



Electrical Distribution
Aged & Out of Date

Exterior Stairs
Aged Materials

Flooring
Damaged Materials

Mechanical / HVAC
Aged & Out of Date

Interior Walls
Damaged

Lighting Fixtures
Missing Cover

Plumbing
Aged & Corroded Pipe

Plumbing
Corroded Drain

Roofing
Excessive Wear & Tear

Site Deficiencies

Rev. 11/30/2016

NOACK SPORTS COMPLEX

2016 Facility Condition Assessment as of August 2016

5300 Crainway Dr.
Austin, TX 78724

Building Area: 3,231 Square Feet
Site: 11 Acres
Date of First Construction: 2004

Assessment Timeline

Facility Condition Interview: 08/22/16

Facility Condition Field Visit: 08/22/16

What is a FCA?

The FCA is a process that is used to understand the deficiencies of a facility. It is conducted by a team of architects and engineers of various disciplines. The FCA is performed using existing data, facility staff interviews, facility walk-though assessments, analysis, and cost estimating.

FCA REPORT CARD

Noack Sports Complex	58

*This score is not a representation of the school's academic performance and does not reflect any construction or improvements performed after the assessment date. This is a draft score pending AISD feedback.

*The FCA score is equal to 100 minus the Facility Condition Index (FCI). The FCI is equal to the cost to maintain, repair and replace deficiencies of a facility divided by the current replacement value of the facility.

Facility Condition Assessment (FCA)

Rating Scale: E Excellent, G Good, A Average, P Poor, F Fail

	BLDG-950A Restrooms & Storage	BLDG-950B Concession/Restroom Facility	BLDG-950C Press Box (East)	BLDG-950D Press Box (West)	BLDG-950E Ticket Booth	BLDG-950F Press Box (West)	BLDG-950G Press Box (East)
Mechanical/HVAC							
Mechanical / HVAC	G	G	N/A	N/A	G	G	G
Domestic Water Distribution	A	A	N/A	N/A	G	N/A	N/A
Plumbing Fixtures	G	G	N/A	N/A	G	G	G
Elevators & Lifts	N/A	N/A	N/A	N/A	G	G	G
Electrical							
Electrical Distribution	G	G	N/A	N/A	G	G	G
Lighting	G	G	G	G	N/A	N/A	N/A
Communications & Security	G	G	N/A	N/A	N/A	N/A	N/A
Fire Alarm	N/A	N/A	N/A	N/A	N/A	N/A	N/A
Fire Protection / Suppression	N/A	N/A	N/A	N/A	G	N/A	N/A
Exterior Architecture							
Exterior Doors	G	G	G	G	G	G	G
Exterior Walls	G	G	G	G	G	G	G
Exterior Windows	N/A	N/A	N/A	N/A	G	G	G
Exterior Stairs	N/A	N/A	N/A	N/A	N/A	N/A	N/A
Roofing	G	G	G	G	N/A	N/A	N/A
Interior Architecture							
Interior Ceiling Finishes	G	G	G	G	N/A	N/A	N/A
Interior Doors	A	G	N/A	N/A	N/A	N/A	N/A
Interior Floor Finishes	A	G	G	G	N/A	N/A	N/A
Interior Walls	G	G	G	G	N/A	N/A	N/A
Interior Wall Finishes	A	G	G	G	G	N/A	N/A
Interior Stairs	N/A	N/A	N/A	N/A	G	N/A	N/A

Site / Civil	
Roadways	A
Parking Lots	A
Pedestrian Paving (Sidewalks)	A
Site Development	A
Landscaping	G
Play Fields	G

Crawl Space	
Drainage Below Building	N/A
Access / Ventilation	N/A
Foundation	N/A
Exposed Pipes	N/A
Exposed Ductwork	N/A

Comm. & Security
Rusted Exit Sign

Electrical Distribution
Exposed Wires


Electrical Distribution
Tangled Wires

Exterior Stairs
Aged Materials

Fire Protection
Exposed Fire Extinguisher

Interior Ceiling Finishes
Missing Roof Tile

Interior Ceiling Finishes
Stained & Damaged

Interior Doors
Damaged & Aged

Lighting
Damaged & Aged

Site Map

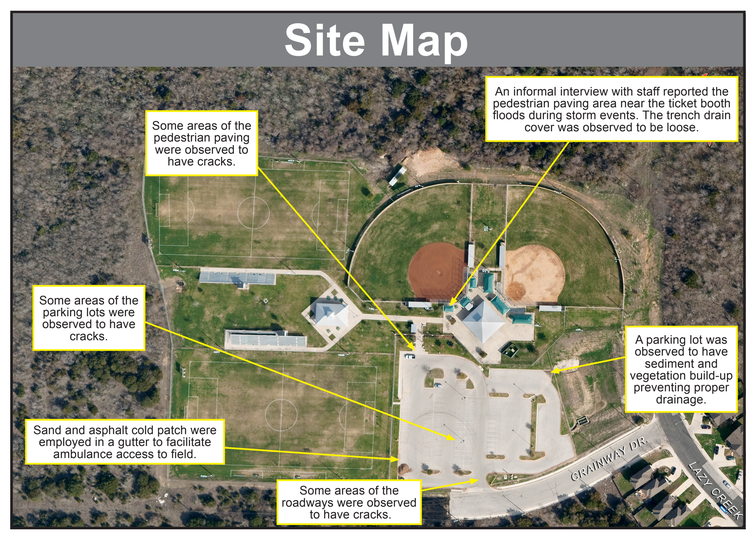

Rev. 11/30/2016

PERFORMING ARTS CENTER

2016 Facility Condition Assessment as of October 2016

1500 Barbara Jordan Blvd.
Austin, TX 78727

Building Area: 99,554 Square Feet
Site: 4 Acres
Date of First Construction: 2014

Assessment Timeline

Facility Condition Interview:	10/14/16
Facility Condition Field Visit:	10/14/16

What is a FCA?

The FCA is a process that is used to understand the deficiencies of a facility. It is conducted by a team of architects and engineers of various disciplines. The FCA is performed using existing data, facility staff interviews, facility walk-though assessments, analysis, and cost estimating.

FCA REPORT CARD

Performing Arts Center	98

*This score is not a representation of the school's academic performance and does not reflect any construction or improvements performed after the assessment date. This is a draft score pending AISD feedback.

*The FCA score is equal to 100 minus the Facility Condition Index (FCI). The FCI is equal to the cost to maintain, repair and replace deficiencies of a facility divided by the current replacement value of the facility.

Facility Condition Assessment (FCA)

Rating Scale

E Excellent · G Good · A Average · P Poor · F Fail

	BLDG-954A Main Building
Mechanical/HVAC	
Mechanical / HVAC	G
Domestic Water Distribution	E
Plumbing Fixtures	G
Elevators & Lifts	G
Electrical	
Electrical Distribution	E
Lighting	G
Communications & Security	E
Fire Alarm	G
Fire Protection / Suppression	E
Exterior Architecture	
Exterior Doors	G
Exterior Walls	E
Exterior Windows	G
Exterior Stairs	E
Roofing	G
Interior Architecture	
Interior Ceiling Finishes	E
Interior Doors	E
Interior Floor Finishes	E
Interior Walls	G
Interior Wall Finishes	G
Interior Stairs	E

Site / Civil	
Roadways	E
Parking Lots	E
Pedestrian Paving (Sidewalks)	E
Site Development	E
Landscaping	G
Play Fields	G

Crawl Space	
Drainage Below Building	N/A
Access / Ventilation	N/A
Foundation	N/A
Exposed Pipes	N/A
Exposed Ductwork	N/A

Electrical Distribution
System in Good Condition

Electrical Distribution
Wires Well Kept

Fire Protection
Missing Fire Extinguisher



Mechanical / HVAC
Roof System in Good Condition



Mechanical / HVAC
System in Good Condition

Interior Floors
Wear & Tear

Lighting
Wear & Tear

Roofing
Cracked



Roofing
Ponding, Water Damage

Site Plan

Rev. 11/30/2016

ROSEDALE SCHOOL

2016 Facility Condition Assessment as of July 2016

AUSTIN Independent School District

ROSEDALE SCHOOL
AUSTIN Independent School District

Facility Site

2117 W. 49th St.
Austin, Texas 78756

Building Area: 36,501 Square Feet
Site: 5 Acres
Date of First Construction: 1939

Assessment Timeline

Facility Condition Interview: 08/11/16
Facility Condition Field Visit: 07/25/16

What is a FCA?

The FCA is a process that is used to understand the deficiencies of a facility. It is conducted by a team of architects and engineers of various disciplines. The FCA is performed using existing data, facility staff interviews, facility walk-though assessments, analysis, and cost estimating.

FCA REPORT CARD

Rosedale School	32

*This score is not a representation of the school's academic performance and does not reflect any construction or improvements performed after the assessment date. This is a draft score pending AISD feedback.

*The FCA score is equal to 100 minus the Facility Condition Index (FCI). The FCI is equal to the cost to maintain, repair and replace deficiencies of a facility divided by the current replacement value of the facility.

Facility Condition Assessment (FCA)

Rating Scale

E Excellent · G Good · A Average · P Poor · F Fail

	BLDG-251A Main School Building	BLDG-251B Mechanical Building
Mechanical/HVAC		
Mechanical / HVAC	P	N/A
Domestic Water Distribution	A	N/A
Plumbing Fixtures	P	N/A
Elevators & Lifts	N/A	N/A
Electrical		
Electrical Distribution	A	P
Lighting	P	P
Communications & Security	A	N/A
Fire Alarm	G	N/A
Fire Protection / Suppression	P	A
Exterior Architecture		
Exterior Doors	A	P
Exterior Walls	P	P
Exterior Windows	P	P
Exterior Stairs	A	P
Roofing	P	P
Interior Architecture		
Interior Ceiling Finishes	A	A
Interior Doors	A	N/A
Interior Floor Finishes	A	A
Interior Walls	A	N/A
Interior Wall Finishes	A	A
Interior Stairs	A	N/A

Site / Civil	
Roadways	A
Parking Lots	A
Pedestrian Paving (Sidewalks)	A
Site Development	P
Landscaping	G
Play Fields	G

Crawl Space (BLDG-251A)	
Drainage Below Building	A
Access / Ventilation	P
Foundation	A
Exposed Pipes	A
Exposed Ductwork	N/A


Electrical Distribution
Out of Date & Rusted

Electrical Distribution
Out of Date Panel

Exterior Doors
Excessive Wear & Tear


Exterior Walls
Stained with Excessive Wear & Tear

Mechanical / HVAC
Aged & Out of Date

Mechanical / HVAC
Extreme Wear & Tear

Mechanical / HVAC
Stained & Out of Date

Interior Walls
Cracked & Aged Materials

Roofing
Water Ponding

Site Deficiencies

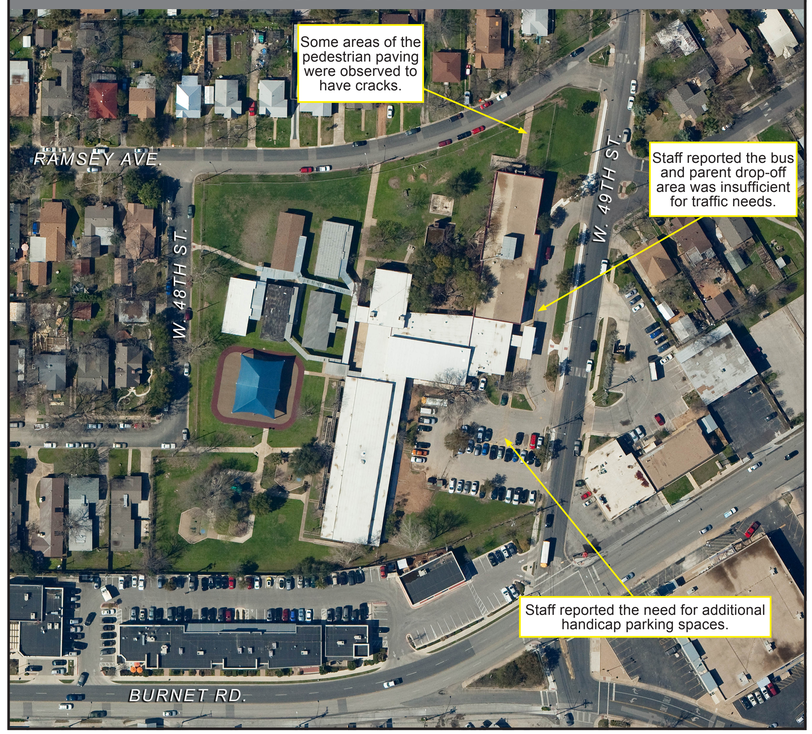

Rev. 11/30/2016

AECOM

SAEGERT BUS TERMINAL

2016 Facility Condition Assessment as of August 2016

Facility Site

3300 Jones Rd.
Austin, TX 78745

Building Area: 19,122 Square Feet
Site: 11 Acres
Date of First Construction: 1975

Assessment Timeline

Facility Condition Interview: 08/17/16
Facility Condition Field Visit: 08/29/16



What is a FCA?

The FCA is a process that is used to understand the deficiencies of a facility. It is conducted by a team of architects and engineers of various disciplines. The FCA is performed using existing data, facility staff interviews, facility walk-though assessments, analysis, and cost estimating.

FCA REPORT CARD

Saegert Bus Terminal	46

*This score is not a representation of the school's academic performance and does not reflect any construction or improvements performed after the assessment date. This is a draft score pending AISD feedback.

*The FCA score is equal to 100 minus the Facility Condition Index (FCI). The FCI is equal to the cost to maintain, repair and replace deficiencies of a facility divided by the current replacement value of the facility.

Facility Condition Assessment (FCA)

Rating Scale: E Excellent, G Good, A Average, P Poor, F Fail

	BLDG-960A Main Building	BLDG-960B Shop & Storage Area	BLDG-960C Tire Shop	BLDG-960D Admin. Bldg./Training
Mechanical/HVAC				
Mechanical / HVAC	P	N/A	N/A	A
Domestic Water Distribution	G	N/A	N/A	A
Plumbing Fixtures	A	N/A	N/A	G
Elevators & Lifts	N/A	N/A	N/A	N/A
Electrical				
Electrical Distribution	G	A	G	G
Lighting	A	G	G	G
Communications & Security	G	N/A	N/A	G
Fire Alarm	G	A	N/A	G
Fire Protection / Suppression	G	G	G	G
Exterior Architecture				
Exterior Doors	P	P	G	A
Exterior Walls	A	P	G	G
Exterior Windows	P	P	A	P
Exterior Stairs	N/A	N/A	N/A	N/A
Roofing	P	P	G	G
Interior Architecture				
Interior Ceiling Finishes	P	N/A	G	G
Interior Doors	A	N/A	N/A	G
Interior Floor Finishes	A	A	G	G
Interior Walls	G	N/A	N/A	G
Interior Wall Finishes	G	N/A	N/A	G
Interior Stairs	N/A	N/A	N/A	N/A

Site / Civil	
Roadways	P
Parking Lots	P
Pedestrian Paving (Sidewalks)	G
Site Development	F
Landscaping	G
Play Fields	N/A

Crawl Space	
Drainage Below Building	N/A
Access / Ventilation	N/A
Foundation	N/A
Exposed Pipes	N/A
Exposed Ductwork	N/A

Electrical Distribution
Aged & Out of Date

Exterior Doors
Damaged & Aged

Exterior Walls
Aged & Rusted

Mechanical / HVAC
Aged & Out of Date

Interior Ceiling
Damaged & Corroded

Interior Floors
Damaged


Interior Floors
Damaged & Cracked

Interior Windows
Corroded Frame

Roofing
Sealant Degraded

Site Deficiencies

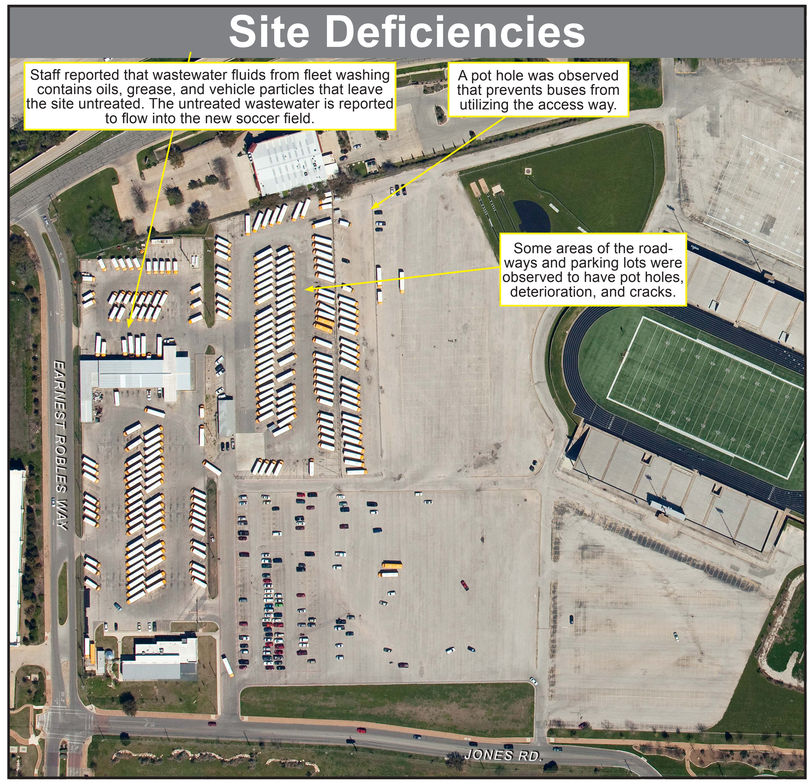

Rev. 12/08/2016

SERVICE CENTER

2016 Facility Condition Assessment as of September 2016

Facility Site

5101 E. 51st St.
Austin, TX 78727

Building Area: 53,984 Square Feet
Site: 17 Acres
Date of First Construction: 1991

Assessment Timeline

Facility Condition Interview: 09/06/16
Facility Condition Field Visit: 09/06/16

What is a FCA?

The FCA is a process that is used to understand the deficiencies of a facility. It is conducted by a team of architects and engineers of various disciplines. The FCA is performed using existing data, facility staff interviews, facility walk-though assessments, analysis, and cost estimating.

FCA REPORT CARD

Service Center	61

*This score is not a representation of the school's academic performance and does not reflect any construction or improvements performed after the assessment date. This is a draft score pending AISD feedback.

*The FCA score is equal to 100 minus the Facility Condition Index (FCI). The FCI is equal to the cost to maintain, repair and replace deficiencies of a facility divided by the current replacement value of the facility.

Facility Condition Assessment (FCA)

Rating Scale: E Excellent, G Good, A Average, P Poor, F Fail

	BLDG-962A Main Building	BLDG-962B Vehicle Services Shop	BLDG-962C Warehouse	BLDG-962D Storage Bldg.	BLDG-962E Administrative Bldg.
Mechanical/HVAC					
Mechanical / HVAC	A	A	A	G	G
Domestic Water Distribution	A	A	G	G	G
Plumbing Fixtures	A	A	G	A	G
Elevators & Lifts	N/A	N/A	N/A	N/A	N/A
Electrical					
Electrical Distribution	P	A	A	G	A
Lighting	A	A	A	A	G
Communications & Security	A	G	A	N/A	A
Fire Alarm	G	G	G	A	G
Fire Protection / Suppression	A	G	G	G	A
Exterior Architecture					
Exterior Doors	P	A	G	A	G
Exterior Walls	A	A	A	A	G
Exterior Windows	G	G	N/A	N/A	A
Exterior Stairs	N/A	N/A	N/A	N/A	N/A
Roofing	P	A	A	G	A
Interior Architecture					
Interior Ceiling Finishes	P	A	G	A	G
Interior Doors	A	G	G	N/A	G
Interior Floor Finishes	A	A	A	N/A	G
Interior Walls	P	G	A	G	G
Interior Wall Finishes	P	A	G	N/A	G
Interior Stairs	A	N/A	G	N/A	N/A

Site / Civil	
Roadways	P
Parking Lots	P
Pedestrian Paving (Sidewalks)	A
Site Development	G
Landscaping	A
Play Fields	G

Crawl Space	
Drainage Below Building	N/A
Access / Ventilation	N/A
Foundation	N/A
Exposed Pipes	N/A
Exposed Ductwork	N/A

Electrical Distribution
Aged System

Exterior Doors
Rusted Materials

Exterior Walls
Rusted & Corroded

Interior Ceiling Finishes
Water Damaged Tiles

Interior Floor
Stained & Aged

Interior Floor Finishes
Damaged Floor Board


Interior Wall
Large Cracks

Lighting
Aged Fixture

Mechanical / HVAC
Rusted Equipment

Site Map

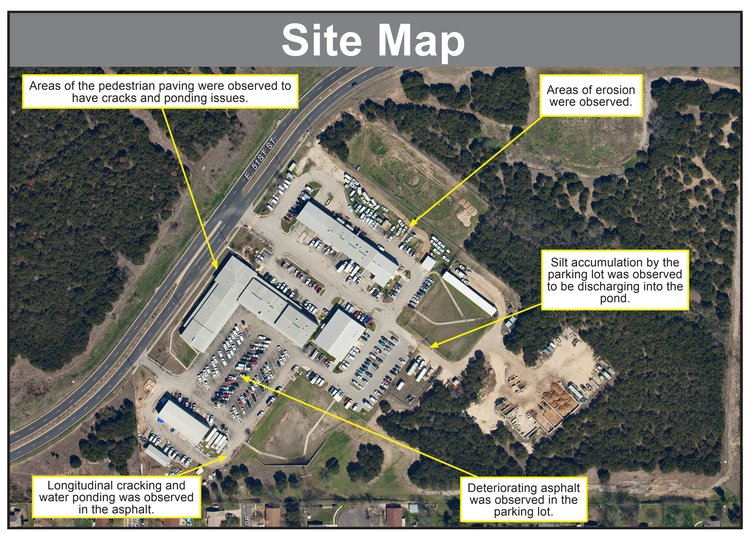

Rev. 12/08/2016

7200 Bluff Springs Rd.
Austin, TX 78744

Building Area: 25,315 Square Feet
Site: 22 Acres
Date of First Construction: 2014

Assessment Timeline

Facility Condition Interview: 08/17/16

Facility Condition Field Visit: 08/17/16

What is a FCA?

The FCA is a process that is used to understand the deficiencies of a facility. It is conducted by a team of architects and engineers of various disciplines. The FCA is performed using existing data, facility staff interviews, facility walk-though assessments, analysis, and cost estimating.

FCA REPORT CARD

Southeast Bus Terminal	95

*This score is not a representation of the school's academic performance and does not reflect any construction or improvements performed after the assessment date. This is a draft score pending AISD feedback.

BAKER CENTER

2016 Facility Condition Assessment as of July 2016

3908 Avenue B
Austin, TX 78751

Building Area: 64,153 Square Feet
Site: 5 Acres
Date of First Construction: 1911

Assessment Timeline

Facility Condition Interview: 07/27/16
Facility Condition Field Visit: 07/27/16

What is a FCA?

The FCA is a process that is used to understand the deficiencies of a facility. It is conducted by a team of architects and engineers of various disciplines. The FCA is performed using existing data, facility staff interviews, facility walk-though assessments, analysis, and cost estimating.

FCA REPORT CARD

Baker Center	50

*This score is not a representation of the school's academic performance and does not reflect any construction or improvements performed after the assessment date. This is a draft score pending AISD feedback.

*The FCA score is equal to 100 minus the Facility Condition Index (FCI). The FCI is equal to the cost to maintain, repair and replace deficiencies of a facility divided by the current replacement value of the facility.

Facility Condition Assessment (FCA)

Rating Scale: E Excellent, G Good, A Average, P Poor, F Fail

	BLDG-945A Main Building	BLDG-PS004 Office Building	BLDG-945C Mechanical Building
Mechanical/HVAC			
Mechanical / HVAC	G	G	G
Domestic Water Distribution	P	G	N/A
Plumbing Fixtures	P	G	N/A
Elevators & Lifts	G	N/A	N/A
Electrical			
Electrical Distribution	P	G	G
Lighting	P	P	A
Communications & Security	A	A	N/A
Fire Alarm	G	G	N/A
Fire Protection / Suppression		N/A	N/A
Exterior Architecture			
Exterior Doors	A	G	P
Exterior Walls	A	P	A
Exterior Windows	P	P	A
Exterior Stairs	P	N/A	N/A
Roofing	A	G	F
Interior Architecture			
Interior Ceiling Finishes	A	G	N/A
Interior Doors	A	A	N/A
Interior Floor Finishes	A	G	G
Interior Walls	P	G	N/A
Interior Wall Finishes	A	G	N/A
Interior Stairs	A	N/A	N/A

Site / Civil	
Roadways	A
Parking Lots	A
Pedestrian Paving (Sidewalks)	A
Site Development	G
Landscaping	G
Play Fields	G

Crawl Space (BLDG-945A)	
Drainage Below Building	A
Access / Ventilation	P
Foundation	A
Exposed Pipes	A
Exposed Ductwork	N/A

Exterior Doors
Corroded & Rusted

Exterior Stairs
Deteriorated & Cracked Concrete

Exterior Walls
Excessive Wear & Tear

Exterior Windows
Aged

Interior Ceiling Finishes
Rusted Hole in Ceiling

Interior Windows
Cracked & Corroded Seal

Plumbing
Corroded Pipe

Roofing
Extreme Water Ponding

Roofing
Water Ponding

Site Deficiencies

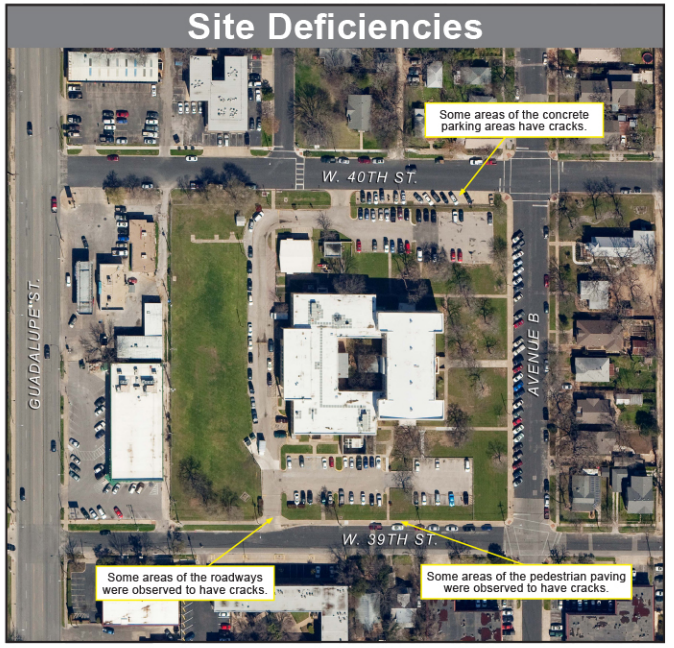

Rev. 11/30/2016